

【表紙】

【提出書類】	有価証券届出書
【提出先】	関東財務局長殿
【提出日】	2020年1月15日提出
【発行者名】	楽天投信投資顧問株式会社
【代表者の役職氏名】	代表取締役社長 東 真之
【本店の所在の場所】	東京都世田谷区玉川一丁目14番1号
【事務連絡者氏名】	石舘 真
【電話番号】	03-6432-7746
【届出の対象とした募集（売出）内国投資 信託受益証券に係るファンドの名称】	楽天・インデックス・バランス・ファンド（株式重視型）
【届出の対象とした募集（売出）内国投資 信託受益証券の金額】	1兆円を上限とします。
【縦覧に供する場所】	該当事項はありません。

第一部【証券情報】

（１）【ファンドの名称】

楽天・インデックス・バランス・ファンド（株式重視型）（以下「ファンド」といいます。）

- ・愛称として「楽天・バンガード・ファンド（バランス株式重視型）」という名称を用いることがあります。

（２）【内国投資信託受益証券の形態等】

- ・追加型証券投資信託受益権です。（以下「受益権」といいます。）
- ・信用格付業者から提供され、もしくは閲覧に供された信用格付、または信用格付業者から提供され、もしくは閲覧に供される予定の信用格付はありません。

ファンドの受益権は、社債、株式等の振替に関する法律の規定の適用を受け、受益権の帰属は、後述の「（11）振替機関に関する事項」に記載の振替機関および当該振替機関の下位の口座管理機関（社債、株式等の振替に関する法律第2条に規定する「口座管理機関」をいい、振替機関を含め、以下「振替機関等」といいます。）の振替口座簿に記載または記録されることにより定まります（以下、振替口座簿に記載または記録されることにより定まる受益権を「振替受益権」といいます。）。委託会社は、やむを得ない事情などがある場合を除き、当該振替受益権を表示する受益証券を発行しません。また、振替受益権には無記名式や記名式の形態はありません。

（３）【発行（売出）価額の総額】

1兆円を上限とします。

（４）【発行（売出）価格】

取得申込受付日の翌営業日の基準価額とします。

- ・基準価額につきましては、販売会社または「（８）申込取扱場所」の照会先にお問い合わせください。

（５）【申込手数料】

販売会社が定めるものとします。申込手数料率につきましては、販売会社にお問い合わせください。

- ・有価証券届出書提出日現在、販売会社における申込手数料はありません。

（６）【申込単位】

販売会社が定める単位とします。

詳しくは、販売会社にお問い合わせください。

（７）【申込期間】

2020年1月16日から2020年7月15日までとします。

- ・上記期間満了前に有価証券届出書を提出することによって更新されます。

（８）【申込取扱場所】

販売会社につきましては、委託会社の照会先にお問い合わせください。

< 委託会社の照会先 >

楽天投信投資顧問株式会社

お客様窓口：電話番号03-6432-7746

受付時間：営業日の午前9時から午後5時まで

ホームページアドレス：<http://www.rakuten-toushin.co.jp/>

（ 9 ） 【 払込期日 】

- ・ 取得申込者は、申込金額を販売会社が指定する期日までに販売会社に支払うものとします。
- ・ 申込期間における各取得申込受付日の発行価額の総額（設定総額）は、販売会社によって、追加設定が行なわれる日に委託会社の指定する口座を経由して、受託会社の指定するファンド口座に払い込まれます。

（ 1 0 ） 【 払込取扱場所 】

申込金額は、販売会社にお支払いいただきます。

（ 1 1 ） 【 振替機関に関する事項 】

振替機関は、株式会社証券保管振替機構とします。

（ 1 2 ） 【 その他 】

該当事項はありません。

第二部【ファンド情報】

第1【ファンドの状況】

1【ファンドの性格】

(1)【ファンドの目的及び基本的性格】

ファンドの目的

当ファンドは、投資信託財産の長期的な成長を目指して運用を行います。

ファンドの基本的性格

1) 商品分類

単体型投信・追加型投信	投資対象地域	投資対象資産 (収益の源泉)
単体型投信	国内	株式
	海外	債券
追加型投信		不動産投信
	内外	その他資産 ()
		資産複合

(注) 当ファンドが該当する商品分類を網掛け表示しています。

2) 属性区分

投資対象資産	決算頻度	投資対象地域	投資形態	為替ヘッジ
株式 一般 大型株 中小型株	年1回	グローバル (日本を含む)		
	年2回	日本		
	年4回	北米	ファミリーファンド	あり (部分ヘッジ)
債券 一般 公債 社債 その他債券 クレジット属性 ()	年6回 (隔月)	欧州		
	年12回 (毎月)	アジア		
	日々	オセアニア		
不動産投信		中南米		
その他資産 (投資信託証券 (資産複合(株 式、債券)資産配 分固定型))	その他 ()	アフリカ	ファンド・オブ・ ファンズ	なし
		中近東 (中東)		
資産複合 () 資産配分固定型 資産配分変更型		エマージング		

（注）当ファンドが該当する属性区分を網掛け表示しています。

属性区分に記載している「為替ヘッジ」は、対円での為替変動リスクに対するヘッジの有無を記載しております。

当ファンドは、ファンド・オブ・ファンズ方式で運用されます。このため、組入れている資産を示す属性区分上の投資対象資産（その他資産（投資信託証券（資産複合（株式、債券）資産配分固定型）））と収益の源泉となる資産を示す商品分類上の投資対象資産（資産複合）とが異なります。

< 商品分類の定義 >

1. 単位型投信・追加型投信の区分

- (1) 単位型投信：当初、募集された資金が一つの単位として信託され、その後の追加設定は一切行われずファンドをいう。
- (2) 追加型投信：一度設定されたファンドであってもその後追加設定が行われ従来の信託財産とともに運用されるファンドをいう。

2. 投資対象地域による区分

- (1) 国内：目論見書又は投資信託約款において、組入資産による主たる投資収益が実質的に国内の資産を源泉とする旨の記載があるものをいう。
- (2) 海外：目論見書又は投資信託約款において、組入資産による主たる投資収益が実質的に海外の資産を源泉とする旨の記載があるものをいう。
- (3) 内外：目論見書又は投資信託約款において、国内及び海外の資産による投資収益を実質的に源泉とする旨の記載があるものをいう。

3. 投資対象資産による区分

- (1) 株式：目論見書又は投資信託約款において、組入資産による主たる投資収益が実質的に株式を源泉とする旨の記載があるものをいう。
- (2) 債券：目論見書又は投資信託約款において、組入資産による主たる投資収益が実質的に債券を源泉とする旨の記載があるものをいう。
- (3) 不動産投信(リート)：目論見書又は投資信託約款において、組入資産による主たる投資収益が実質的に不動産投資信託の受益証券及び不動産投資法人の投資証券を源泉とする旨の記載があるものをいう。
- (4) その他資産：目論見書又は投資信託約款において、組入資産による主たる投資収益が実質的に上記(1)から(3)に掲げる資産以外の資産を源泉とする旨の記載があるものをいう。なお、その他資産と併記して具体的な収益の源泉となる資産の名称記載も可とする。
- (5) 資産複合：目論見書又は投資信託約款において、上記(1)から(4)に掲げる資産のうち複数の資産による投資収益を実質的に源泉とする旨の記載があるものをいう。

4. 独立した区分

- (1) MMF(マネー・マネージメント・ファンド)：「MMF等の運営に関する規則」に定めるMMFをいう。
- (2) MRF(マネー・リザーブ・ファンド)：「MMF等の運営に関する規則」に定めるMRFをいう。
- (3) ETF：投資信託及び投資法人に関する法律施行令（平成12年政令480号）第12条第1号及び第2号に規定する証券投資信託並びに租税特別措置法（昭和32年法律第26号）第9条の4の2に規定する上場証券投資信託をいう。

< 補足として使用する商品分類 >

- (1) インデックス型：目論見書又は投資信託約款において、各種指数に連動する運用成果を目指す旨の記載があるものをいう。
- (2) 特殊型：目論見書又は投資信託約款において、投資者に対して注意を喚起することが必要と思われる特殊な仕組みあるいは運用手法の記載があるものをいう。なお、下記の属性区分で特殊型の小分類において「条件付運用型」に該当する場合には当該小分類を括弧書きで付記するものとし、それ以外の小分類に該当する場合には当該小分類を括弧書きで付記できるものとする。

< 属性区分の定義 >

1. 投資対象資産による属性区分

(1) 株式

- 一般：次の大型株、中小型株属性にあてはまらない全てのものをいう。
- 大型株：目論見書又は投資信託約款において、主として大型株に投資する旨の記載があるものをいう。

中小型株：目論見書又は投資信託約款において、主として中小型株に投資する旨の記載があるものをいう。

(2)債券

一般：次の公債、社債、その他債券属性にあてはまらない全てのものをいう。

公債：目論見書又は投資信託約款において、日本国又は各国の政府の発行する国債(地方債、政府保証債、政府機関債、国際機関債を含む。以下同じ。)に主として投資する旨の記載があるものをいう。

社債：目論見書又は投資信託約款において、企業等が発行する社債に主として投資する旨の記載があるものをいう。

その他債券：目論見書又は投資信託約款において、公債又は社債以外の債券に主として投資する旨の記載があるものをいう。

格付等クレジットによる属性：目論見書又は投資信託約款において、上記 から の「発行体」による区分のほか、特にクレジットに対して明確な記載があるものについては、上記 から に掲げる区分に加え「高格付債」「低格付債」等を併記することも可とする。

(3)不動産投信

これ以上の詳細な分類は行わないものとする。

(4)その他資産

組入れている資産を記載するものとする。

(5)資産複合

以下の小分類に該当する場合には当該小分類を併記することができる。

資産配分固定型：目論見書又は投資信託約款において、複数資産を投資対象とし、組入比率については固定的とする旨の記載があるものをいう。なお、組み合わせている資産を列挙するものとする。

資産配分変更型：目論見書又は投資信託約款において、複数資産を投資対象とし、組入比率については、機動的な変更を行なう旨の記載があるものもしくは固定的とする旨の記載がないものをいう。なお、組み合わせている資産を列挙するものとする。

2. 決算頻度による属性区分

年1回：目論見書又は投資信託約款において、年1回決算する旨の記載があるものをいう。

年2回：目論見書又は投資信託約款において、年2回決算する旨の記載があるものをいう。

年4回：目論見書又は投資信託約款において、年4回決算する旨の記載があるものをいう。

年6回(隔月)：目論見書又は投資信託約款において、年6回決算する旨の記載があるものをいう。

年12回(毎月)：目論見書又は投資信託約款において、年12回(毎月)決算する旨の記載があるものをいう。

日々：目論見書又は投資信託約款において、日々決算する旨の記載があるものをいう。

その他：上記属性にあてはまらない全てのものをいう。

3. 投資対象地域による属性区分(重複使用可能)

グローバル：目論見書又は投資信託約款において、組入資産による投資収益が世界の資産を源泉とする旨の記載があるものをいう。なお、「世界の資産」の中に「日本」を含むか含まないかを明確に記載するものとする。

日本：目論見書又は投資信託約款において、組入資産による投資収益が日本の資産を源泉とする旨の記載があるものをいう。

北米：目論見書又は投資信託約款において、組入資産による投資収益が北米地域の資産を源泉とする旨の記載があるものをいう。

欧州：目論見書又は投資信託約款において、組入資産による投資収益が欧州地域の資産を源泉とする旨の記載があるものをいう。

アジア：目論見書又は投資信託約款において、組入資産による投資収益が日本を除くアジア地域の資産を源泉とする旨の記載があるものをいう。

オセアニア：目論見書又は投資信託約款において、組入資産による投資収益がオセアニア地域の資産を源泉とする旨の記載があるものをいう。

中南米：目論見書又は投資信託約款において、組入資産による投資収益が中南米地域の資産を源泉とする旨の記載があるものをいう。

アフリカ：目論見書又は投資信託約款において、組入資産による投資収益がアフリカ地域の資産を源泉とする旨の記載があるものをいう。

中近東(中東)：目論見書又は投資信託約款において、組入資産による投資収益が中近東地域の資産を源泉とする旨の記載があるものをいう。

エマージング：目論見書又は投資信託約款において、組入資産による投資収益がエマージング地域(新興成長国(地域))の資産を源泉とする旨の記載があるものをいう。

4. 投資形態による属性区分

ファミリーファンド：目論見書又は投資信託約款において、親投資信託(ファンド・オブ・ファンズにのみ投資されるものを除く。)を投資対象として投資するものをいう。

ファンド・オブ・ファンズ：「投資信託等の運用に関する規則」第2条に規定するファンド・オブ・ファンズをいう。

5. 為替ヘッジによる属性区分

為替ヘッジあり：目論見書又は投資信託約款において、為替のフルヘッジ又は一部の資産に為替のヘッジを行う旨の記載があるものをいう。

為替ヘッジなし：目論見書又は投資信託約款において、為替のヘッジを行わない旨の記載があるもの又は為替のヘッジを行う旨の記載がないものをいう。

6. インデックスファンドにおける対象インデックスによる属性区分

日経225

TOPIX

その他の指数：前記指数にあてはまらない全てのものをいう。

7. 特殊型

ブル・ベア型：目論見書又は投資信託約款において、派生商品をヘッジ目的以外に用い、積極的に投資を行うとともに各種指数・資産等への連動若しくは逆連動(一定倍の連動若しくは逆連動を含む。)を目指す旨の記載があるものをいう。

条件付運用型：目論見書又は投資信託約款において、仕組債への投資またはその他特殊な仕組みを用いることにより、目標とする投資成果(基準価額、償還価額、収益分配金等)や信託終了日等が、明示的な指標等の値により定められる一定の条件によって決定される旨の記載があるものをいう。

ロング・ショート型/絶対収益追求型：目論見書又は投資信託約款において、特定の市場に左右されにくい収益の追求を目指す旨若しくはロング・ショート戦略により収益の追求を目指す旨の記載があるものをいう。

その他型：目論見書又は投資信託約款において、上記 から に掲げる属性のいずれにも該当しない特殊な仕組みあるいは運用手法の記載があるものをいう。

上記は、一般社団法人投資信託協会が定める分類方法に基づき記載しています。また、商品分類および属性区分の定義は一般社団法人投資信託協会が定める「商品分類に関する指針」を基に委託会社が作成したものです。なお、一般社団法人投資信託協会のホームページ (<https://www.toushin.or.jp/>) でもご覧頂けます。

ファンドの特色

1 日本を含む全世界の株式および投資適格債券に分散投資します

- ◆ 上場投資信託証券(ETF)および投資信託証券(以下、総称して「外国投資信託」といいます。)への投資を通じて、実質的に日本を含む全世界の株式および投資適格債券に分散投資を行うことで、リスク分散を図りながら長期的な収益の獲得を目指します。

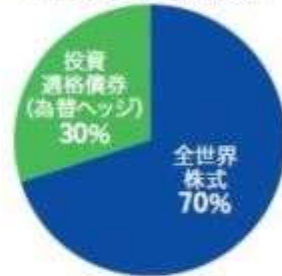
2 全世界株式および投資適格債券の代表的な指数に連動する投資成果を目指します

- ◆ 全世界株式の運用はFTSEグローバル・オールキャップ・インデックスに連動する投資成果を目指して運用を行い、投資適格債券の運用はブルームバーグ・バークレイズ・グローバル総合インデックスに連動する投資成果を目指して運用を行います。

3 各資産の基本配分は、株式70%、債券30%とします

- ◆ 各資産の基本配分は、株式70%、債券30%とし、投資適格債券への投資にあたっては、原則として実質組入外貨建資産の対円で為替ヘッジを行い、為替変動リスクの低減を目指します。

<各資産の基本配分>



! FTSEグローバル・オールキャップ・インデックスとは?

「FTSEグローバル・オールキャップ・インデックス」は、大型株、中型株および小型株まで網羅する全世界の株式市場の動向を表す時価総額加重平均型の株価指数です。

構成銘柄は、米国、欧州および日本などの先進国株式に加えて、中国やインドなどの新興国株式を含み、その数はおよそ8,000銘柄にもおよびます(2019年10月末現在)。

! ブルームバーグ・バークレイズ・グローバル総合インデックスとは?

「ブルームバーグ・バークレイズ・グローバル総合インデックス」は、日本を含む世界の投資適格債券の代表的な指数です。世界の国債に加え、政府関連債、社債および資産担保証券で構成されます。

当ファンドは、FTSEインターナショナルリミテッド(以下「FTSE」といいます。)、ロンドン証券取引所(以下「LSEG」といいます。)(総称して、以下「ライセンス供与者」といいます。)のいずれによっても、支援、推奨、販売または販売促進するものではありません。ライセンス供与者は、「FTSEグローバル・オールキャップ・インデックス」(以下、「本指数」といいます。)の使用およびいかなる時点における本指数値の利用から生じるいかなる結果に対しても、明示的か黙示的かを問わず、何ら表明や保証を行うものではありません。本指数はFTSEによって編集および計算されます。ライセンス供与者は、本指数の誤りについて何人に対しても責任を負わず(過失の有無を問わず)、かつ本指数の誤りに関して通知する義務を負いません。FTSE®はLSEGの商標であり、FTSEがライセンスに基づき使用しています。

ブルームバーグ(BLOOMBERG)は、ブルームバーグ・ファイナンス・エル・ピー(Bloomberg Finance L.P.)の商標およびサービスマークです。バークレイズ(BARCLAYS)は、ライセンスに基づき使用されているバークレイズ・バンク・ピーエルシー(Barclays Bank Plc)の商標およびサービスマークです。ブルームバーグ・ファイナンス・エル・ピーおよびその関係会社(以下「ブルームバーグ」と総称します。)またはブルームバーグのライセンサーは、ブルームバーグ・バークレイズ・インデックス(BLOOMBERG BARCLAYS INDICES)に対する一切の独占的権利を有しています。

【ファンドの仕組み】

当ファンドは、以下の投資信託証券に投資する「ファンド・オブ・ファンズ」です。
外国投資信託への投資割合は、高位に維持することを基本とします。



※投資対象ファンドについて、詳しくは、「投資対象ファンドの概要」をご参照ください。

分配方針

- 毎年4月15日(休業日の場合は翌営業日)に決算を行い、収益分配方針に基づき分配を行います。ただし、将来の分配金の支払いおよびその金額について保証するものではありません。
- 分配対象額の範囲は、繰越分を含めた経費控除後の利子・配当等収益および売買益(評価損益を含む)等の全額とします。
- 収益分配金額は、委託会社が基準価額水準、市況動向等を勘案して決定します。ただし、必ず分配を行うものではありません。

主な投資制限

- 投資信託証券への投資割合には、制限を設けません。
- 外貨建資産への投資割合には制限を設けません。
- 外国為替予約取引を行うことができます。
- 外国為替予約取引は、為替変動リスクを回避する目的以外には利用しません。
- 株式への直接投資は行いません。
- デリバティブの直接利用は行いません。

資金動向、市況動向等に急激な変化が生じたとき等ならびに投資信託財産の規模によっては、また、やむを得ない事情が発生した場合には、上記の運用ができない場合があります。

信託金限度額

- ・ 5,000億円を限度として信託金を追加することができます。
- ・ 委託会社は受託会社と合意のうえ、当該限度額を変更することができます。

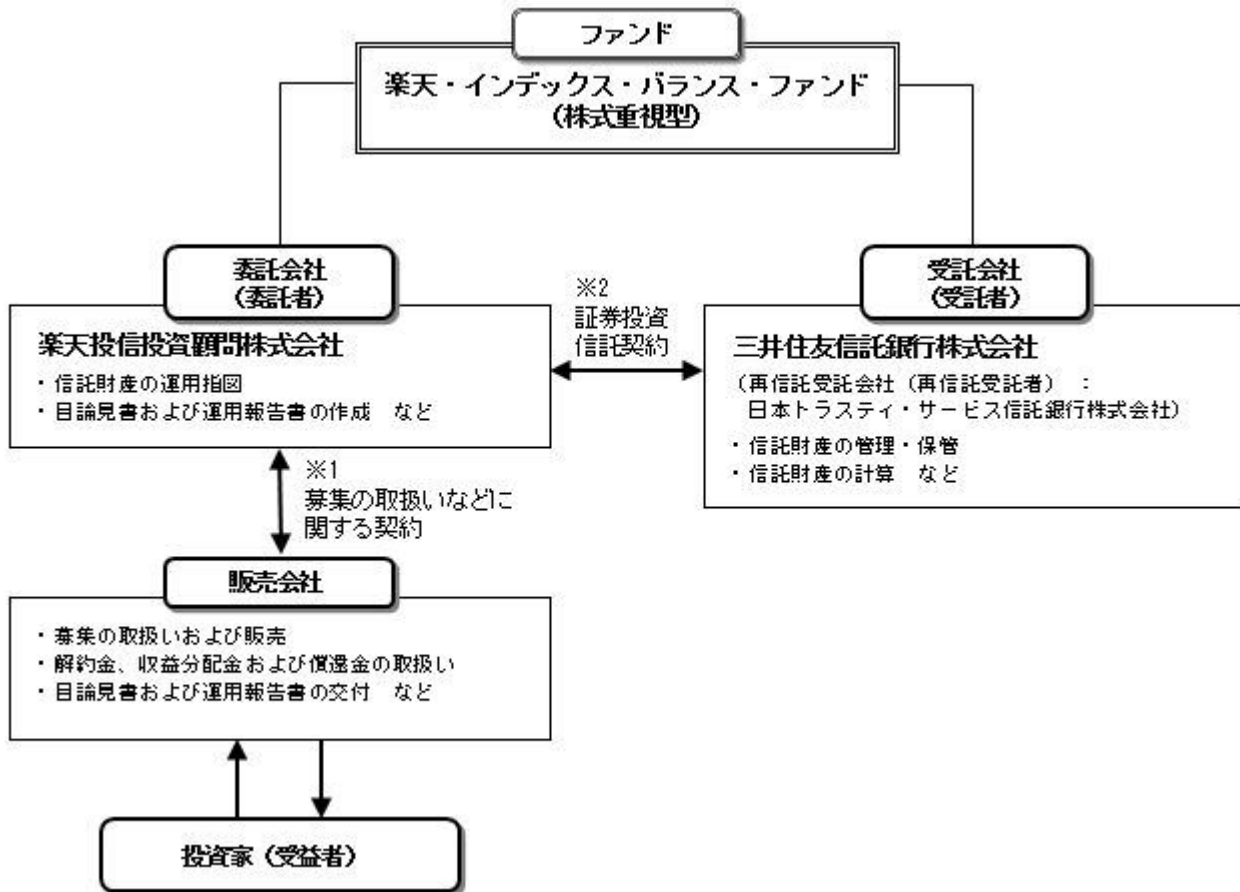
(2) 【ファンドの沿革】

2018年 7月20日

- ・ ファンドの信託契約締結、運用開始

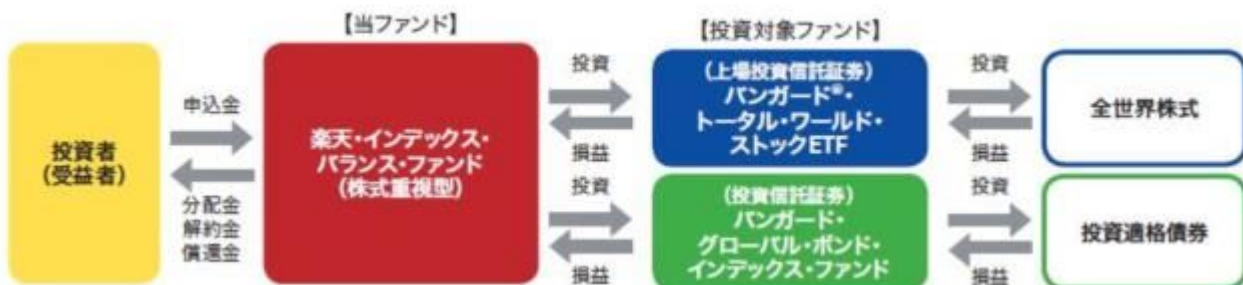
(3) 【ファンドの仕組み】

ファンドの仕組み



- 1 投資信託を販売するルールを委託会社と販売会社の間で規定したものの。販売会社が行なう募集の取扱い、収益分配金・償還金の支払い、解約請求の受付の業務範囲の取決めの内容などが含まれています。
- 2 投資信託を運営するルールを委託会社と受託会社の間で規定したものの。運用の基本方針、投資対象、投資制限、信託報酬、受益者の権利、募集方法の取決めの内容などが含まれています。

ファンド・オブ・ファンズの仕組み



委託会社の概況（2019年10月末現在）

- 1) 資本金
150百万円
- 2) 沿革
2006年12月28日 「楽天投信株式会社」設立
2008年 1月31日 金融商品取引業者登録 [関東財務局長(金商)第1724号]
2009年 4月 1日 株式会社ポラスター投資顧問と合併、商号を「楽天投信投資顧問株式会社」に変更
- 3) 大株主の状況

名 称	住 所	所有株数	所有比率
-----	-----	------	------

楽天カード株式会社	東京都世田谷区玉川一丁目14番1号	13,000株	100%
-----------	-------------------	---------	------

2【投資方針】

(1)【投資方針】

主に別に定める投資信託証券への投資を通じて、実質的に日本を含む全世界の株式および投資適格債券へ分散投資を行います。

全世界株式の運用にあたってはFTSEグローバル・オールキャップ・インデックスに連動する投資成果を目指して運用を行い、投資適格債券の運用にあたってはブルームバーグ・バークレイズ・グローバル総合インデックスに連動する投資成果を目指して運用を行います。

全世界株式および投資適格債券の基本配分は、株式70%、債券30%とします。なお、投資適格債券の運用にあたっては、原則として実質組入外貨建資産の対円での為替ヘッジを行い、為替変動リスクの低減を目指します。

別に定める投資信託証券への投資割合は、原則として高位を維持することを基本とします。

資金動向、市況動向等に急激な変化が生じたとき等ならびに投資信託財産の規模によっては、また、やむを得ない事情が発生した場合には、上記の運用ができない場合があります。

2019年10月末現在、「別に定める投資信託証券」とは、以下の通りとします。

- ・米国籍米ドル建て上場投資信託証券
「バンガード・トータル・ワールド・ストックETF」の受益証券
- ・アイルランド籍円建て投資信託証券
「バンガード・インベストメント・シリーズ・ピーエルシー - バンガード・グローバル・ボンド・インデックス・ファンド - インスティテューショナル円ヘッジシェア」の受益証券

(2)【投資対象】

投資信託証券を主要投資対象とします。

投資の対象とする資産の種類

この信託において投資の対象とする資産の種類は、次に掲げるものとします。

- 1) 次に掲げる特定資産(「特定資産」とは、投資信託及び投資法人に関する法律第2条第1項で定めるものをいいます。以下同じ。)
イ) 有価証券
ロ) 金銭債権
ハ) 約束手形
- 2) 次に掲げる特定資産以外の資産
イ) 為替手形

有価証券の指図範囲

委託者は、信託金を、主として別に定める投資信託証券に投資するほか、次に掲げる有価証券(金融商品取引法第2条第2項の規定により有価証券とみなされる同項各号に掲げる権利を除きます。)に投資することを指図することができます。

- 1) コマーシャル・ペーパーおよび短期社債等
- 2) 外国または外国の者の発行する証券または証書で、1)の証券の性質を有するもの
- 3) 国債証券、地方債証券、特別の法律により法人の発行する債券および社債券(新株引受権証券と社債券が一体となった新株引受権付社債券の新株引受権証券および短期社債等を除きます。)
- 4) 指定金銭信託の受益証券(金融商品取引法第2条第1項第14号で定める受益証券発行信託の受益証券に限ります。)

なお、3)の証券を以下「公社債」といい、公社債にかかる運用の指図は買い現先取引(売戻し条件付の買入れ)および債券貸借取引(現金担保付き債券借入れ)に限り行うことができます。

金融商品の指図範囲

委託者は、信託金を、上記 に掲げる有価証券のほか、次に掲げる金融商品（金融商品取引法第2条第2項の規定により有価証券とみなされる同項各号に掲げる権利を含みます。）により運用することを指図することができます。

- 1）預金
- 2）指定金銭信託（金融商品取引法第2条第1項第14号に規定する受益証券発行信託を除きます。）
- 3）コール・ローン
- 4）手形割引市場において売買される手形

上記 の規定にかかわらず、この信託の設定、解約、償還、投資環境の変動等への対応等、委託者が運用上必要と認めるときには、委託者は、信託金を、上記 に掲げる金融商品により運用することの指図ができます。

投資対象とする投資信託証券（投資対象ファンド）の概要

以下は、2019年10月末現在で委託会社が知り得る情報を基に作成しています。

ファンド名	運用会社名	実質的な 主要投資対象	運用の基本方針	管理報酬等 (年)
バンガード®・ トータル・ワールド・ ストックETF	ザ・バンガード・ グループ・インク	全世界株式	FTSEグローバル・オールキャップ・ インデックスに連動する投資成果を 目指す	0.09%
ファンド名	バンガード・インベストメント・シリーズ・ピーエルシー - バンガード・グローバル・ ボンド・インデックス・ファンド - インスティテューショナル円ヘッジシェア			
形態	アイルランド籍/外国投資法人/円建/UCITS準拠			
運用目的および 主な運用方針	<ul style="list-style-type: none"> ・ブルームバーグ・バークレイズ・グローバル総合浮動調整スケールド・インデックスに連動する投資成果を目指します。 ・主に満期までの期間が1年超のインデックスに含まれる各国の政府債、政府関連債、社債および証券化された債券(指数提供会社の定義に準じる)を投資対象とします。 ・外貨建て資産については、原則、為替ヘッジにより為替リスクの影響を抑制します。 			
主な投資制限	<ul style="list-style-type: none"> ・流動性の確保などを目的に、満期までの期間が1年未満の短期債券へ投資することがあります。 ・ただし、短期債券への投資にあたっては、格付機関ムーディーズ格付Prime1、S&P格付A-1+を下回る短期債券への投資は純資産総額の10%以下とします。また、OECD諸国以外で上場あるいは取引される短期債券への投資は純資産総額の10%以下とします。 ・集団投資スキームへの投資は純資産総額の10%以下とします。 			
分配方針	分配は行いません。			
申込手数料	ありません。			
管理報酬	純資産総額に対して年0.15% その他費用として、投資信託財産に関する租税、組入有価証券の売買時の売買委託手数料等が別に徴収される場合があります。			
信託財産留保額	ありません。			
スイング・ ライジング	ファンドの買付け、売却がポートフォリオに重要な影響を与えると考えられる場合、予想される取引スプレッド、コスト、その他の要因を考慮して、その売買価格が調整され、ファンドの基準価額に反映されることがあります。			
管理会社	バンガード・グループ(アイルランド)リミテッド			
投資顧問会社	バンガード・グローバル・アドバイザーズ・エルエルシー			
管理事務代行会社	ブラウン・ブラザーズ・ハリマン・ファンド・アドミニストレーション・サービス(アイルランド)リミテッド			

※上記の内容は、今後変更になる場合があります。

！ バンガードとは？

世界最大級の運用会社

バンガードの運用資産残高は約610兆円。(約5.7兆米ドル、1米ドル107.53円換算。2019年9月末現在)

ローコストリーダー

バンガードのファンドの平均経費率(平均純資産に対する運用その他の経費率)は、2018年12月末時点で0.10%(加重平均)となっています。

インデックス・ファンドの世界シェア NO.1

バンガードは1976年に、個人投資家向けのインデックス・ファンドを、世界で初めて米国の個人投資家向けに設定しました。現在、バンガードは、世界のインデックス運用商品の約4割のシェアを握り、シェアNO.1となっています。*

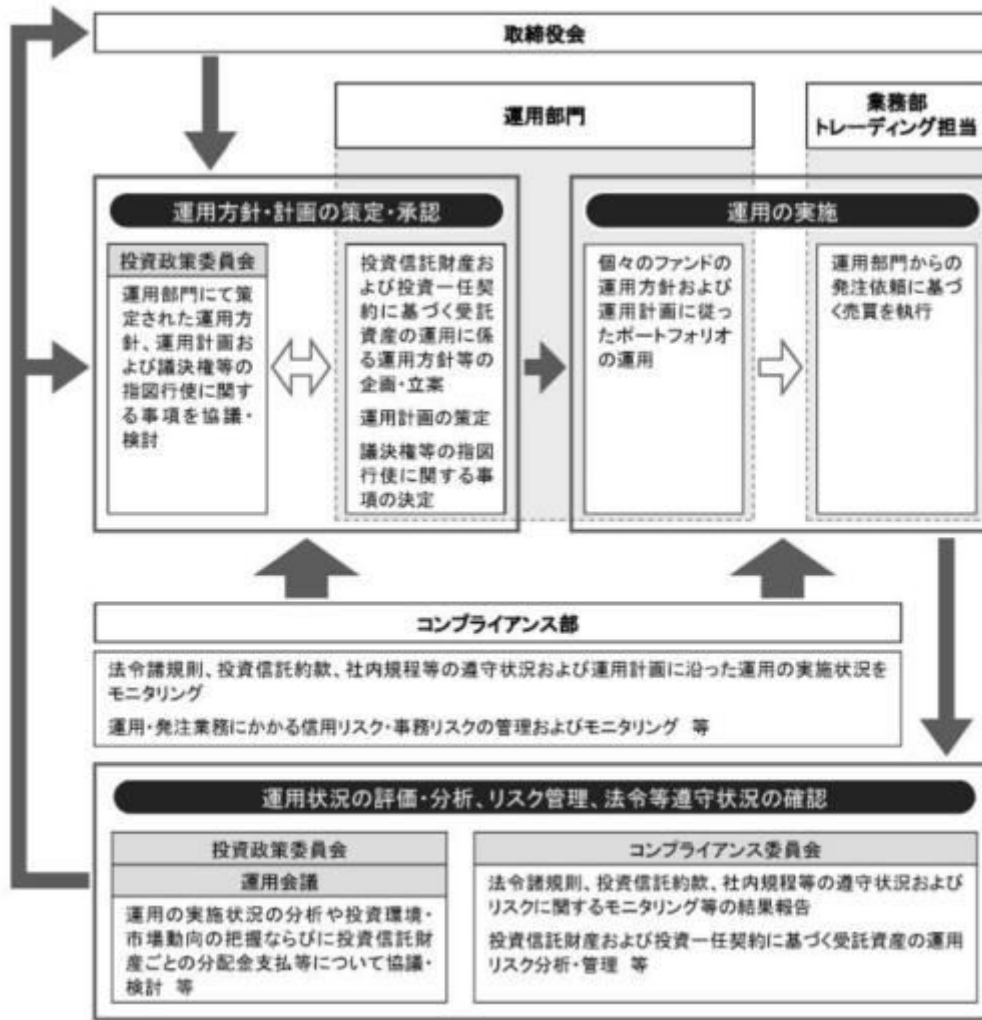
※(出所)モーニングスター、2018年12月末現在



「Vanguard」(日本語での「バンガード」を含む)および「tall ship logo」商標は、The Vanguard Group, Inc.が有し、楽天投信投資顧問株式会社および承認された販売会社にのみ使用許諾されたものです。また、当ファンドは、The Vanguard Group, Inc. およびVanguard Investments Japan, Ltd.より提供、保証または販売されるものではなく、また投資に関する助言を受けていることを表すものでもありません。したがって、The Vanguard Group, Inc.およびVanguard Investments Japan, Ltd.は当ファンドの発行または売買に起因するいかなる損害に対しても、責任を有しません。

(3) 【運用体制】

委託会社における運用体制は、以下の通りです。



- ・「投資政策委員会」は、代表取締役が直轄する会議体として、運用部門が策定する運用計画、議決権等の指図行使に関する事項、ならびに投資信託財産および投資一任契約に基づく受託資産の運用に関する運用方針等その他の重要事項を協議・検討します。
- ・「運用会議」は、決定された運用計画を受けて、投資信託財産、または投資一任契約に基づく受託資産ごとの具体的な運用に関する事項、ならびに投資信託財産ごとの分配金支払等について協議・検討します。（但し、運用会議において協議・検討された事項で重要なものと判断される事項については投資政策委員会に報告します。）
- ・運用部門は「投資政策委員会」で決定された運用計画に従って運用を実行します。
- ・「コンプライアンス委員会」は、コンプライアンスおよびリスク管理に関する社内規程等、それらに関する具体的施策、ならびにそれらに関する重要な事項について協議・検討を行います。また、法令諸規則等の遵守状況および各種リスクに関するモニタリング等の結果報告を受け、それらについて必要な事項を協議・検討します。
- ・コンプライアンス部は、投資信託財産および投資一任契約に基づく受託資産の投資信託約款および運用ガイドライン等、法令諸規則等の遵守状況のモニタリングに関する業務ならびに投資信託財産および投資一任契約に基づく受託資産の運用リスク管理に関する業務等を行います。

当社では、ファンドの適正な運用、受益者との利益相反となる取引の未然防止を目的として「内部者取引管理規程」「利益相反管理規程」等の社内規程を設けております。また、「運用の基本方針」「運用業務規程」「運用管理規程」等を設け、ファンドの運用に関する基本的な事項を定めています。

上記体制は2019年10月末現在のものであり、今後変更となる場合があります。

（４）【分配方針】

収益分配方針

毎決算時に、原則として以下の方針に基づいて分配を行います。

- 1) 分配対象額の範囲は、繰越分を含めた経費控除後の利子・配当等収益および売買益(評価損益を含みます。)等の全額とします。
- 2) 収益分配金額は、委託者が基準価額水準、市況動向等を勘案して決定します。ただし、必ず分配を行うものではありません。
- 3) 留保益の運用については特に制限を設けず、運用の基本方針に基づいた運用を行います。

収益分配金の支払い

<分配金再投資コース(自動けいぞく投資コース)>

原則として、収益分配金は税金を差し引いた後、無手数料で自動的に再投資されます。

<分配金受取りコース(一般コース)>

毎計算期間終了日後1ヵ月以内の委託会社の指定する日(原則として決算日から起算して5営業日まで)から収益分配金を支払います。支払いは販売会社において行なわれます。

将来の分配金の支払いおよびその金額について保証するものではありません。

(5)【投資制限】

約款に定める投資制限

- 1) 投資信託証券への投資割合には制限を設けません。
- 2) 外貨建資産への投資割合には制限を設けません。
- 3) 外国為替予約取引を行うことができます。
- 4) 外国為替予約取引は、為替変動リスクを回避する目的以外には利用しません。
- 5) 株式への直接投資は行いません。
- 6) デリバティブの直接利用は行いません。
- 7) 公社債の借入れ
 - イ) 委託者は、投資信託財産の効率的な運用に資するため、公社債の借入れの指図をすることができます。なお、当該公社債の借入れを行うにあたり、担保の提供が必要と認めるときは、担保の提供の指図を行うものとします。
 - ロ) イ)の借入れの指図は、当該借入れにかかる公社債の時価総額が投資信託財産の純資産総額の範囲内とします。
 - ハ) 投資信託財産の一部解約等の事由により、ロ)の借入れにかかる公社債の時価総額が投資信託財産の純資産総額を超えることとなった場合には、委託者は、速やかにその超える額に相当する借り入れた公社債の一部を返還するための指図をするものとします。
 - ニ) イ)の借入れにかかる品借料は、投資信託財産中から支弁します。
- 8) 特別の場合の外貨建有価証券への投資制限
外貨建有価証券への投資については、わが国の国際収支上の理由等により特に必要と認められる場合には、制約されることがあります。
- 9) 外国為替予約取引の指図
委託者は、為替変動リスクを回避するため、投資信託財産に属する外貨建資産について、外国為替の売買の予約取引の指図をすることができます。
- 10) 信用リスク集中回避のための投資制限
 - イ) 同一銘柄の投資信託証券への投資割合には、制限を設けません。ただし、委託者は、当該投資信託証券が一般社団法人投資信託協会の規則に定めるエクスポージャーがルックスルーできる場合に該当しないときは、投資信託財産に属する当該同一銘柄の投資信託証券の時価総額が、投資信託財産の純資産総額の100分の10を超えることとなる投資の指図をしません。
 - ロ) 一般社団法人投資信託協会規則に定める一の者に対する株式等エクスポージャー、債券等エクスポージャーおよびデリバティブ等エクスポージャーの投資信託財産の純資産総額に対する比率は、原則として、それぞれ100分の10、合計で100分の20を超えないものとし、当該比率を超えることとなった場合には、委託者は、一般社団法人投資信託協会規則に従い当該比率以内となるよう調整を行うこととします。
- 11) 資金の借入れ
 - イ) 委託者は、投資信託財産の効率的な運用ならびに運用の安定性に資するため、一部解約に伴う支払資金の手当て(一部解約に伴う支払資金の手当てのために借入れた資金の返済を含みます。)を目的として、または再投資にかかる収益分配金の支払資金の手当てを目的として、資金借入れ

（コール市場を通じる場合を含みます。）の指図をすることができます。なお、当該借入金をもって有価証券等の運用は行わないものとします。

ロ）一部解約に伴う支払資金の手当てにかかる借入期間は、受益者への解約代金支払開始日から投資信託財産で保有する有価証券等の売却代金の受渡日までの間または受益者への解約代金支払開始日から投資信託財産で保有する有価証券等の解約代金入金日までの間もしくは受益者への解約代金支払開始日から投資信託財産で保有する有価証券等の償還金の入金日までの期間が5営業日以内である場合の当該期間とし、資金借入額は当該有価証券等の売却代金、解約代金および償還金の合計額を限度とします。ただし、資金の借入額は、借入指図を行う日における投資信託財産の純資産総額の100分の10を超えないこととします。

ハ）収益分配金の再投資にかかる借入期間は、投資信託財産から収益分配金が支弁される日からその翌営業日までとし、資金借入額は収益分配金の再投資額を限度とします。

二）借入金の利息は投資信託財産中より支弁します。

法令による投資制限

同一法人の発行する株式（投資信託及び投資法人に関する法律）

同一法人の発行する株式について、委託会社が運用の指図を行なう投資信託全体で、当該株式の議決権の過半数を保有することとなる取引は行ないません。

3【投資リスク】

（1）基準価額の変動要因およびその他の留意点

ファンドが投資信託証券を通じて実質的に投資する有価証券等（外貨建資産には為替変動リスクもあります。）の値動きにより、基準価額は変動します。投資信託は預貯金と異なります。投資信託財産に生じた利益および損失は、すべて受益者に帰属します。投資家の皆様の投資元本は保証されているものではなく、基準価額の下落により損失を被り、投資元本を割り込むことがあります。

投資家の皆様には、ファンドが有するリスクについてご理解のうえ投資判断をしていただくようお願いいたします。

< 主な変動要因 >

価格変動リスク

当ファンドが投資する上場投資信託証券は、上場株式同様、市場で取引が行われ、市場の需給の影響を受けて価格が決定されます。需給環境の変化等により当該上場投資信託証券の価格が下落した場合には、基準価額の下落要因となります。

株価変動リスク

当ファンドが実質的に投資する株式の価格は、政治・経済情勢、発行企業の業績、市場の需給関係等の影響を受け変動します。当該株式の価格が下落した場合には、基準価額の下落要因となります。

金利変動リスク

当ファンドが実質的に投資する債券（公社債等）の価格は、市場金利の水準の動向により変動します。当該債券（公社債等）の価格が変動すれば基準価額の変動要因となります。

為替変動リスク

当ファンドは、実質的に投資する外貨建ての有価証券等について部分的に対円での為替ヘッジを行いますが、完全にはヘッジしないため、外貨レートが対円で下落した場合には、基準価額の下落要因となります。また、為替ヘッジを行うにあたり、円金利がヘッジ対象通貨の金利より低い場合には、通常金利差相当分を含むヘッジコストが発生し、基準価額の下落要因となります。

流動性リスク

当ファンドが実質的に投資する有価証券等の流動性は、需給環境や市場に対する相場見通し、経済・金融情勢等の変化、当該有価証券等が売買される市場の規模や厚み、市場参加者の差異等の影響を受けます。当該有価証券等の流動性が低下した場合、市場実勢から期待できる価格で売買が実行できず、不利な条件での売買を強いられる可能性があり、その場合、基準価額の下落要因となります。

信用リスク

当ファンドが実質的に投資する有価証券の価格は、発行体の倒産、財務状況または信用状況の悪化等の影響を受けます。発行体の経営状態の悪化等により当該有価証券の価格が下落した場合には、基準価額の下落要因となります。

カントリー・リスク

当ファンドは、実質的に海外の金融・証券市場において投資を行うため、当該国・地域の政治、経済および社会情勢の変化により金融・証券市場が混乱した場合には、基準価額が大幅に下落する可能性があります。

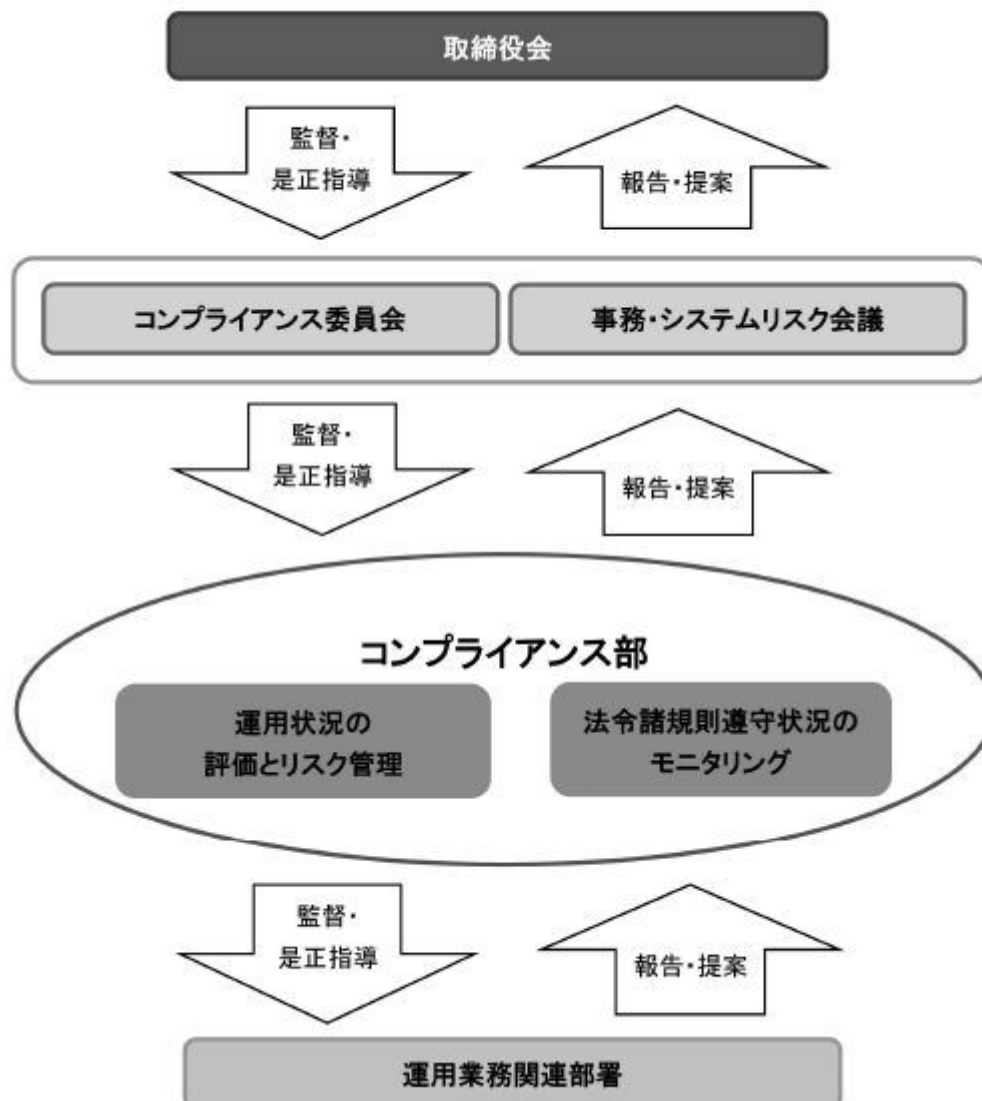
基準価額の変動要因は、上記に限定されるものではありません。

<その他の留意点>

- 1) 当ファンドの取引に関しては、金融商品取引法第37条の6の規定（いわゆるクーリングオフ）の適用はありません。
- 2) 当ファンドに関連する法令・税制・会計等は、今後、変更される可能性があります。これに伴い、当ファンドの基準価額に影響がおよぶ場合があります。
- 3) 市況動向や資金動向等によっては、投資方針に沿った運用ができない可能性があります。

(2) リスク管理体制

委託会社におけるリスク管理体制は以下の通りです。



* 全社的なリスク管理

委託会社では、コンプライアンス部を設置し全社的なリスク管理を行っています。法令諸規則等の遵守状況やリスク管理状況については、コンプライアンス委員会や事務・システムリスク会議を通じて取締役会に報告されます。

また、コンプライアンス部は各種リスク（運用リスク、事務システムリスクなど）に関するモニタリングとその報告やリスクの低減にかかる施策などの構築を行っています。

*運用状況の評価・分析とリスク管理

コンプライアンス部は、投資信託財産についての運用状況の評価・分析と運用プロセスおよびリスク管理状況のモニタリングを行い、その評価と分析の結果をコンプライアンス委員会に報告し、必要に応じて関連部にその対応等を指示し、適切な管理を行います。また、コンプライアンス委員会の内容は、毎月取締役会に報告されます。

上記体制は2019年10月末現在のものであり、今後変更となる場合があります。

参考情報

■ファンドの年間騰落率および分配金再投資基準価額の推移



※ 上記5年間の各月末における直近1年間の騰落率および分配金再投資基準価額の推移を表示したものです。(当ファンドの設定日以降で、算出可能な期間についてのみ表示しています。)

※ 当ファンドの年間騰落率は、分配金再投資基準価額に基づいて計算した騰落率であり、実際の基準価額に基づいて計算した年間騰落率とは異なる場合があります。

※ 分配金再投資基準価額は、税引前の分配金を再投資したものとみなして計算した基準価額であり、実際の基準価額と異なる場合があります。(分配実績がない場合は、分配金再投資基準価額は基準価額と同じです。)

■ファンドと他の代表的な資産クラスとの騰落率の比較



※ 当ファンドと代表的な資産クラスを定量的に比較できるように、上記5年間の各月末における直近1年間の騰落率の平均・最大・最小を、当ファンドおよび他の代表的な資産クラスについて表示したものです。なお、当ファンドの騰落率は、設定日以降で算出可能な期間のみであり、代表的な資産クラスの対象期間と異なります。

当ファンドの対象期間: 2019年7月～2019年10月

代表的な資産クラスの対象期間: 2014年11月～2019年10月

※ 当ファンドの年間騰落率は、分配金再投資基準価額に基づいて計算した騰落率であり、実際の基準価額に基づいて計算した年間騰落率とは異なる場合があります。

※ すべての資産クラスが当ファンドの投資対象とは限りません。

各資産クラスの騰落率は以下の各指数の騰落率です。

日本株・・・S&P日本総合指数(トータル・リターン、円ベース)

先進国株・・・S&P先進国総合指数(除く日本、トータル・リターン、円換算ベース)

新興国株・・・S&P新興国総合指数(トータル・リターン、円換算ベース)

日本国債・・・ブルームバーグ・パークレイズ・グローバル国債:日本インデックス(円ベース)

先進国債・・・ブルームバーグ・パークレイズ・グローバル国債(日本除く)インデックス(円ベース)

新興国債・・・ブルームバーグ・パークレイズ新興市場自国通貨建て高流動性国債インデックス(円ベース)

※ 海外の指数は、為替ヘッジなしによる投資を想定して、円換算しております。

※ 上記各指数に関する知的財産権その他の一切の権利は、その発行者および許諾者に帰属します。

4【手数料等及び税金】

(1)【申込手数料】

販売会社が定めるものとします。申込手数料率につきましては、販売会社にお問い合わせください。

- ・有価証券届出書提出日現在、販売会社における申込手数料はありません。
- ・<分配金再投資コース(自動けいぞく投資コース)>の場合、収益分配金の再投資により取得する口数については、申込手数料はかかりません。

(2)【換金(解約)手数料】

換金手数料

ありません。
信託財産留保額
ありません。

（３）【信託報酬等】

信託報酬

信託報酬の総額は、計算期間を通じて毎日、信託財産の純資産総額に対し年0.132%（税抜0.12%）の率を乗じて得た額とします。

信託報酬の配分

信託報酬の配分（年率）は、以下の通りとします。

信託報酬 = 運用期間中の基準価額 × 信託報酬率	
委託会社	0.055%（税抜0.05%）
販売会社	0.055%（税抜0.05%）
受託会社	0.022%（税抜0.02%）

役務の内容	
委託会社	委託した資金の運用の対価
販売会社	購入後の情報提供、交付運用報告書等各種書類の送付、口座内でのファンドの管理等の対価
受託会社	運用財産の管理、委託会社からの指図の実行の対価

当ファンドの信託報酬のほかに、当ファンドが投資する投資信託証券で、純資産総額に対して以下の管理報酬等が別途かかります。

ファンド名	管理報酬等（年） ^{（注1）}
バンガード・トータル・ワールド・ストックETF	0.09%
バンガード・グローバル・ボンド・インデックス・ファンド	0.15%

上記の管理報酬等の加重平均値である年0.108%程度^{（注1）}を加味した当ファンドの実質的な信託報酬率は年0.24%（税込）程度^{（注2）}です。

（注1）2019年10月末現在。今後、投資内容等によりこの数値は変動します。

（注2）実質的な信託報酬率は、投資対象とする投資信託証券における報酬を加味した実質的な信託報酬の概算値です。この値は目安であり、実際の投資信託証券の組入状況、運用状況等によって変動します。

支払時期

信託報酬（信託報酬に係る消費税等相当額を含みます。）は、日々計上され、毎計算期間の最初の6ヵ月終了日および毎計算期末または信託終了のときに、信託財産から支払います。

（４）【その他の手数料等】

投資信託財産に関する租税、信託事務の処理に要する諸費用、受託会社の立替えた立替金の利息、法定書類の作成・印刷・交付にかかる費用ならびに当該費用にかかる消費税等に相当する金額、およびその他投資信託財産の運営にかかる費用ならびに当該費用にかかる消費税等に相当する金額（「諸経費」といいます。）は、原則として受益者の負担とし、投資信託財産中から支弁します。ただし、委託会社は、投資信託財産の規模等を考慮して、当該諸経費の一部もしくはすべてを負担する場合があります。

投資信託財産にかかる監査報酬は、受益者の負担とし、毎計算期間の最初の6ヵ月終了日および毎計算期末または信託終了時に当該監査報酬にかかる消費税等に相当する金額とともに投資信託財産中から支弁します。

「その他の手数料等」については、運用状況により変動するものであり、事前に料率や上限額を表示することができません。

費用・手数料等の合計額は、保有期間や運用の状況などに応じて異なり、あらかじめ見積もることができないため表示することができません。

（５）【課税上の取扱い】

課税上は、株式投資信託として取り扱われます。公募株式投資信託は税法上、少額投資非課税制度の適用対象です。

確定拠出年金の場合

確定拠出年金法に規定する資産管理機関および国民年金基金連合会等の場合、所得税および地方税はかかりません。

なお、確定拠出年金制度の加入者については、確定拠出年金の積立金の運用にかかる税制が適用されません。

確定拠出年金でない場合

個人受益者の場合

1) 収益分配金に対する課税

収益分配金のうち課税扱いとなる普通分配金については配当所得として、20.315%（所得税15.315%および地方税5%）の税率による源泉徴収（原則として、確定申告は不要です。）が行なわれます。なお、確定申告を行ない、申告分離課税または総合課税（配当控除の適用はありません。）のいずれかを選択することもできます。

2) 解約金および償還金に対する課税

解約時および償還時の差益（譲渡益）^{*}については譲渡所得として、20.315%（所得税15.315%および地方税5%）の税率による申告分離課税の対象となり、確定申告が必要となります。なお、源泉徴収ありの特定口座（源泉徴収選択口座）を選択している場合は、20.315%（所得税15.315%および地方税5%）の税率による源泉徴収（原則として、確定申告は不要です。）が行なわれます。

^{*}解約価額および償還価額から取得費用（申込手数料および当該手数料に係る消費税等相当額を含みます。）を控除した利益

確定申告等により、解約時および償還時の差損（譲渡損失）については、上場株式等の譲渡益、上場株式等の配当等および特定公社債等の利子所得（申告分離課税を選択したものに限り）と損益通算が可能です。また、解約時および償還時の差益（譲渡益）、普通分配金および特定公社債等の利子所得（申告分離課税を選択したものに限り）については、上場株式等の譲渡損失と損益通算が可能です。

少額投資非課税制度「愛称：NISA（ニーサ）」をご利用の場合、毎年、年間120万円の範囲で新たに購入した公募株式投資信託などから生じる配当所得および譲渡所得が5年間非課税となります。ご利用になれるのは、満20歳以上の方で、販売会社で非課税口座を開設するなど、一定の条件に該当する方が対象となります。また、未成年者少額投資非課税制度（ジュニアNISA）をご利用の場合、20歳未満の居住者などを対象に、年間80万円の範囲で新たに購入した公募株式投資信託などから生じる配当所得および譲渡所得が5年間非課税となります。なお、確定拠出年金制度を通じて公募株式投資信託などを購入する場合は、NISAをご利用になれません。詳しくは、販売会社にお問い合わせください。

法人受益者の場合

1) 収益分配金、解約金、償還金に対する課税

収益分配金のうち課税扱いとなる普通分配金ならびに解約時および償還時の個別元本超過額については配当所得として、15.315%（所得税のみ）の税率による源泉徴収が行なわれます。源泉徴収された税金は、所有期間に応じて法人税から控除される場合があります。

2) 益金不算入制度の適用

益金不算入制度は適用されません。

買取請求による換金の際の課税については、販売会社にお問い合わせください。

個別元本

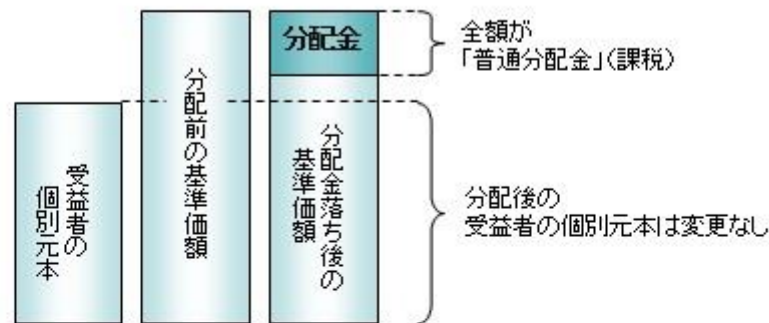
- 1) 各受益者の買付時の基準価額（申込手数料および当該手数料に係る消費税等相当額は含まれません。）が個別元本になります。
- 2) 受益者が同一ファンドを複数回お申込みの場合、1口当たりの個別元本は、申込口数で加重平均した値となります。ただし、個別元本は、複数支店で同一ファンドをお申込みの場合などにより把握方法が異なる場合がありますので、販売会社にお問い合わせください。

普通分配金と元本払戻金(特別分配金)

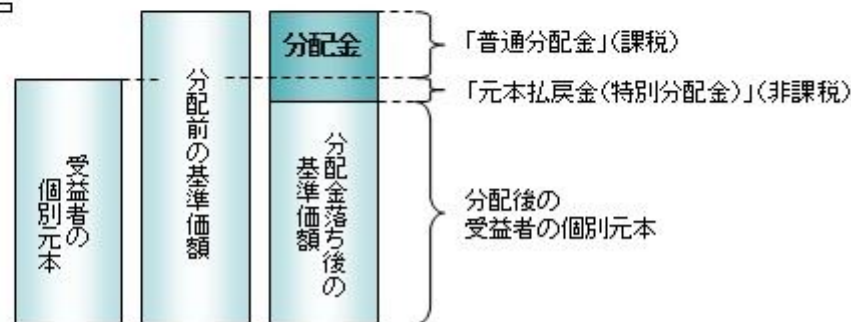
- 1) 収益分配金には課税扱いとなる「普通分配金」と非課税扱いとなる「元本払戻金(特別分配金)」(元本の一部払戻しに相当する部分)の区分があります。
- 2) 受益者が収益分配金を受け取る際
 - イ) 収益分配金落ち後の基準価額が、受益者の1口当たりの個別元本と同額かまたは上回っている場合には、当該収益分配金の全額が普通分配金となります。
 - ロ) 収益分配金落ち後の基準価額が、受益者の1口当たりの個別元本を下回っている場合には、収益分配金の範囲内でその下回っている部分の額が元本払戻金(特別分配金)となり、収益分配金から元本払戻金(特別分配金)を控除した金額が普通分配金となります。
 - ハ) 収益分配金発生時に、その個別元本から元本払戻金(特別分配金)を控除した額が、その後の受益者の個別元本となります。

<分配金に関するイメージ図>

イ) の場合



ロ)、ハ) の場合



外国税額控除の適用となった場合には、分配時の税金が上記と異なる場合があります。

上記は2019年10月末現在のものですので、税法または確定拠出年金法が改正された場合などには、税率などの課税上の取扱いが変更になる場合があります。税金の取扱いの詳細については、税務専門家などにご確認されることをお勧めします。

5【運用状況】

【楽天・インデックス・バランス・ファンド(株式重視型)】

以下の運用状況は2019年10月31日現在です。

・投資比率とはファンドの純資産総額に対する当該資産の時価比率をいいます。

(1)【投資状況】

資産の種類	国/地域	時価合計（円）	投資比率（％）
投資信託受益証券	アメリカ	1,136,217,152	68.33
	アイルランド	486,246,841	29.24
	小計	1,622,463,993	97.57
現金・預金・その他の資産(負債控除後)		40,349,710	2.43
合計(純資産総額)		1,662,813,703	100.00

その他の資産の投資状況

資産の種類	建別	国/地域	時価合計（円）	投資比率（％）
為替予約取引	売建		30,203,100	1.82

(注)為替予約取引は、わが国における対顧客先物相場の仲値で評価しています。

(2)【投資資産】

【投資有価証券の主要銘柄】

イ. 評価額上位銘柄明細

国/地域	種類	銘柄名	数量又は 額面総額	帳簿価額 単価 (円)	帳簿価額 金額 (円)	評価額 単価 (円)	評価額 金額 (円)	投資 比率 (%)
アメリカ	投資信託受益 証券	Vanguard Total World Stock ETF	135,280	8,114.82	1,097,773,714	8,399.00	1,136,217,152	68.33
アイル ランド	投資信託受益 証券	バンガード・グローバル・ボンド・ インデックス・ファンド - インス ティテューショナル円ヘッジシェア	45,768.4	10,418.74	476,849,059	10,624.07	486,246,841	29.24

ロ. 種類別の投資比率

種類	投資比率（％）
投資信託受益証券	97.57
合計	97.57

【投資不動産物件】

該当事項はありません。

【その他投資資産の主要なもの】

資産の種類	通貨	買建/ 売建	数量	帳簿価額 (円)	評価額 (円)	投資比率 (%)
為替予約取引	アメリカ・ドル	売建	277,500.00	30,200,325	30,203,100	1.82

(注)為替予約取引は、わが国における対顧客先物相場の仲値で評価しています。

(3)【運用実績】

【純資産の推移】

期別	純資産総額（百万円）		1口当たり純資産額（円）	
	分配落ち	分配付き	分配落ち	分配付き
第1計算期間末 (2019年 4月15日)	795	795	1.0262	1.0262
2018年10月末日	210		0.9589	
11月末日	347		0.9759	
12月末日	432		0.9112	
2019年 1月末日	609		0.9543	
2月末日	693		0.9912	
3月末日	731		0.9981	
4月末日	796		1.0253	
5月末日	884		0.9809	
6月末日	1,014		1.0073	
7月末日	1,211		1.0240	
8月末日	1,439		0.9952	
9月末日	1,562		1.0165	
10月末日	1,662		1.0455	

【分配の推移】

期	期間	1口当たりの分配金（円）
第1期	2018年 7月20日～2019年 4月15日	0.0000
当中間期	2019年 4月16日～2019年10月15日	

【収益率の推移】

期	期間	収益率（%）
第1期	2018年 7月20日～2019年 4月15日	2.62
当中間期	2019年 4月16日～2019年10月15日	0.45

(注)各計算期間の収益率は、計算期間末の基準価額（分配落ち）に当該計算期間の分配金を加算し、当該計算期間の直前の計算期間末の基準価額（分配落ち。以下「前期末基準価額」といいます。）を控除した額を前期末基準価額で除して得た数に100を乗じた数です。

(4) 【設定及び解約の実績】

期	期間	設定口数（口）	解約口数（口）
第1期	2018年 7月20日～2019年 4月15日	882,417,422	106,831,909
当中間期	2019年 4月16日～2019年10月15日	932,605,655	204,010,205

(注)第1計算期間の設定口数には、当初設定口数を含みます。

参考情報

運用実績

2019年10月31日現在

※過去の実績を示したものであり、将来の成果を示唆・保証するものではありません。

基準価額・純資産の推移



基準価額	10,455円
純資産総額	1,662百万円

※「分配金再投資基準価額」は、税引前分配金を分配時にファンドへ再投資したものとみなして計算しています。

※基準価額の計算において信託報酬は控除しています。

分配の推移 (10,000口当たり、税引前)

決算期	第1期 2019年4月	設定来累計
分配金	0円	0円

※分配金は、収益分配方針に基づいて委託会社が決定します。分配金が支払われない場合もあります。

主要な資産の状況

銘柄名	種類	国/地域	通貨	投資比率
バンガード®・トータル・ワールド・ストックETF	投資信託証券	アメリカ	米ドル	68.3%
バンガード・インベストメント・シリーズ・ピーエルシー・バンガード・グローバル・ボンド・インデックス・ファンド・インスティテューショナル円ヘッジシェア	投資信託証券	アイルランド	円	29.2%
短期金融資産、その他				2.4%
合計				100.0%

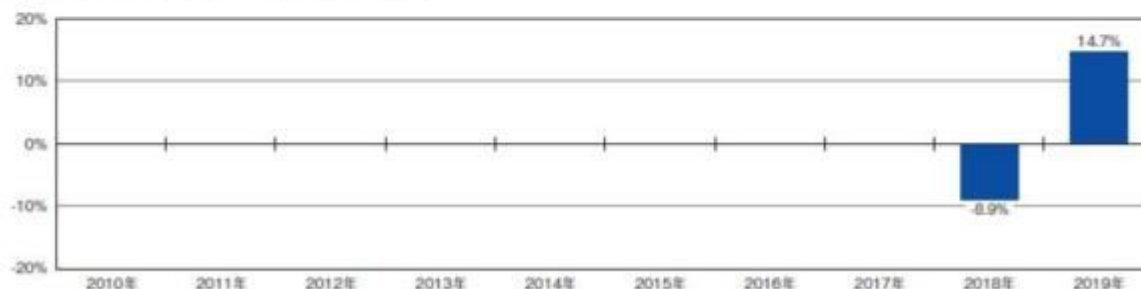
※投資比率は、純資産総額に対する各資産の評価額(円ベース)の比率です。

※投資比率は、小数点第2位を四捨五入しています。

※国/地域は、各投資信託証券の発行地です。

年間収益率の推移 (暦年ベース)

当ファンドには、ベンチマークはありません。



※ファンドの「年間収益率」は、「税引前分配金再投資基準価額」の騰落率です。

※2018年は設定日(2018年7月20日)から年末まで、2019年は10月末までの騰落率を表しています。

最新の運用状況は、委託会社のホームページにてご確認いただけます。

第2【管理及び運営】

1【申込（販売）手続等】

（1）申込方法

販売会社所定の方法でお申し込みください。

（2）コースの選択

収益分配金の受取方法によって、＜分配金再投資コース（自動けいぞく投資コース）＞と＜分配金受取りコース（一般コース）＞の2通りがあります。ただし、販売会社によって取扱コースは異なります。

＜分配金再投資コース（自動けいぞく投資コース）＞

収益分配金を自動的に再投資するコースです。

＜分配金受取りコース（一般コース）＞

収益分配金を再投資せず、その都度受け取るコースです。

販売会社によっては、取扱コースの名称が異なる場合があります。

（3）申込みの受付

販売会社の営業日に受け付けます。

（4）取扱時間

原則として、午後3時までに、販売会社所定の事務手続きが完了したものを当日の受付分とします。なお、上記時刻を過ぎた場合は、翌営業日の取扱いとなります。

（5）取得申込不可日

販売会社の営業日であっても、取得申込日が下記のいずれかに該当する場合は、取得の申込みの受付は行ないません。詳しくは、販売会社にお問い合わせください。

- ・ニューヨーク証券取引所の休業日
- ・ロンドン証券取引所の休業日
- ・ニューヨークの銀行の休業日
- ・一部解約金の支払い等に支障を来すおそれがあるとして委託会社が定める日

（6）申込金額

取得申込受付日の翌営業日の基準価額に取得申込口数を乗じて得た額に、申込手数料と当該手数料に係る消費税等相当額を加算した額です。

＜分配金再投資コース（自動けいぞく投資コース）＞において収益分配金を再投資する場合は、各計算期間終了日の基準価額とします。

（7）申込単位

販売会社が定める単位とします。

詳しくは、販売会社にお問い合わせください。

（8）申込代金の支払い

取得申込者は、申込金額を販売会社が指定する日までに販売会社へお支払いください。

（9）受付の中止および取消

委託会社は、金融商品取引所における取引の停止、外国為替取引の停止、決済機能の停止、その他やむを得ない事情があるときは、取得の申込みの受付を中止すること、および既に受け付けた取得の申込みの受付を取り消すことができます。

金融商品取引法第2条第16項に規定する金融商品取引所および金融商品取引法第2条第8項第3号ロに規定する外国金融商品市場をいいます。

2【換金（解約）手続等】

＜解約請求による換金＞

（1）解約の受付

販売会社の営業日に受け付けます。

（2）取扱時間

原則として、午後3時までに、販売会社所定の事務手続きが完了したものを当日の受付分とします。なお、上記時刻を過ぎた場合は、翌営業日の取扱いとなります。

（3）解約請求不可日

販売会社の営業日であっても、解約請求日が下記のいずれかに該当する場合は、解約請求の受付は行ないません。詳しくは、販売会社にお問い合わせください。

- ・ニューヨーク証券取引所の休業日
- ・ロンドン証券取引所の休業日
- ・ニューヨークの銀行の休業日
- ・一部解約金の支払い等に支障を来すおそれがあるとして委託会社が定める日

(4) 解約制限

投資信託財産の資金管理を円滑に行うため、大口の換金申込には制限を設ける場合があります。

(5) 解約価額

解約請求受付日の翌営業日の基準価額とします。

- ・基準価額につきましては、販売会社または委託会社の照会先にお問い合わせください。

< 委託会社の照会先 >

楽天投信投資顧問株式会社

お客様窓口：電話番号03-6432-7746

受付時間：営業日の午前9時から午後5時まで

ホームページアドレス：<http://www.rakuten-toushin.co.jp/>

(6) 手取額

1口当たりの手取額は、解約価額から解約に係る所定の税金を差し引いた金額となります。税法が改正された場合などには、税率などの課税上の取扱いが変更になる場合があります。詳しくは、「課税上の取扱い」をご覧ください。

(7) 解約単位

販売会社が定める単位とします。
詳しくは、販売会社にお問い合わせください。

(8) 解約代金の支払い

原則として、解約請求受付日から起算して5営業日目からお支払いします。

(9) 受付の中止および取消

- ・委託会社は、金融商品取引所における取引の停止、外国為替取引の停止、決済機能の停止、その他やむを得ない事情があるときは、解約請求の受付を中止すること、および既に受け付けた解約請求の受付を取り消すことができます。
- ・解約請求の受付が中止された場合には、受益者は当該受付中止以前に行なった当日の解約請求を撤回できます。ただし、受益者がその解約請求を撤回しない場合には、当該受付中止を解除した後の最初の基準価額の計算日(この計算日が解約請求を受け付けない日であるときは、この計算日以降の最初の解約請求を受け付けることができる日とします。)に解約請求を受け付けたものとして取り扱います。

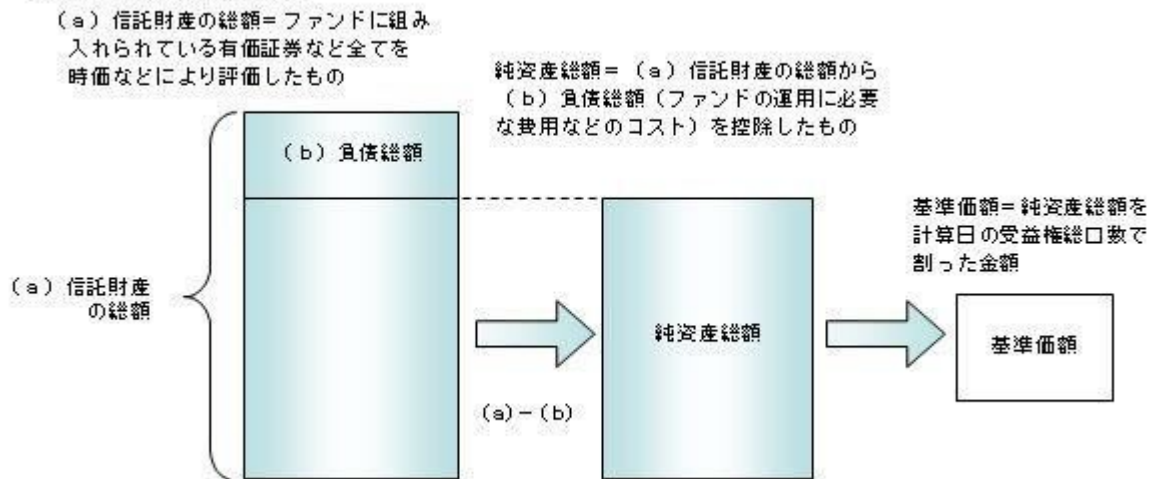
3【資産管理等の概要】

(1)【資産の評価】

基準価額の算出

- ・基準価額は委託会社の営業日において日々算出されます。
- ・基準価額とは、信託財産に属する資産(受入担保金代用有価証券および借入公社債を除きます。)を評価して得た信託財産の総額から負債総額を控除した金額(純資産総額)を、計算日における受益権総口数で除した金額をいいます。なお、ファンドは1万口当たりに換算した価額で表示することがあります。

<基準価額算出の流れ>



有価証券などの評価基準

・信託財産に属する資産については、法令および一般社団法人投資信託協会規則に従って時価評価します。

<主な資産の評価方法>

投資信託証券

原則として、基準価額計算日に知りうる直近の日の基準価額で評価します。

・外貨建資産（外国通貨表示の有価証券、預金その他の資産をいいます。）の円換算については、原則としてわが国における計算日の対顧客相場の仲値によって計算します。

基準価額の照会方法

販売会社または委託会社の照会先にお問い合わせください。

<委託会社の照会先>

楽天投信投資顧問株式会社

お客様窓口：電話番号03-6432-7746

受付時間：営業日の午前9時から午後5時まで

ホームページアドレス：<http://www.rakuten-toushin.co.jp/>

(2) 【保管】

該当事項はありません。

(3) 【信託期間】

無期限とします（2018年7月20日設定）。ただし、約款の規定に基づき、信託契約を解約し、信託を終了させることがあります。

(4) 【計算期間】

毎年4月16日から翌年4月15日までとします。ただし、各計算期間の末日が休業日のときはその翌営業日を計算期間の末日とし、その翌日より次の計算期間が開始されます。

(5) 【その他】

信託の終了（繰上償還）

1) 委託会社は、次のいずれかの場合には、受託会社と合意の上、信託契約を解約し繰上償還させることができます。

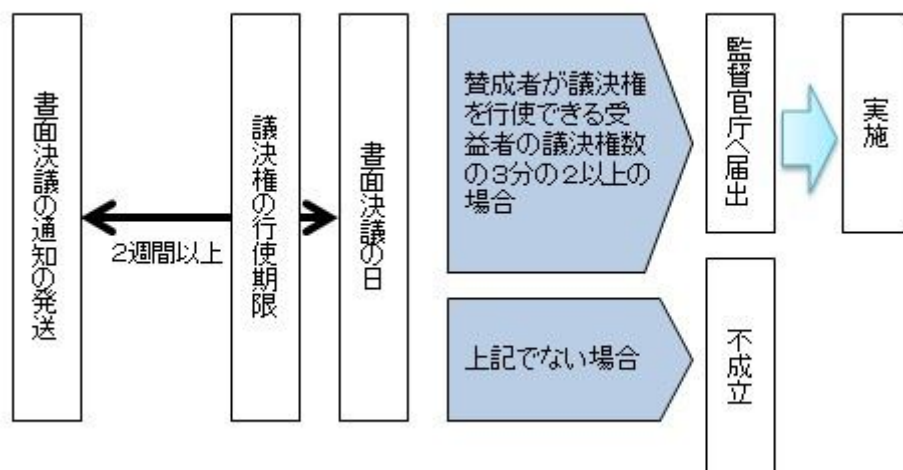
イ) 受益者の解約により受益権の口数が10億口を下回るようになった場合

ロ) 繰上償還することが受益者のために有利であると認めるとき

ハ) 投資対象とする投資信託証券が連動を目指す指数が改廃されたとき

- ニ) 投資対象とする上場投資信託証券が上場廃止となるとき
ホ) 投資対象とする投資信託証券が存続しないこととなるとき
ヘ) やむを得ない事情が発生したとき
- 2) この場合、委託会社は書面による決議（以下「書面決議」といいます。）を行ないます。（後述の「書面決議」をご覧ください。）
- 3) 委託会社は、次のいずれかの場合には、後述の「書面決議」の規定は適用せず、信託契約を解約し繰上償還させます。
- イ) 信託財産の状態に照らし、真にやむを得ない事情が生じている場合で、書面決議が困難な場合
ロ) 監督官庁よりこの信託契約の解約の命令を受けたとき
ハ) 委託会社が監督官庁より登録の取消を受けたとき、解散したときまたは業務を廃止したとき（監督官庁がこの信託契約に関する委託会社の業務を他の委託会社に引き継ぐことを命じたときは、書面決議で可決された場合、存続します。）
- ニ) 受託会社が委託会社の承諾を受けてその任務を辞任した場合またはその任務に違反するなどして解任された場合に、委託会社が新受託会社を選任できないとき
- 4) 繰上償還を行なう際には、委託会社は、その旨をあらかじめ監督官庁に届け出ます。
- 償還金について
- ・ 償還金は、信託終了日後1ヵ月以内の委託会社の指定する日（原則として償還日（償還日が休業日の場合は翌営業日）から起算して5営業日まで）から受益者に支払います。
 - ・ 償還金の支払いは、販売会社において行なわれます。
- 信託約款の変更など
- 1) 委託会社は、受益者の利益のため必要と認めるときまたはやむを得ない事情が発生したときは、受託会社と合意の上、この信託約款を変更すること、または当ファンドと他のファンドとの併合（以下「併合」といいます。）を行なうことができます。信託約款の変更または併合を行なう際には、委託会社は、その旨および内容をあらかじめ監督官庁に届け出ます。
- 2) この変更事項のうち、その内容が重大なものまたは併合（受益者の利益に及ぼす影響が軽微なものを除きます。）については、書面決議を行ないます。（後述の「書面決議」をご覧ください。）
- 3) 委託会社は、監督官庁の命令に基づいてこの信託約款を変更しようとするときは、後述の「書面決議」の規定を適用します。
- 書面決議
- 1) 繰上償還、信託約款の重大な変更または併合に対して、委託会社は書面決議を行ないます。この場合において、あらかじめ、書面決議の日ならびにその内容および理由などの事項を定め、決議の日の2週間前までに知れている受益者に対し書面をもってこれらの事項を記載した書面決議の通知を発送します。
- 2) 受益者は受益権の口数に応じて、議決権を有し、これを行使することができます。なお、知れている受益者が議決権を行使しないときは、書面決議について賛成するものとみなします。
- 3) 書面決議は、議決権を行使することができる受益者の議決権の3分の2以上にあたる多数をもって行ないます。
- 4) 繰上償還、信託約款の重大な変更または併合に関する委託会社の提案に対して、すべての受益者が書面または電磁的記録により同意の意思表示をしたときは、書面決議を行ないません。
- 5) 当ファンドにおいて併合の書面決議が可決された場合であっても、併合にかかる他のファンドにおいて併合の書面決議が否決された場合は、当該他のファンドとの併合を行なうことはできません。
- 6) 当ファンドは、受益者からの換金請求に対して、投資信託契約の一部を解約することにより応じることができるため、受益者の保護に欠けるおそれがないものとして、書面決議において反対した受益者からの買取請求は受け付けません。

＜書面決議の主な流れ＞



公告

公告は電子公告により行ない、委託会社のホームページに掲載します。

ホームページアドレス <http://www.rakuten-toushin.co.jp/>

なお、やむを得ない事由によって公告を電子公告によって行なうことができない場合には、公告は日本経済新聞に掲載します。

運用報告書の作成

- ・委託会社は、毎期決算後および償還後に期中の運用経過、組入有価証券の内容および有価証券の売買状況などを記載した運用報告書を作成します。
- ・交付運用報告書は、原則として知れている受益者に対して交付されます。
- ・運用報告書（全体版）は、委託会社のホームページに掲載されます。ただし、受益者から運用報告書（全体版）の交付請求があった場合には、交付します。

ホームページアドレス <http://www.rakuten-toushin.co.jp/>

関係法人との契約について

販売会社との募集の取扱いなどに関する契約の有効期間は契約日より1年間とします。ただし、期間満了の3ヵ月前までに、販売会社、委託会社いずれからも別段の意思表示がないときは、自動的に1年間延長されるものとし、以後も同様とします。

他の受益者の氏名などの開示の請求の制限

受益者は、委託会社または受託会社に対し、次に掲げる事項の開示の請求を行なうことはできません。

1. 他の受益者の氏名または名称および住所
2. 他の受益者が有する受益権の内容

4【受益者の権利等】

受益者の有する主な権利は次の通りです。

(1) 収益分配金・償還金受領権

- ・受益者は、ファンドの収益分配金・償還金を、自己に帰属する受益権の口数に応じて受領する権利を有します。
- ・ただし、受益者が収益分配金については支払開始日から5年間、償還金については支払開始日から10年間請求を行わない場合はその権利を失い、その金銭は委託会社に帰属します。

(2) 解約請求権

受益者は、自己に帰属する受益権につき販売会社を通じて、委託会社に解約の請求をすることができます。

(3) 帳簿閲覧権

受益者は、委託会社に対し、その営業時間内にファンドの信託財産に関する帳簿書類の閲覧を請求することができます。

第3【ファンドの経理状況】

(1)当ファンドの財務諸表は、「財務諸表等の用語、様式及び作成方法に関する規則(昭和38年大蔵省令第59号)」並びに同規則第2条の2の規定により、「投資信託財産の計算に関する規則(平成12年総理府令第133号)」に基づいて作成しております。

なお、財務諸表に記載している金額は、円単位で表示しております。

(2)当ファンドは、金融商品取引法第193条の2第1項の規定に基づき、当計算期間(2018年7月20日から2019年4月15日まで)の財務諸表について、EY新日本有限責任監査法人により監査を受けております。

1【財務諸表】

【楽天・インデックス・バランス・ファンド（株式重視型）】

（１）【貸借対照表】

（単位：円）

	当期 2019年 4月15日現在
資産の部	
流動資産	
預金	1,685,527
コール・ローン	1,938,139
投資信託受益証券	796,044,057
流動資産合計	799,667,723
資産合計	799,667,723
負債の部	
流動負債	
未払金	2,874,101
未払解約金	496,907
未払受託者報酬	35,031
未払委託者報酬	175,104
その他未払費用	212,593
流動負債合計	3,793,736
負債合計	3,793,736
純資産の部	
元本等	
元本	775,585,513
剰余金	
期末剰余金又は期末欠損金（ ）	20,288,474
（分配準備積立金）	43,599,311
元本等合計	795,873,987
純資産合計	795,873,987
負債純資産合計	799,667,723

（２）【損益及び剰余金計算書】

（単位：円）

	当期 自 2018年 7月20日 至 2019年 4月15日
営業収益	
受取配当金	4,165,810
受取利息	3,192
有価証券売買等損益	38,159,689
為替差損益	2,992,767
営業収益合計	45,321,458
営業費用	
支払利息	2,861
受託者報酬	60,086
委託者報酬	300,296
その他費用	354,559
営業費用合計	717,802
営業利益又は営業損失（ ）	44,603,656
経常利益又は経常損失（ ）	44,603,656
当期純利益又は当期純損失（ ）	44,603,656
一部解約に伴う当期純利益金額の分配額又は一部解約に伴う当期純損失金額の分配額（ ）	1,004,345
期首剰余金又は期首欠損金（ ）	-
剰余金増加額又は欠損金減少額	2,355,447
当期一部解約に伴う剰余金増加額又は欠損金減少額	2,355,447
剰余金減少額又は欠損金増加額	25,666,284
当期追加信託に伴う剰余金減少額又は欠損金増加額	25,666,284
分配金	-
期末剰余金又は期末欠損金（ ）	20,288,474

（３）【注記表】

（重要な会計方針に係る事項に関する注記）

1.	有価証券の評価基準及び評価方法	投資信託受益証券 移動平均法に基づき、時価で評価しております。時価評価にあたっては、投資信託受益証券の市場価格又は基準価額に基づいて評価しております。
2.	デリバティブ等の評価基準及び評価方法	為替予約取引 個別法に基づき、原則として時価で評価しております。 時価評価にあたっては、原則として本報告書における開示対象ファンドの計算期間末日の対顧客先物相場において為替予約の受渡日の仲値が発表されている場合には当該仲値、受渡日の仲値が発表されていない場合には発表されている受渡日に最も近い前後二つの日の仲値をもとに計算しております。
3.	外貨建資産・負債の本邦通貨への換算基準	信託財産に属する外貨建資産・負債の円換算は、原則として、わが国における計算期間末日の対顧客直物電信売買相場の仲値によって計算しております。
4.	収益及び費用の計上基準	受取配当金 投資信託受益証券の収益分配金を、原則として収益分配金落ちの売買が行われる日において、当該金額を計上しております。 有価証券売買等損益及び為替差損益の計上基準 約定日基準で計上しております。
5.	その他財務諸表作成のための基本となる重要な事項	外貨建取引等の処理基準 外貨建取引については、「投資信託財産の計算に関する規則」（平成12年総理府令第133号）第60条に基づき、取引発生時の外国通貨の額をもって記録する方法を採用しております。但し、同第61条に基づき、外国通貨の売却時において、当該外国通貨に加えて、外貨建資産等の外貨基金勘定及び外貨建各損益勘定の前日の外貨建純資産額に対する当該売却外国通貨の割合相当額を当該外国通貨の売却時の外国為替相場等で円換算し、前日の外貨基金勘定に対する円換算した外貨基金勘定の割合相当の邦貨建資産等の外国投資勘定と、円換算した外貨基金勘定を相殺した差額を為替差損益とする計理処理を採用しております。

（貸借対照表に関する注記）

項目	当期 平成31年4月15日現在
1. 計算期間末日における受益権の総数	775,585,513口
2. 計算期間末日における1口当たり純資産額 (1万口当たり純資産額)	1.0262円 (10,262円)

（損益及び剰余金計算書に関する注記）

項目	当期 自 平成30年 7月20日 至 平成31年 4月15日

分配金の計算過程	計算期間末における解約に伴う当期純利益金額分配後の配当等収益から費用を控除した額（3,897,904円）、解約に伴う当期純利益金額分配後の有価証券売買等損益から費用を控除し、繰越欠損金を補填した額（39,701,407円）、投資信託約款に規定される収益調整金（3,152,436円）及び分配準備積立金(0円)より分配対象額は46,751,747円（1万口当たり602.79円）であります。分配は行っておりません。
----------	--

(金融商品に関する注記)

金融商品の状況に関する事項

1.	金融商品に対する取組方針	当ファンドは投資信託及び投資法人に関する法律第2条第4項に定める証券投資信託として、信託約款に規定する「運用の基本方針」に基づき金融商品を保有しております。
2.	金融商品の内容及び当該金融商品に係るリスク	当ファンドは、売買目的有価証券のほか、コール・ローン等の金銭債権及び金銭債務を保有しております。当該金融商品は価格変動リスク、株価変動リスク、金利変動リスク、為替変動リスクなどの市場リスク、信用リスク、流動性リスク等に晒されております。デリバティブ取引は、為替予約取引であり、信託約款及びデリバティブ取引に関する社内規定の範囲内で行います。これらの取引には為替変動リスクなどがあります。
3.	金融商品に係るリスク管理体制	複数の部署と会議体が連携する組織的な体制によりリスク管理を行っております。信託財産全体としてのリスク管理を金融商品、リスクの種類ごとに行っております。
4.	金融商品の時価等に関する事項についての補足説明	金融商品の時価には、市場価格に基づく価額のほか、市場価格がない場合には合理的に算定された価額が含まれております。当該価額の算定においては一定の前提条件等を採用しているため、異なる前提条件等による場合、当該価額が異なることもあります。また、デリバティブ取引に関する契約額等については、その金額自体がデリバティブ取引に係る市場リスクを示すものではありません。

金融商品の時価等に関する事項

項目	当期 平成31年4月15日現在
1. 貸借対照表計上額と時価との差額	貸借対照表計上額は原則として時価で計上されているため、差額はありません。
2. 時価の算定方法	(1)有価証券 重要な会計方針に係る事項に関する注記に記載しております。 (2)デリバティブ取引 デリバティブ取引に関する注記に記載しております。 (3)上記以外の金銭債権及び金銭債務 短期間で決済されるため、時価は帳簿価額にほぼ等しいことから、当該帳簿価額を時価としております。

(有価証券に関する注記)

売買目的有価証券

種類	当期 平成31年4月15日現在	
	当計算期間の 損益に含まれた評価差額（円）	
投資信託受益証券		37,661,037
合計		37,661,037

(デリバティブ取引に関する注記)

当期 平成31年4月15日現在
該当事項はありません。

（関連当事者との取引に関する注記）

当期 自 平成30年 7月20日 至 平成31年 4月15日
市場価格その他当該取引に係る価格を勘案して、一般の取引条件と異なる関連当事者との取引は行われていないため、該当事項はありません。

（その他の注記）

項 目	当期 自 平成30年 7月20日 至 平成31年 4月15日
元本の推移	
期首元本額	10,000,000円
期中追加設定元本額	872,417,422円
期中一部解約元本額	106,831,909円

（４）【附属明細表】

第１ 有価証券明細表

（１）株式

該当事項はありません。

（２）株式以外の有価証券

種 類	通貨	銘 柄	券面総額	評価額
投資信託受益証券	日本円	バンガード・インベストメント・シリーズ・ピーエルシー - バンガード・グローバル・ボンド・インデックス・ファンド - インスティテューショナル円ヘッジシェア	23,131.34	236,840,876
		日本円 小計	23,131.34	236,840,876 (236,840,876)
	アメリカ・ドル	バンガード(R)・トータル・ワールド・ストックETF	66,380	4,992,439.8
	アメリカ・ドル 小計		66,380	4,992,439.8 (559,203,181)
投資信託受益証券 合計				796,044,057 [559,203,181]
合計				796,044,057 [559,203,181]

投資信託受益証券における券面総額欄の数値は、証券数を表示しております。

（注）

- 各種通貨毎の小計の欄における（ ）内の金額は、邦貨換算額であります。
- 合計欄における[]内の金額は、外貨建有価証券の邦貨換算額の合計額であり、内数で表示しております。
- 外貨建有価証券の内訳

通貨	銘柄数	組入投資信託受益証券 時価比率	合計金額に 対する比率
アメリカ・ドル	投資信託受益証券 1銘柄	100%	100%

第2 信用取引契約残高明細表

該当事項はありません。

第3 デリバティブ取引及び為替予約取引の契約額等及び時価の状況表

該当事項はありません。

（参考情報）

「楽天・インデックス・バランス・ファンド（株式重視型）」は、「バンガード・インベストメント・シリーズ・ピーエルシー - バンガード・グローバル・ボンド・インデックス・ファンド - インスティテューショナル円ヘッジシェア」および「バンガード（R）・トータル・ワールド・ストックETF」投資信託受益証券を主要投資対象としており、貸借対照表の資産の部に計上された「投資信託受益証券」は、すべて同ファンドの投資信託受益証券です。

「バンガード・インベストメント・シリーズ・ピーエルシー - バンガード・グローバル・ボンド・インデックス・ファンド - インスティテューショナル円ヘッジシェア」の状況は次の通りです。

「バンガード・インベストメント・シリーズ・ピーエルシー - バンガード・グローバル・ボンド・インデックス・ファンド - インスティテューショナル円ヘッジシェア」については当ファンド（楽天・インデックス・バランス・ファンド（株式重視型））の当作成期末において、監査未了のため、記載すべき情報はございません。

なお、（参考情報）に記載した情報は監査の対象外です。

【中間財務諸表】

(1)当ファンドの中間財務諸表は、「中間財務諸表等の用語、様式及び作成方法に関する規則(昭和52年大蔵省令第38号)」並びに同規則第38条の3及び第57条の2の規定により、「投資信託財産の計算に関する規則(平成12年総理府令第133号)」に基づいて作成しております。

なお、中間財務諸表に記載している金額は、円単位で表示しております。

(2)当ファンドは、金融商品取引法第193条の2第1項の規定に基づき、第2期中間計算期間(2019年4月16日から2019年10月15日まで)の中間財務諸表については、EY新日本有限責任監査法人より中間監査を受けております。

【楽天・インデックス・バランス・ファンド（株式重視型）】

（１）【中間貸借対照表】

（単位：円）

	第1期計算期間末 2019年 4月15日現在	第2期中間計算期間末 2019年10月15日現在
資産の部		
流動資産		
預金	1,685,527	3,224,502
コール・ローン	1,938,139	3,205,539
投資信託受益証券	796,044,057	1,534,950,516
流動資産合計	799,667,723	1,541,380,557
資産合計	799,667,723	1,541,380,557
負債の部		
流動負債		
未払金	2,874,101	3,213,569
未払解約金	496,907	286,411
未払受託者報酬	35,031	124,336
未払委託者報酬	175,104	621,593
未払利息	-	9
その他未払費用	212,593	390,647
流動負債合計	3,793,736	4,636,565
負債合計	3,793,736	4,636,565
純資産の部		
元本等		
元本	775,585,513	1,504,180,963
剰余金		
中間剰余金又は中間欠損金（ ）	20,288,474	32,563,029
（分配準備積立金）	43,599,311	36,837,748
元本等合計	795,873,987	1,536,743,992
純資産合計	795,873,987	1,536,743,992
負債純資産合計	799,667,723	1,541,380,557

（ 2 ） 【 中間損益及び剰余金計算書 】

（ 単位：円 ）

	第1期中間計算期間 自 2018年 7月20日 至 2019年 1月19日	第2期中間計算期間 自 2019年 4月16日 至 2019年10月15日
営業収益		
受取配当金	2,348,839	10,190,010
受取利息	728	1,875
有価証券売買等損益	8,125,517	17,307,662
為替差損益	8,237,914	14,384,486
営業収益合計	14,013,864	13,115,061
営業費用		
支払利息	2,069	3,440
受託者報酬	25,055	124,336
委託者報酬	125,192	621,593
その他費用	141,921	458,331
営業費用合計	294,237	1,207,700
営業利益又は営業損失（ ）	14,308,101	11,907,361
経常利益又は経常損失（ ）	14,308,101	11,907,361
中間純利益又は中間純損失（ ）	14,308,101	11,907,361
一部解約に伴う中間純利益金額の分配額又は一部解約に伴う中間純損失金額の分配額（ ）	695,497	170,584
期首剰余金又は期首欠損金（ ）	-	20,288,474
剰余金増加額又は欠損金減少額	447,048	3,661,014
中間一部解約に伴う剰余金増加額又は欠損金減少額	447,048	-
中間追加信託に伴う剰余金増加額又は欠損金減少額	-	3,661,014
剰余金減少額又は欠損金増加額	18,524,012	3,464,404
中間一部解約に伴う剰余金減少額又は欠損金増加額	-	3,464,404
中間追加信託に伴う剰余金減少額又は欠損金増加額	18,524,012	-
分配金	-	-
中間剰余金又は中間欠損金（ ）	31,689,568	32,563,029

(3) 【中間注記表】

(重要な会計方針に係る事項に関する注記)

1. 有価証券の評価基準及び評価方法	<p>投資信託受益証券</p> <p>移動平均法に基づき、時価で評価しております。</p> <p>時価評価にあたっては、投資信託受益証券の市場価格又は基準価額に基づいて評価しております。</p>
2. デリバティブ等の評価基準及び評価方法	<p>為替予約取引</p> <p>個別法に基づき、原則として時価で評価しております。</p> <p>時価評価にあたっては、原則として本報告書における開示対象ファンドの中間計算期間末日の対顧客先物相場において為替予約の受渡日の仲値が発表されている場合には当該仲値、受渡日の仲値が発表されていない場合には発表されている受渡日に最も近い前後二つの日の仲値をもとに計算しております。</p>
3. 外貨建資産・負債の本邦通貨への換算基準	<p>信託財産に属する外貨建資産・負債の円換算は、原則として、わが国における中間計算期間末日の対顧客直物電信売買相場の仲値によって計算しております。</p>
4. 収益及び費用の計上基準	<p>受取配当金</p> <p>投資信託受益証券の収益分配金を、原則として収益分配金落ちの売買が行われる日において、当該金額を計上しております。</p> <p>有価証券売買等損益の計上基準</p> <p>約定日基準で計上しております。</p> <p>為替差損益の計上基準</p> <p>約定日基準で計上しております。</p>
5. その他財務諸表作成のための基本となる重要な事項	<p>外貨建取引等の処理基準</p> <p>外貨建取引については、「投資信託財産の計算に関する規則」（平成12年総理府令第133号）第60条に基づき、取引発生時の外国通貨の額をもって記録する方法を採用しております。但し、同第61条に基づき、外国通貨の売却時において、当該外国通貨に加えて、外貨建資産等の外貨基金勘定及び外貨建各損益勘定の前日の外貨建純資産額に対する当該売却外国通貨の割合相当額を当該外国通貨の売却時の外国為替相場等で円換算し、前日の外貨基金勘定に対する円換算した外貨基金勘定の割合相当の邦貨建資産等の外国投資勘定と、円換算した外貨基金勘定を相殺した差額を為替差損益とする計理処理を採用しております。</p> <p>金融商品の時価に関する補足情報</p> <p>金融商品の時価には、市場価格に基づく価額のほか、市場価格がない場合には合理的に算定された価額が含まれております。当該価額の算定においては一定の前提条件等を採用しているため、異なる前提条件等によった場合、当該価額が異なることもあります。</p> <p>剰余金又は欠損金</p>

	中間貸借対照表における剰余金又は欠損金について、「中間財務諸表等の用語、様式及び作成方法に関する規則」第3条の2に基づき、当中間計算期間末の中間剰余金又は中間欠損金の比較情報として、前計算期間末の剰余金又は欠損金を開示しております。
--	--

（中間貸借対照表に関する注記）

項目	第1期計算期間末 2019年 4月15日現在	第2期中間計算期間末 2019年10月15日現在
1. 計算期間末日における受益権の総数	775,585,513口	1,504,180,963口
2. 計算期間末日における1口当たり純資産額	1.0262円	1.0216円
(10,000口当たり純資産額)	(10,262円)	(10,216円)

（中間損益及び剰余金計算書に関する注記）

該当事項はありません。

（金融商品に関する注記）

金融商品の時価等に関する事項

項目	第1期計算期間末 2019年 4月15日現在	第2期中間計算期間末 2019年10月15日現在
1. 貸借対照表計上額と時価との差額	貸借対照表計上額は原則として時価で計上されているため、差額はありません。	中間貸借対照表計上額は原則として時価で計上されているため、差額はありません。
2. 時価の算定方法	<p>(1) 有価証券 重要な会計方針に係る事項に関する注記に記載しております。</p> <p>(2) デリバティブ取引 該当事項はありません。</p> <p>(3) 上記以外の金銭債権及び金銭債務 短期間で決済されるため、時価は帳簿価額にほぼ等しいことから、当該帳簿価額を時価としております。</p>	<p>(1) 有価証券 重要な会計方針に係る事項に関する注記に記載しております。</p> <p>(2) デリバティブ取引 該当事項はありません。</p> <p>(3) 上記以外の金銭債権及び金銭債務 短期間で決済されるため、時価は帳簿価額にほぼ等しいことから、当該帳簿価額を時価としております。</p>

（デリバティブ取引等に関する注記）

取引の時価等に関する事項

該当事項はありません。

（その他の注記）

元本の移動

項目	第1期計算期間	第2期中間計算期間
	自 2018年 7月20日 至 2019年 4月15日	自 2019年 4月16日 至 2019年10月15日
投資信託財産に係る元本の状況		
期首元本額	10,000,000円	775,585,513円
期中追加設定元本額	872,417,422円	932,605,655円
期中一部解約元本額	106,831,909円	204,010,205円

（参考）

当ファンドは投資信託受益証券を投資対象としており、中間貸借対照表の資産の部に計上されている投資信託受益証券の状況は次の通りです。

投資信託受益証券については、当ファンドの作成期末において入手可能な直前計算期間の年次報告書の情報を基に掲載しています。

なお、以下に記載した情報は、監査の対象外です。

バンガード・インベストメント・シリーズ・ピエルシ - バンガード・グローバル・ボンド・
インデックス・ファンド - インスティテュショナル円ヘッジシェア

貸借対照表

	2018年12月31日現在 (米ドル)	2017年12月31日現在 (米ドル)
流動資産		
損益を通じて公正価値で測定される金融資産	11,107,954,531	9,361,656,874
金融派生商品	54,150,522	33,437,268
現金	179,711,497	264,173,150
債権:		
未収利息及び未収配当金	74,555,507	61,526,137
売却された資本性株式	35,787,038	46,206,665
売却された、または償還された投資有価証券	42,306,814	48,523,047
先物証拠金	-	158,122
その他債権	7,944	76,249
流動資産合計	11,494,473,853	9,815,757,512
流動負債		
金融デリバティブ商品	91,174,610	43,213,029
スポット通貨取引に係わる未実現評価損	30,258	260,299
未払金及びその他の債務:		
購入済み投資有価証券	151,139,683	237,211,806
未払収益分配金	6,795,748	4,636,651
買い戻された資本性株式	49,195,032	14,974,564

プロ-カ-に対する先物証拠金債務	496,803	-
未払管理報酬	1,243,804	1,054,774
流動負債合計	300,075,938	301,351,123
買戻し可能参加型株式の保有者に帰属する純資産 （財務報告目的）（以下「純資産」という。）	11,194,397,915	9,514,406,389

1口当たり純資産価格

	2018年12月31日 現在 ¹	2017年12月31日 現在 ¹	2016年12月31日 現在 ¹
Institutional CHF-Hedged Shares			
米ドル相当額	819,198,049	1,084,224,505	1,083,625,071
純資産総額	807,565,437	1,056,576,780	1,101,342,341
発行済株式数	6,315,626	8,125,828	8,521,899
1口当たり純資産価格	127.87	130.03	129.24
Institutional EUR-Hedged Shares (EUR)			
米ドル相当額	701,921,194	443,352,530	295,675,822
純資産総額	614,023,712	369,214,301	280,327,877
発行済株式数	6,061,253	3,600,155	2,765,481
1口当たり純資産価格	101.30	102.56	101.37
Institutional USD-Hedged Shares (USD)			
純資産総額	920,612,259	906,920,260	606,694,419
発行済株式数	6,242,397	6,241,087	4,301,449
1口当たり純資産価格	147.48	145.31	141.04
Investor CHF-Hedged Shares			
米ドル相当額	8,146,035	8,417,090	4,904,266
純資産総額	8,030,361	8,202,454	4,984,451
発行済株式数	81,047	81,368	49,723
1口当たり純資産価格	99.08	100.81	100.24
Investor EUR-Hedged Shares (EUR)			
米ドル相当額	13,354,303	13,819,791	7,901,974
純資産総額	11,682,022	11,508,820	7,491,798
発行済株式数	115,086	111,937	73,684
1口当たり純資産価格	101.51	102.82	101.67

1 表示されている1株当たり純資産価格は、スイング・プライシング及び取引日会計の調整のため、取引目的で使用される1株当たり純資産価格と異なる場合があります。添付の注記は、本財務諸表の不可欠な一部です。

損益計算書

	2018年12月31日に 終了する期間 (米ドル)	2017年12月31日に 終了する期間 (米ドル)
投資収益 / (損失)		
受取利息	206,696,224	143,463,322
その他の収益	418,873	405,150
金融商品に係わる純利益 / (損失)	(670,265,373)	603,268,780
投資収益 / (損失) 合計	(463,150,276)	747,137,252
費用		
管理報酬	13,825,441	10,685,937
取引手数料及び手数料	18,725	10,420
その他の費用	-	15,207
費用合計	13,844,166	10,711,564
金融費用		
支払利息	729,452	369,150
支払分配金	22,910,539	16,005,505
収益の平衡化	(90,524)	(605,910)
Total Finance Costs	23,549,467	15,768,745
純投資収益 / (損失)	(500,543,909)	720,656,943

Foreign Withholding Tax	(918,288)	(561,833)
買戻し可能参加型株式の保有者に帰属する純資産の純増加/（減少）（財務報告目的）	(501,462,197)	720,095,110

純資産変動計算書

買戻し可能参加型株式の保有者に帰属する

	2018年12月31日に 終了する期間 (米ドル)	2017年12月31日に 終了する期間 (米ドル)
純資産の増加/（減少）		
営業活動による買戻し可能参加型株式の保有者に帰属する純資産の増加/（減少）	(501,462,197)	720,095,110
資本取引		
発行額	4,847,947,644	4,319,781,381
買戻し額	(2,666,551,071)	(1,875,913,574)
再投資額	57,150	24,818
資本取引の合計 ¹	2,181,453,723	2,443,892,625
当期の増加/（減少）額の合計	1,679,991,526	3,163,987,735
買戻し可能参加型株式の保有者に帰属する純資産（財務報告目的）		
期首純資産	9,514,406,389	6,350,418,654
期末純資産	11,194,397,915	9,514,406,389

1 資本取引には、損益計算書において示されている収益の平衡化が含まれています。添付の注記は、本財務諸表の不可欠な一部です。

投資明細表

2018年12月31日現在

	元本	利率	償還日	公正価格 (米ドル)	純資産総額 比率
債券 99.23% (2017: 98.39%)					
オーストラリア 1.83% (2017: 1.85%)					
Australia Government Bond	AUD20,000,000	1.75%	21/11/2020	14,039,181	0.13%
Australia Government Bond	AUD10,500,000	4.25%	21/4/2026	8,405,509	0.08%
Australia Government Bond	AUD8,000,000	2.25%	21/5/2028	5,596,428	0.05%
Australia Government Bond	AUD7,500,000	2.75%	21/11/2029	5,485,381	0.05%
Australia Government Bond	AUD7,000,000	2.00%	21/12/2021	4,951,299	0.05%
Australia Government Bond	AUD6,400,000	2.75%	21/4/2024	4,668,184	0.04%
Australia Government Bond	AUD6,500,000	2.25%	21/5/2028	4,547,098	0.04%
Australia Government Bond	AUD5,250,000	5.75%	15/7/2022	4,188,340	0.04%
Australia Government Bond	AUD5,000,000	4.75%	21/4/2027	4,179,584	0.04%
New South Wales Treasury Corp.	AUD5,200,000	5.00%	20/8/2024	4,172,364	0.04%
Australia Government Bond	AUD5,400,000	2.75%	21/10/2019	3,825,584	0.03%
Australia Government Bond	AUD4,800,000	3.25%	21/4/2025	3,601,727	0.03%
Australia Government Bond	AUD3,450,000	4.50%	21/4/2033	3,020,356	0.03%
Australia Government Bond	AUD4,000,000	2.75%	21/11/2027	2,917,091	0.03%
Western Australian Treasury Corp.	AUD4,000,000	2.75%	20/10/2022	2,866,381	0.03%
Commonwealth Bank of Australia	GBP2,200,000	1.13%	22/12/2021	2,774,285	0.03%
Queensland Treasury Corp.	AUD3,500,000	3.25%	21/7/2028	2,545,844	0.02%
Australia Government Bond	AUD3,000,000	5.50%	21/4/2023	2,422,838	0.02%
Commonwealth Bank of Australia	EUR2,000,000	0.38%	24/4/2023	2,290,900	0.02%
Australia Government Bond	AUD3,100,000	3.00%	21/3/2047	2,257,952	0.02%
Queensland Treasury Corp.	AUD2,800,000	4.75%	21/7/2025	2,234,450	0.02%

Australia Government Bond	AUD2,700,000	3.75%	21/4/2037	2,207,154	0.02%
Australia Government Bond	AUD3,000,000	2.75%	21/11/2028	2,190,199	0.02%
Australia Government Bond	AUD3,000,000	2.25%	21/11/2022	2,141,473	0.02%
Queensland Treasury Corp.	AUD2,750,000	2.75%	20/8/2027	1,929,400	0.02%
National Australia Bank Ltd.	USD1,800,000	3.70%	4/11/2021	1,817,442	0.02%
Queensland Treasury Corp.	AUD2,300,000	5.50%	21/6/2021	1,749,612	0.02%
Commonwealth Bank of Australia	EUR1,500,000	0.50%	11/7/2022	1,717,633	0.02%
Australia & New Zealand Banking Group Ltd.	EUR1,500,000	0.25%	29/11/2022	1,713,460	0.02%
Australia Government Bond	AUD2,380,000	5.25%	15/3/2019	1,686,969	0.02%
Treasury Corp. of Victoria	AUD2,000,000	4.25%	20/12/2032	1,610,773	0.02%
Treasury Corp. of Victoria	AUD2,000,000	6.00%	17/10/2022	1,604,143	0.02%
Australia Government Bond	AUD2,100,000	3.25%	21/4/2029	1,602,244	0.02%
Australia & New Zealand Banking Group Ltd.	EUR1,401,000	0.63%	21/2/2023	1,596,651	0.02%
Queensland Treasury Corp.	AUD2,000,000	6.00%	21/7/2022	1,591,257	0.01%
Australia Government Bond	AUD2,050,000	4.50%	15/4/2020	1,490,010	0.01%
Australia Government Bond	AUD2,100,000	2.75%	21/5/2041	1,475,943	0.01%
National Australia Bank Ltd.	EUR1,300,000	1.38%	30/8/2028	1,471,267	0.01%
Westpac Banking Corp.	USD1,500,000	2.50%	28/6/2022	1,452,711	0.01%
Queensland Treasury Corp.	AUD1,700,000	5.75%	22/7/2024	1,403,271	0.01%
Queensland Treasury Corp.	AUD1,900,000	6.25%	21/2/2020	1,399,127	0.01%
New South Wales Treasury Corp.	AUD1,800,000	4.00%	20/4/2023	1,360,324	0.01%
Macquarie Bank Ltd.	USD1,275,000	3.90%	15/1/2026	1,255,255	0.01%
Westpac Banking Corp.	GBP1,000,000	1.00%	30/6/2022	1,248,080	0.01%
Commonwealth Bank of Australia	USD1,250,000	2.13%	22/7/2020	1,235,012	0.01%
Australia Government Bond	AUD1,500,000	3.25%	21/6/2039	1,147,137	0.01%
Westpac Banking Corp.	EUR1,000,000	0.50%	4/12/2023	1,146,474	0.01%
WEA Finance LLC/ Westfield UK & Europe Finance plc	USD1,144,000	3.75%	17/9/2024	1,135,479	0.01%
Westpac Banking Corp.	EUR1,000,000	0.50%	16/1/2025	1,134,926	0.01%
BHP Billiton Finance Ltd.	EUR850,000	3.25%	24/9/2027	1,129,734	0.01%
Scentre Group Trust 1/Scentre Group Trust 2	USD1,175,000	3.75%	23/3/2027	1,117,719	0.01%
Westpac Banking Corp.	USD1,200,000	2.85%	13/5/2026	1,115,195	0.01%
National Australia Bank Ltd.	EUR900,000	1.38%	28/5/2021	1,062,507	0.01%
Western Australian Treasury Corp.	AUD1,500,000	2.50%	22/7/2020	1,061,715	0.01%
Australia Government Bond	AUD1,300,000	5.75%	15/5/2021	997,181	0.01%
Westpac Banking Corp.	USD1,000,000	3.35%	8/3/2027	961,350	0.01%
BHP Billiton Finance Ltd.	GBP550,000	4.30%	25/9/2042	855,932	0.01%
South Australian Government Financing Authority	AUD1,200,000	3.00%	24/5/2028	852,379	0.01%
Treasury Corp. of Victoria	AUD1,000,000	5.50%	17/12/2024	825,519	0.01%

	元本	利率	償還日	公正価格 (米ドル)	純資産総額 比率
National Australia Bank Ltd.	EUR700,000	0.63%	10/11/2023	795,913	0.01%
Commonwealth Bank of Australia	USD850,000	2.85%	18/5/2026	790,868	0.01%
New South Wales Treasury Corp.	AUD1,000,000	6.00%	1/3/2022	788,118	0.01%
Australia & New Zealand Banking Group Ltd.	USD800,000	2.63%	9/11/2022	773,912	0.01%
New South Wales Treasury Corp.	AUD1,000,000	4.00%	20/5/2026	771,891	0.01%

Australia Government Bond	AUD1,000,000	3.25%	21/6/2039	764,758	0.01%
National Australia Bank Ltd.	GBP600,000	1.13%	10/11/2021	757,214	0.01%
Treasury Corp. of Victoria	AUD1,000,000	6.00%	15/6/2020	743,348	0.01%
Commonwealth Bank of Australia	USD800,000	2.63%	6/9/2026	733,583	0.01%
Australia Government Bond	AUD1,000,000	2.75%	21/6/2035	720,443	0.01%
New South Wales Treasury Corp.	AUD1,000,000	3.00%	20/5/2027	720,378	0.01%
New South Wales Treasury Corp.	AUD1,000,000	3.00%	20/3/2028	717,853	0.01%
Zurich Finance Australia Ltd.	AUD1,000,000	3.48%	31/5/2023	716,977	0.01%
New South Wales Treasury Corp.	AUD1,000,000	3.50%	20/3/2019	706,238	0.01%
Commonwealth Bank of Australia	USD700,000	2.00%	6/9/2021	675,667	0.01%
Westpac Banking Corp.	AUD900,000	7.25%	11/2/2020	666,339	0.01%
APT Pipelines Ltd.	GBP500,000	3.50%	22/3/2030	644,609	0.01%
Westpac Banking Corp.	USD650,000	2.30%	26/5/2020	643,022	0.01%
Macquarie Group Ltd.	USD625,000	6.00%	14/1/2020	640,175	0.01%
Westfield America Management Ltd.	GBP500,000	2.13%	30/3/2025	620,400	0.01%
South Australian Government Financing Authority	AUD900,000	1.50%	22/9/2022	617,014	0.01%
BHP Billiton Finance USA Ltd.	USD600,000	3.85%	30/9/2023	614,675	0.01%
Commonwealth Bank of Australia	USD700,000	4.32%	10/1/2048	612,472	0.01%
Pacific National Finance Pty Ltd.	AUD800,000	5.25%	19/5/2025	591,724	0.01%
National Australia Bank Ltd.	EUR500,000	0.88%	16/11/2022	585,503	0.01%
Westpac Banking Corp.	EUR500,000	0.88%	16/2/2021	580,484	0.01%
Woodside Finance Ltd.	USD600,000	3.65%	5/3/2025	571,010	0.01%
Argentum Netherlands BV for Swiss Re Ltd. ^	USD600,000	5.63%	15/8/2052	570,000	0.01%
Macquarie Bank Ltd.	AUD800,000	3.25%	3/3/2020	567,281	0.01%
Telstra Corp., Ltd.	EUR500,000	1.13%	14/4/2026	565,265	0.01%
Ausgrid Finance Pty Ltd.	EUR500,000	1.25%	30/7/2025	559,054	0.01%
Macquarie Group Ltd. ^	USD550,000	5.03%	15/1/2030	542,194	0.01%
BHP Billiton Finance Ltd.	EUR400,000	3.13%	29/4/2033	530,647	0.01%
Australia & New Zealand Banking Group Ltd.	USD550,000	4.40%	19/5/2026	530,280	0.01%
Australian Capital Territory	AUD700,000	4.25%	11/4/2022	525,102	0.01%
National Australia Bank Ltd.	CHF500,000	1.00%	17/4/2020	516,297	0.01%
Suncorp-Metway Ltd.	USD525,000	2.38%	9/11/2020	514,500	0.01%
Telstra Corp., Ltd.	USD525,000	3.13%	7/4/2025	501,316	0.01%
Australia & New Zealand Banking Group Ltd.	USD500,000	4.50%	19/3/2024	499,330	0.01%
Australia & New Zealand Banking Group Ltd.	USD500,000	3.30%	17/5/2021	499,319	0.01%
APT Pipelines Ltd.	USD500,000	3.88%	11/10/2022	495,257	0.01%
Westpac Banking Corp.	USD500,000	2.60%	23/11/2020	494,174	0.01%
National Australia Bank Ltd.	AUD700,000	3.00%	10/2/2023	493,784	0.01%
Australia & New Zealand Banking Group Ltd.	USD500,000	2.13%	19/8/2020	491,922	0.01%
Commonwealth Bank of Australia	USD500,000	4.50%	9/12/2025	487,029	0.01%
Westpac Banking Corp.	USD500,000	2.10%	13/5/2021	486,148	0.01%
National Australia Bank Ltd.	USD500,000	2.50%	22/5/2022	484,811	0.01%
Sydney Airport Finance Co. Pty Ltd.	USD500,000	3.63%	28/4/2026	474,568	0.01%
Scentre Group Trust 1/Scentre Group Trust	EUR400,000	1.38%	22/3/2023	468,219	0.00%
2					
Westpac Banking Corp.	EUR400,000	0.63%	14/1/2022	463,782	0.00%
BHP Billiton Finance USA Ltd.	USD420,000	5.00%	30/9/2043	460,359	0.00%
Transurban Finance Co. Pty Ltd.	EUR400,000	1.75%	29/3/2028	446,635	0.00%
Commonwealth Bank of Australia	USD450,000	2.25%	10/3/2020	445,570	0.00%

Transurban Finance Co. Pty Ltd.	USD450,000	4.13%	2/2/2026	439,500	0.00%
South Australian Government Financing Authority	AUD600,000	3.00%	20/7/2026	430,323	0.00%
Wesfarmers Ltd.	AUD600,000	3.66%	18/11/2020	430,123	0.00%
Ausgrid Finance Pty Ltd.	AUD600,000	3.75%	30/10/2024	425,146	0.00%
Woodside Finance Ltd.	USD450,000	3.70%	15/3/2028	410,806	0.00%
Barrick PD Australia Finance Pty Ltd.	USD380,000	5.95%	15/10/2039	405,837	0.00%
AusNet Services Holdings Pty Ltd.	AUD550,000	4.40%	16/8/2027	405,623	0.00%
Commonwealth Bank of Australia	USD400,000	2.75%	10/3/2022	392,227	0.00%
Westpac Banking Corp.	USD400,000	2.10%	25/2/2021	391,756	0.00%
Westpac Banking Corp.	AUD500,000	5.25%	21/11/2023	390,931	0.00%
Australia & New Zealand Banking Group Ltd.	USD400,000	2.55%	23/11/2021	390,614	0.00%
South Australian Government Financing Authority	AUD500,000	4.25%	20/11/2023	382,864	0.00%
Westpac Banking Corp. ^	USD400,000	4.32%	23/11/2031	377,799	0.00%
Commonwealth Bank of Australia	USD400,000	3.90%	12/7/2047	372,546	0.00%
SGSP Australia Assets Pty Ltd.	AUD500,000	5.50%	12/3/2021	371,686	0.00%
	元本	利率	償還日	公正価格 (米ドル)	純資産総額 比率
Queensland Treasury Corp.	AUD500,000	3.25%	21/7/2026	365,646	0.00%
Northern Territory Treasury Corp.	AUD500,000	3.50%	21/4/2028	365,529	0.00%
SGSP Australia Assets Pty Ltd.	EUR300,000	2.00%	30/6/2022	360,165	0.00%
Westpac Banking Corp. ^	AUD500,000	4.50%	11/3/2027	358,051	0.00%
South Australian Government Financing Authority	AUD500,000	4.75%	6/8/2019	357,559	0.00%
Commonwealth Bank of Australia	EUR300,000	1.63%	10/2/2031	356,320	0.00%
Commonwealth Bank of Australia	AUD500,000	3.25%	25/4/2023	356,086	0.00%
GAIIF Bond Issuer Pty Ltd.	USD375,000	3.40%	30/9/2026	355,664	0.00%
National Australia Bank Ltd.	EUR300,000	2.00%	12/11/2020	355,101	0.00%
Toyota Finance Australia Ltd.	AUD500,000	4.25%	15/5/2019	354,162	0.00%
Wesfarmers Ltd.	EUR300,000	1.25%	7/10/2021	353,075	0.00%
Northern Territory Treasury Corp.	AUD500,000	2.75%	21/10/2024	353,067	0.00%
Rio Tinto Finance USA Ltd.	USD350,000	3.75%	15/6/2025	350,672	0.00%
Commonwealth Bank of Australia	EUR300,000	0.75%	4/11/2021	349,483	0.00%
Commonwealth Bank of Australia	EUR300,000	0.38%	10/2/2021	345,863	0.00%
Macquarie Bank Ltd.	EUR300,000	0.38%	3/3/2021	345,680	0.00%
Commonwealth Bank of Australia ^	EUR300,000	2.00%	22/4/2027	343,082	0.00%
National Australia Bank Ltd.	USD325,000	2.63%	23/7/2020	321,454	0.00%
Macquarie Bank Ltd.	USD325,000	2.85%	15/1/2021	321,206	0.00%
QBE Insurance Group Ltd. ^	USD300,000	7.50%	24/11/2043	320,625	0.00%
Macquarie Group Ltd. ^	AUD450,000	3.25%	15/12/2022	314,463	0.00%
National Australia Bank Ltd.	CHF300,000	0.25%	19/1/2023	306,503	0.00%
Westpac Banking Corp.	USD300,000	2.15%	6/3/2020	296,833	0.00%
National Australia Bank Ltd.	USD300,000	2.13%	22/5/2020	295,857	0.00%
Commonwealth Bank of Australia	USD300,000	2.40%	2/11/2020	295,550	0.00%
Commonwealth Bank of Australia	USD300,000	2.05%	18/9/2020	294,156	0.00%
Westpac Banking Corp.	USD300,000	2.75%	11/1/2023	291,429	0.00%
National Australia Bank Ltd.	USD300,000	3.38%	14/1/2026	290,825	0.00%
Macquarie Group Ltd. ^	USD300,000	3.19%	28/11/2023	288,365	0.00%

National Australia Bank Ltd.	AUD400,000	2.75%	16/4/2021	281,922	0.00%
Macquarie Group Ltd. ^	USD275,000	4.65%	27/3/2029	263,656	0.00%
Macquarie Group Ltd. ^	USD265,000	4.15%	27/3/2024	263,344	0.00%
Westpac Banking Corp.	GBP200,000	2.63%	14/12/2022	262,171	0.00%
Rio Tinto Finance USA plc	USD250,000	4.75%	22/3/2042	261,854	0.00%
National Australia Bank Ltd.	USD250,000	3.63%	20/6/2023	250,000	0.00%
Sydney Airport Finance Co. Pty Ltd.	EUR200,000	2.75%	23/4/2024	249,824	0.00%
Australia & New Zealand Banking Group Ltd.	USD250,000	3.70%	16/11/2025	247,658	0.00%
Westpac Banking Corp.	USD250,000	2.00%	3/3/2020	247,264	0.00%
National Australia Bank Ltd.	USD250,000	2.25%	16/3/2021	246,556	0.00%
Commonwealth Bank of Australia	USD250,000	2.55%	15/3/2021	246,155	0.00%
Rio Tinto Finance USA plc	USD250,000	4.13%	21/8/2042	241,099	0.00%
Macquarie Group Ltd. ^	USD265,000	3.76%	28/11/2028	240,826	0.00%
Origin Energy Finance Ltd.	EUR200,000	2.50%	23/10/2020	236,177	0.00%
Westpac Banking Corp.	EUR200,000	0.75%	22/7/2021	232,516	0.00%
AusNet Services Holdings Pty Ltd.	EUR200,000	1.50%	26/2/2027	231,397	0.00%
Tasmanian Public Finance Corp.	AUD300,000	3.25%	19/2/2026	218,347	0.00%
Macquarie Bank Ltd.	USD220,000	2.85%	29/7/2020	218,126	0.00%
Australia & New Zealand Banking Group Ltd.	AUD300,000	3.35%	9/5/2023	214,107	0.00%
FBG Finance Pty Ltd.	AUD300,000	3.75%	7/8/2020	213,769	0.00%
BHP Billiton Finance USA Ltd. ^	USD200,000	6.25%	19/10/2075	204,750	0.00%
Australia & New Zealand Banking Group Ltd.	USD200,000	5.10%	13/1/2020	204,095	0.00%
Sydney Airport Finance Co. Pty Ltd.	USD200,000	3.90%	22/3/2023	198,868	0.00%
Macquarie Bank Ltd.	USD200,000	4.88%	10/6/2025	198,784	0.00%
BHP Billiton Finance Ltd.	AUD280,000	3.00%	30/3/2020	198,281	0.00%
Australia & New Zealand Banking Group Ltd.	USD200,000	2.25%	9/11/2020	196,539	0.00%
Westpac Banking Corp.	USD200,000	2.80%	11/1/2022	196,254	0.00%
Australia & New Zealand Banking Group Ltd.	USD200,000	2.63%	19/5/2022	194,916	0.00%
APT Pipelines Ltd.	USD200,000	4.25%	15/7/2027	194,343	0.00%
Westpac Banking Corp.	USD200,000	2.00%	19/8/2021	193,557	0.00%
BHP Billiton Finance USA Ltd.	USD200,000	4.13%	24/2/2042	191,193	0.00%
Amcor Finance USA, Inc.	USD200,000	3.63%	28/4/2026	188,750	0.00%
Woodside Finance Ltd.	USD200,000	3.70%	15/9/2026	186,260	0.00%
Commonwealth Bank of Australia	USD175,000	3.45%	16/3/2023	174,399	0.00%
Qantas Airways Ltd.	AUD200,000	7.50%	11/6/2021	155,032	0.00%
Westpac Banking Corp.	USD150,000	3.65%	15/5/2023	150,912	0.00%
Westpac Banking Corp.	USD150,000	3.05%	15/5/2020	149,778	0.00%
Ausgrid Finance Pty Ltd.	USD150,000	3.85%	1/5/2023	149,356	0.00%
Ausgrid Finance Pty Ltd.	USD150,000	4.35%	1/8/2028	148,421	0.00%

	元本	利率	償還日	公正価格 (米ドル)	純資産総額 比率
Macquarie Bank Ltd.	USD150,000	4.00%	29/7/2025	148,323	0.00%
Amcor Finance USA, Inc.	USD150,000	4.50%	15/5/2028	147,339	0.00%
Sydney Airport Finance Co. Pty Ltd.	USD150,000	3.38%	30/4/2025	142,681	0.00%
National Australia Bank Ltd.	GBP100,000	3.00%	4/9/2026	138,345	0.00%
Rio Tinto Finance USA Ltd.	USD125,000	5.20%	2/11/2040	137,984	0.00%
SGSP Australia Assets Pty Ltd.	GBP100,000	5.13%	11/2/2021	135,777	0.00%
Scentre Group Trust 1	GBP100,000	3.88%	16/7/2026	135,453	0.00%
Vicinity Centres Trust	GBP100,000	3.38%	7/4/2026	131,340	0.00%

Australia & New Zealand Banking Group Ltd.	EUR100,000	3.63%	18/7/2022	128,053	0.00%
Rio Tinto Finance plc	EUR100,000	2.88%	11/12/2024	127,767	0.00%
Telstra Corp., Ltd.	EUR100,000	3.50%	21/9/2022	126,981	0.00%
WEA Finance LLC	USD125,000	4.13%	20/9/2028	125,083	0.00%
BHP Billiton Finance USA Ltd.	USD125,000	2.88%	24/2/2022	123,911	0.00%
Telstra Corp., Ltd.	EUR100,000	2.50%	15/9/2023	123,878	0.00%
WEA Finance LLC	USD125,000	4.63%	20/9/2048	123,878	0.00%
Commonwealth Bank of Australia	USD125,000	2.50%	18/9/2022	120,609	0.00%
Australia Pacific Airports Melbourne Pty Ltd.	EUR100,000	1.75%	15/10/2024	118,654	0.00%
Transurban Finance Co. Pty Ltd.	EUR100,000	2.50%	8/10/2020	118,249	0.00%
Transurban Finance Co. Pty Ltd.	EUR100,000	1.88%	16/9/2024	118,076	0.00%
Aurizon Network Pty Ltd.	EUR100,000	2.00%	18/9/2024	117,271	0.00%
Transurban Finance Co. Pty Ltd.	EUR100,000	2.00%	28/8/2025	117,253	0.00%
Macquarie Bank Ltd.	EUR100,000	1.13%	20/1/2022	116,552	0.00%
Commonwealth Bank of Australia	CAD150,000	5.15%	9/4/2020	112,960	0.00%
APT Pipelines Ltd.	EUR100,000	2.00%	22/3/2027	112,611	0.00%
APT Pipelines Ltd.	USD110,000	4.20%	23/3/2025	107,021	0.00%
BHP Billiton Finance USA Ltd. ^	USD100,000	6.75%	19/10/2075	104,875	0.00%
WEA Finance LLC	USD100,000	3.15%	5/4/2022	98,547	0.00%
Goodman US Finance Four LLC	USD100,000	4.50%	15/10/2037	95,463	0.00%
Commonwealth Bank of Australia	USD100,000	3.15%	19/9/2027	93,754	0.00%
Transurban Finance Co. Pty Ltd.	USD100,000	3.38%	22/3/2027	91,393	0.00%
Commonwealth Bank of Australia	USD88,000	3.90%	16/3/2028	87,150	0.00%
United Energy Distribution Pty Ltd.	AUD100,000	3.85%	23/10/2024	71,806	0.00%
DBNGP Finance Co. Pty Ltd.	AUD100,000	4.23%	28/5/2025	71,551	0.00%
Scentre Group Trust 1/Scentre Group Trust 2	USD75,000	3.25%	28/10/2025	70,509	0.00%
National Australia Bank Ltd.	EUR50,000	4.00%	13/7/2020	60,648	0.00%
Commonwealth Bank of Australia	EUR50,000	4.38%	25/2/2020	60,112	0.00%
National Australia Bank Ltd.	EUR50,000	4.63%	10/2/2020	59,907	0.00%
QPH Finance Co. Pty Ltd.	AUD70,000	5.75%	29/7/2020	51,505	0.00%
Virgin Australia 2013-1A Pass Through Trust	USD18,036	5.00%	23/10/2023	18,217	0.00%
				204,373,858	1.83%

オーストリア 0.68% (2017: 0.71%)

Republic of Austria Government Bond	EUR7,800,000	3.50%	15/9/2021	9,893,523	0.09%
Republic of Austria Government Bond	EUR7,600,000	0.75%	20/10/2026	8,983,330	0.08%
Republic of Austria Government Bond	EUR4,550,000	4.15%	15/3/2037	7,898,598	0.07%
Republic of Austria Government Bond	EUR5,500,000	0.00%	15/7/2023	6,338,252	0.06%
Republic of Austria Government Bond	EUR5,000,000	0.50%	20/4/2027	5,764,334	0.05%
Republic of Austria Government Bond	EUR2,750,000	3.40%	22/11/2022	3,602,719	0.03%
Republic of Austria Government Bond	EUR2,450,000	3.65%	20/4/2022	3,175,364	0.03%
Republic of Austria Government Bond	EUR1,600,000	3.15%	20/6/2044	2,601,261	0.02%
Republic of Austria Government Bond	EUR1,900,000	3.90%	15/7/2020	2,320,466	0.02%
Republic of Austria Government Bond	EUR1,350,000	4.85%	15/3/2026	2,057,835	0.02%
Republic of Austria Government Bond	EUR1,500,000	1.20%	20/10/2025	1,837,585	0.02%
Republic of Austria Government Bond	EUR1,666,000	1.50%	2/11/2086	1,790,289	0.02%
Republic of Austria Government Bond	EUR1,400,000	1.50%	20/2/2047	1,660,585	0.02%
Republic of Austria Government Bond	EUR1,200,000	1.65%	21/10/2024	1,505,240	0.01%

Republic of Austria Government Bond	EUR1,050,000	2.40%	23/5/2034	1,448,195	0.01%
KAF Kaerntner Ausgleichszahlungs-Fonds	EUR1,000,000	0.00%	14/1/2032	982,414	0.01%
Republic of Austria Government Bond	EUR700,000	2.10%	20/9/2117	925,021	0.01%
Republic of Austria Government Bond	EUR400,000	3.80%	26/1/2062	799,601	0.01%
Oesterreichische Kontrollbank AG	CHF600,000	2.88%	25/2/2030	780,889	0.01%
OeBB-Infrastruktur AG	EUR500,000	2.25%	28/5/2029	649,132	0.01%
OMV AG	EUR500,000	1.88%	4/12/2028	585,550	0.01%
Erste Group Bank AG	EUR500,000	0.75%	5/2/2025	583,711	0.01%
JAB Holdings BV	EUR500,000	2.50%	25/6/2029	578,247	0.01%
JAB Holdings BV	EUR500,000	1.25%	22/5/2024	571,970	0.01%
Oesterreichische Kontrollbank AG	USD500,000	1.50%	21/10/2020	488,747	0.01%
Erste Group Bank AG	EUR400,000	0.63%	19/1/2023	466,676	0.01%

	元本	利率	償還日	公正価格 (米ドル)	純資産総額 比率
BAWAG PSK Bank fuer Arbeit und Wirtschaft und Oesterreichische Postsparkasse AG	EUR400,000	0.38%	23/2/2022	462,663	0.01%
Borealis AG	EUR400,000	1.75%	10/12/2025	461,355	0.01%
OMV AG	EUR400,000	0.75%	4/12/2023	458,895	0.00%
JAB Holdings BV	EUR400,000	1.75%	25/6/2026	457,237	0.00%
Autobahnen- und Schnell- strassen- Finanzierungs AG	EUR260,000	2.75%	11/6/2032	356,045	0.00%
Hypoe NOE Landesbank fuer Niederoesterreich und Wien AG	EUR300,000	0.75%	22/9/2021	349,764	0.00%
UniCredit Bank Austria AG	EUR300,000	0.75%	25/2/2025	349,730	0.00%
Erste Group Bank AG	EUR300,000	0.38%	9/9/2020	346,365	0.00%
KA Finanz AG	EUR300,000	0.38%	11/8/2020	346,169	0.00%
Oesterreichische Kontrollbank AG	USD300,000	2.88%	7/9/2021	301,580	0.00%
OMV AG^	EUR200,000	6.25%	9/12/2025	260,638	0.00%
Republic of Austria Government Bond	EUR150,000	6.25%	15/7/2027	256,403	0.00%
Autobahnen- und Schnell- strassen- Finanzierungs AG	EUR200,000	0.63%	15/9/2022	235,228	0.00%
Raiffeisen-Landesbank Steiermark AG	EUR200,000	0.63%	20/1/2023	233,141	0.00%
Hypo Vorarlberg Bank AG	EUR200,000	0.75%	11/2/2025	232,744	0.00%
Hypoe NOE Landesbank fuer Niederoesterreich und Wien AG	EUR200,000	0.50%	11/9/2020	231,034	0.00%
OMV AG	EUR200,000	1.00%	14/12/2026	224,608	0.00%
OeBB-Infrastruktur AG	EUR180,000	1.00%	18/11/2024	215,082	0.00%
Oesterreichische Kontrollbank AG	USD200,000	1.38%	10/2/2020	197,245	0.00%
OeBB-Infrastruktur AG	EUR150,000	3.63%	13/7/2021	188,485	0.00%
Oesterreichische Kontrollbank AG	USD150,000	3.13%	7/11/2023	152,342	0.00%
OeBB-Infrastruktur AG	EUR100,000	3.00%	24/10/2033	141,209	0.00%
Autobahnen- und Schnell- strassen- Finanzierungs AG	EUR100,000	2.75%	20/6/2033	137,626	0.00%
UniCredit Bank Austria AG	EUR100,000	4.13%	24/2/2021	124,661	0.00%
UNIQA Insurance Group AG^	EUR100,000	6.00%	27/7/2046	124,319	0.00%
OMV AG^	EUR100,000	5.25%	9/12/2021	122,450	0.00%
Verbund AG	EUR100,000	1.50%	20/11/2024	119,535	0.00%
UniCredit Bank Austria AG	EUR100,000	1.88%	29/10/2020	118,519	0.00%
Oesterreichische Kontrollbank AG	CHF100,000	2.63%	22/11/2024	118,381	0.00%
KA Finanz AG	EUR100,000	1.63%	19/2/2021	118,333	0.00%

Erste Group Bank AG	EUR100,000	0.75%	17/1/2028	113,778	0.00%
Oesterreichische Kontrollbank AG	USD100,000	2.88%	13/3/2023	100,656	0.00%
OeBB-Infrastruktur AG	EUR50,000	3.38%	18/5/2032	72,808	0.00%
Autobahnen- und Schnell- strassen- Finanzierungs AG	EUR50,000	3.38%	22/9/2025	68,848	0.00%
Telekom Finanzmanagement GmbH	EUR50,000	4.00%	4/4/2022	63,683	0.00%
OMV AG	EUR50,000	4.25%	12/10/2021	63,527	0.00%
OeBB-Infrastruktur AG	EUR50,000	2.25%	4/7/2023	63,004	0.00%
Telekom Finanzmanagement GmbH	EUR50,000	3.13%	3/12/2021	61,719	0.00%
				76,339,343	0.68%

ベルギー- 1.22% (2017: 1.22%)

Kingdom of Belgium Government Bond	EUR17,300,000	2.25%	22/6/2023	21,907,966	0.20%
Kingdom of Belgium Government Bond	EUR6,000,000	3.75%	28/9/2020	7,375,300	0.07%
Kingdom of Belgium Government Bond	EUR3,850,551	4.25%	28/3/2041	6,596,526	0.06%
Kingdom of Belgium Government Bond	EUR5,550,000	0.80%	22/6/2027	6,428,782	0.06%
Kingdom of Belgium Government Bond	EUR5,000,000	1.90%	22/6/2038	6,084,650	0.05%
Kingdom of Belgium Government Bond	EUR5,000,000	0.50%	22/10/2024	5,817,433	0.05%
Kingdom of Belgium Government Bond	EUR5,000,000	1.25%	22/4/2033	5,744,763	0.05%
Kingdom of Belgium Government Bond	EUR4,500,000	0.80%	22/6/2025	5,314,313	0.05%
Kingdom of Belgium Government Bond	EUR4,630,000	1.00%	22/6/2031	5,247,266	0.05%
Kingdom of Belgium Government Bond	EUR2,600,000	3.75%	22/6/2045	4,277,629	0.04%
Kingdom of Belgium Government Bond	EUR3,700,000	0.80%	22/6/2028	4,241,096	0.04%
Kingdom of Belgium Government Bond	EUR2,800,000	3.00%	22/6/2034	3,965,253	0.04%
Kingdom of Belgium Government Bond	EUR2,900,000	4.25%	28/9/2021	3,741,538	0.03%
Kingdom of Belgium Government Bond	EUR2,600,000	4.25%	28/9/2022	3,478,690	0.03%
Kingdom of Belgium Government Bond	EUR3,000,000	2.15%	22/6/2066	3,477,202	0.03%
Kingdom of Belgium Government Bond	EUR2,753,000	1.00%	22/6/2026	3,267,481	0.03%
Kingdom of Belgium Government Bond	EUR1,800,000	2.60%	22/6/2024	2,338,550	0.02%
Kingdom of Belgium Government Bond	EUR2,000,000	1.45%	22/6/2037	2,273,044	0.02%
Anheuser-Busch InBev SA	EUR2,000,000	2.00%	23/1/2035	2,093,471	0.02%
Argenta Spaarbank NV^	EUR1,700,000	3.88%	24/5/2026	2,049,664	0.02%
BNP Paribas Fortis SA	EUR1,500,000	0.63%	4/10/2025	1,718,964	0.02%
Kingdom of Belgium Government Bond	EUR1,500,000	1.60%	22/6/2047	1,650,296	0.01%
Dexia Credit Local SA	USD1,600,000	2.25%	18/2/2020	1,589,773	0.01%
Dexia Credit Local SA	GBP1,000,000	2.00%	17/6/2020	1,285,004	0.01%
Dexia Credit Local SA	GBP1,000,000	1.13%	15/6/2022	1,255,442	0.01%
Dexia Credit Local SA	GBP1,000,000	0.88%	7/9/2021	1,254,747	0.01%

	元本	利率	償還日	公正価格 (米ドル)	純資産総額 比率
Anheuser-Busch InBev SA	GBP1,000,000	1.75%	7/3/2025	1,213,928	0.01%
Anheuser-Busch InBev SA	EUR1,000,000	0.63%	17/3/2020	1,150,435	0.01%
Belfius Bank SA	EUR1,000,000	0.75%	12/9/2022	1,135,293	0.01%
Kingdom of Belgium Government Bond	EUR750,000	4.50%	28/3/2026	1,106,718	0.01%
Dexia Credit Local SA	EUR900,000	0.63%	21/1/2022	1,048,109	0.01%
Anheuser-Busch InBev SA	EUR900,000	0.88%	17/3/2022	1,037,901	0.01%
Anheuser-Busch InBev Worldwide, Inc.	USD1,000,000	3.75%	15/1/2022	1,001,189	0.01%
Kingdom of Belgium Government Bond	EUR600,000	3.75%	22/6/2045	987,145	0.01%
Euroclear Bank SA	EUR700,000	0.50%	10/7/2023	798,634	0.01%
Kingdom of Belgium Government Bond	EUR550,000	4.00%	28/3/2022	718,107	0.01%

Anheuser-Busch InBev SA	EUR600,000	2.00%	17/3/2028	694,062	0.01%
Anheuser-Busch InBev SA	EUR600,000	1.15%	22/1/2027	658,627	0.01%
Euroclear Bank SA	EUR550,000	0.25%	7/9/2022	626,012	0.01%
Anheuser-Busch InBev Worldwide, Inc.	USD650,000	4.95%	15/1/2042	607,336	0.01%
FLUVIUS System Operator CVBA	EUR500,000	1.75%	4/12/2026	604,646	0.01%
Dexia Credit Local SA	EUR500,000	0.75%	25/1/2023	584,794	0.01%
Dexia Credit Local SA	EUR500,000	0.20%	16/3/2021	575,697	0.01%
BNP Paribas Fortis SA	EUR500,000	0.50%	23/9/2024	575,281	0.01%
Elia System Operator SA	EUR500,000	1.50%	5/9/2028	571,947	0.01%
Anheuser-Busch InBev SA	GBP500,000	2.85%	25/5/2037	565,565	0.00%
Kingdom of Belgium Government International Bond	USD550,000	1.63%	15/1/2020	544,588	0.00%
KBC Bank NV	EUR400,000	0.45%	22/1/2022	463,971	0.00%
KBC Bank NV	EUR400,000	0.38%	1/9/2022	462,633	0.00%
Brussels Airport Co. NV	EUR400,000	1.00%	3/5/2024	461,648	0.00%
Solvay Finance America LLC	USD425,000	3.40%	3/12/2020	422,575	0.00%
Anheuser-Busch InBev SA	EUR300,000	1.88%	20/1/2020	349,749	0.00%
Anheuser-Busch InBev SA	EUR300,000	2.75%	17/3/2036	344,641	0.00%
Dexia Credit Local SA	USD250,000	2.38%	20/9/2022	245,597	0.00%
Anheuser-Busch InBev SA	EUR200,000	2.25%	24/9/2020	236,597	0.00%
Dexia Credit Local SA	USD240,000	1.88%	15/9/2021	234,329	0.00%
Barry Callebaut Services NV	EUR200,000	2.38%	24/5/2024	233,405	0.00%
Elia System Operator SA^	EUR200,000	2.75%	5/9/2023	223,509	0.00%
Kingdom of Belgium Government International Bond	USD200,000	2.88%	18/9/2024	199,940	0.00%
FLUVIUS System Operator CVBA	EUR100,000	2.88%	9/10/2023	126,239	0.00%
Anheuser-Busch InBev SA	EUR100,000	2.70%	31/3/2026	123,787	0.00%
Proximus SADP	EUR100,000	2.38%	4/4/2024	123,763	0.00%
Solvay SA	EUR100,000	2.75%	2/12/2027	123,282	0.00%
Proximus SADP	EUR100,000	1.88%	1/10/2025	121,074	0.00%
Dexia Credit Local SA	EUR100,000	2.00%	22/1/2021	119,449	0.00%
Dexia Credit Local SA	EUR100,000	1.25%	26/11/2024	119,278	0.00%
Belfius Bank SA	EUR100,000	0.63%	14/10/2021	116,454	0.00%
Belfius Bank SA	EUR100,000	0.75%	10/2/2025	116,247	0.00%
KBC Bank NV	EUR100,000	0.75%	24/10/2027	113,995	0.00%
Koninklijke Ahold Delhaize NV	USD66,000	5.70%	1/10/2040	71,335	0.00%
Anheuser-Busch InBev SA	EUR50,000	2.88%	25/9/2024	62,748	0.00%
				136,497,102	1.22%
パ-ミュ-ダ 0.04% (2017: 0.08%)					
Allied World Assurance Co. Holdings Ltd.	USD1,775,000	4.35%	29/10/2025	1,723,014	0.02%
Bermuda Government International Bond	USD1,800,000	3.72%	25/1/2027	1,720,926	0.02%
PartnerRe Ireland Finance DAC	EUR242,000	1.25%	15/9/2026	264,603	0.00%
Bacardi Ltd.	USD175,000	5.30%	15/5/2048	157,705	0.00%
Bacardi Ltd.	USD100,000	5.15%	15/5/2038	91,935	0.00%
Bacardi Ltd.	USD100,000	2.75%	15/7/2026	85,436	0.00%
				4,043,619	0.04%
ブラジル 0.06% (2017: 0.09%)					
Embraer SA	USD1,475,000	5.15%	15/6/2022	1,522,030	0.01%
Vale Overseas Ltd.	USD744,000	4.38%	11/1/2022	756,090	0.01%
Vale Overseas Ltd.	USD720,000	5.88%	10/6/2021	756,000	0.01%

GTL Trade Finance, Inc./Gerdau Holdings, Inc.	USD600,000	5.89%	29/4/2024	621,750	0.01%
Suzano Austria GmbH	USD550,000	6.00%	15/1/2029	558,250	0.01%
Vale Overseas Ltd.	USD375,000	6.88%	10/11/2039	432,188	0.01%
Braskem America Finance Co.	USD200,000	7.13%	22/7/2041	217,500	0.00%
Vale Canada Ltd.	USD200,000	7.20%	15/9/2032	216,500	0.00%
Embraer Overseas Ltd.	USD200,000	5.70%	16/9/2023	208,492	0.00%
Raizen Fuels Finance SA	USD200,000	5.30%	20/1/2027	195,694	0.00%
Gerdau Trade, Inc.	USD200,000	4.88%	24/10/2027	189,250	0.00%

	元本	利率	償還日	公正価格 (米ドル)	純資産総額 比率
Suzano Austria GmbH	USD175,000	7.00%	16/3/2047	179,769	0.00%
Yamana Gold, Inc.	USD175,000	4.63%	15/12/2027	162,459	0.00%
GTL Trade Finance, Inc./Gerdau Holdings, Inc.	USD150,000	5.89%	29/4/2024	155,438	0.00%
Embraer Netherlands Finance BV	USD150,000	5.05%	15/6/2025	152,005	0.00%
Fibria Overseas Finance Ltd.	USD150,000	4.00%	14/1/2025	141,615	0.00%
Vale Overseas Ltd.	USD112,000	6.88%	21/11/2036	128,100	0.00%
Vale Overseas Ltd.	USD100,000	6.25%	10/8/2026	107,500	0.00%
Braskem Finance Ltd.	USD100,000	5.75%	15/4/2021	102,750	0.00%
Vale SA	USD100,000	5.63%	11/9/2042	100,250	0.00%
				6,903,630	0.06%

ブルガリア 0.02% (2017: 0.02%)

Bulgaria Government International Bond	EUR400,000	1.88%	21/3/2023	489,954	0.01%
Bulgaria Government International Bond	EUR400,000	2.00%	26/3/2022	486,176	0.01%
Bulgaria Government International Bond	EUR400,000	3.13%	26/3/2035	485,267	0.00%
Bulgaria Government International Bond	EUR100,000	2.95%	3/9/2024	129,776	0.00%
Bulgaria Government International Bond	EUR100,000	3.00%	21/3/2028	128,781	0.00%
				1,719,954	0.02%

カナダ 3.65% (2017: 3.62%)

Canadian Government Bond	CAD15,700,000	0.75%	1/9/2020	11,288,643	0.10%
Canada Housing Trust No 1	CAD8,000,000	1.75%	15/6/2022	5,777,068	0.05%
Canadian Government Bond	CAD7,425,000	3.50%	1/6/2020	5,561,955	0.05%
Canadian Government Bond	CAD5,132,000	5.00%	1/6/2037	5,380,371	0.05%
Canadian Government Bond	CAD7,265,000	2.00%	1/11/2020	5,331,993	0.05%
Province of Ontario Canada	EUR4,000,000	0.38%	14/6/2024	4,581,388	0.04%
Canadian Government Bond	CAD5,940,000	1.75%	1/8/2020	4,342,184	0.04%
Canadian Government Bond	CAD5,700,000	2.25%	1/6/2025	4,257,013	0.04%
Canadian Government Bond	CAD5,955,000	1.00%	1/9/2022	4,222,609	0.04%
Canadian Government Bond	CAD3,905,000	5.75%	1/6/2033	4,167,182	0.04%
Canadian Government Bond	CAD5,225,000	1.75%	1/5/2020	3,821,503	0.04%
Province of Ontario Canada	CAD4,950,000	3.15%	2/6/2022	3,719,459	0.03%
Canadian Government Bond	CAD3,840,000	3.50%	1/12/2045	3,553,785	0.03%
Province of Ontario Canada	CAD3,950,000	4.60%	2/6/2039	3,501,178	0.03%
Canadian Government Bond	CAD4,600,000	2.50%	1/6/2024	3,470,646	0.03%
Province of Ontario Canada	CAD4,460,000	3.45%	2/6/2045	3,406,554	0.03%
Canadian Government Bond	CAD4,550,000	1.50%	1/3/2020	3,318,655	0.03%
Canadian Government Bond	CAD3,996,000	2.75%	1/12/2048	3,288,552	0.03%
Canadian Government Bond	CAD4,832,000	1.00%	1/6/2027	3,278,281	0.03%

Canadian Government Bond	CAD4,130,000	3.25%	1/6/2021	3,121,540	0.03%
Canadian Government Bond	CAD4,095,000	0.75%	1/9/2021	2,911,414	0.03%
Province of Quebec Canada	CAD3,750,000	3.00%	1/9/2023	2,811,896	0.03%
Province of Ontario Canada	CAD3,575,000	3.50%	2/6/2024	2,741,872	0.03%
Canadian Government Bond	CAD2,766,000	5.75%	1/6/2029	2,739,045	0.03%
Canada Housing Trust No 1	CAD3,665,000	2.65%	15/3/2028	2,712,443	0.03%
Province of Ontario Canada	CAD3,950,000	2.80%	2/6/2048	2,676,184	0.03%
Province of Ontario Canada	CAD3,700,000	2.60%	2/6/2027	2,669,619	0.03%
Province of Quebec Canada	CAD3,400,000	3.50%	1/12/2048	2,660,728	0.02%
Province of Ontario Canada	CAD3,450,000	4.00%	2/6/2021	2,633,271	0.02%
Toronto-Dominion Bank	CAD3,650,000	1.68%	8/6/2021	2,615,397	0.02%
Province of Ontario Canada	CAD3,500,000	2.90%	2/6/2028	2,576,823	0.02%
Province of Quebec Canada	CAD3,305,000	3.50%	1/12/2045	2,566,711	0.02%
Province of Alberta Canada	EUR2,200,000	0.63%	18/4/2025	2,541,669	0.02%
Bank of Nova Scotia	GBP2,000,000	0.75%	14/9/2021	2,501,177	0.02%
Canada Housing Trust No 1	CAD3,385,000	1.25%	15/12/2020	2,443,530	0.02%
Bank of Nova Scotia	EUR2,100,000	0.50%	23/7/2020	2,424,093	0.02%
Province of Ontario Canada	CAD3,450,000	2.90%	2/12/2046	2,383,097	0.02%
Province of Ontario Canada	CAD2,625,000	4.65%	2/6/2041	2,364,845	0.02%
Canadian Government Bond	CAD3,150,000	1.25%	1/2/2020	2,292,318	0.02%
Bank of Nova Scotia	EUR2,000,000	0.50%	22/1/2025	2,283,177	0.02%
Canada Housing Trust No 1	CAD3,000,000	2.55%	15/12/2023	2,220,281	0.02%
Province of Quebec Canada	CAD2,980,000	2.75%	1/9/2028	2,176,831	0.02%
Canadian Government Bond	CAD2,245,000	4.00%	1/6/2041	2,167,959	0.02%
Province of Ontario Canada	CAD2,900,000	2.60%	2/6/2025	2,117,905	0.02%
Province of Ontario Canada	CAD2,750,000	3.50%	2/6/2043	2,113,421	0.02%
Air Canada 2017-1 Class AA Pass Through Trust	USD2,100,000	3.30%	15/1/2030	1,985,145	0.02%
Province of Quebec Canada	GBP1,500,000	1.50%	15/12/2023	1,913,182	0.02%
Canadian Government Bond	CAD2,505,000	0.75%	1/3/2021	1,790,989	0.02%

	元本	利率	償還日	公正価格 (米ドル)	純資産総額 比率
Province of Quebec Canada	CAD2,050,000	4.25%	1/12/2043	1,781,210	0.02%
Hydro-Quebec	CAD1,780,000	5.00%	15/2/2050	1,777,876	0.02%
Canada Housing Trust No 1	CAD2,400,000	1.25%	15/6/2021	1,723,807	0.02%
Province of Quebec Canada	CAD2,225,000	4.25%	1/12/2021	1,721,174	0.02%
Province of British Columbia Canada	USD1,795,000	2.25%	2/6/2026	1,715,792	0.02%
Canadian Government Bond	CAD2,330,000	1.75%	1/3/2023	1,696,355	0.02%
Province of Ontario Canada	USD1,700,000	2.25%	18/5/2022	1,665,346	0.02%
Province of Quebec Canada	CAD1,750,000	5.00%	1/12/2041	1,664,986	0.02%
Canadian Government Bond	CAD1,920,000	2.75%	1/12/2064	1,649,178	0.02%
Province of Quebec Canada	EUR1,400,000	0.88%	15/1/2025	1,644,620	0.02%
Canada Housing Trust No 1	CAD2,150,000	2.90%	15/6/2024	1,617,852	0.02%
Nutrien Ltd.	USD1,800,000	4.13%	15/3/2035	1,617,003	0.02%
Province of Quebec Canada	CAD2,200,000	2.75%	1/9/2027	1,611,953	0.02%
Husky Energy, Inc.	USD1,600,000	3.95%	15/4/2022	1,602,366	0.02%
Province of Alberta Canada	USD1,700,000	2.05%	17/8/2026	1,588,895	0.02%
Hydro-Quebec	CAD1,625,000	5.00%	15/2/2045	1,571,400	0.02%
Province of Ontario Canada	CAD1,600,000	5.60%	2/6/2035	1,545,292	0.01%
Province of Ontario Canada	CAD2,200,000	2.90%	2/6/2049	1,523,200	0.01%

Province of Ontario Canada	CAD2,000,000	2.85%	2/6/2023	1,487,875	0.01%
Toronto-Dominion Bank	USD1,500,000	2.55%	25/1/2021	1,484,844	0.01%
CPPIB Capital, Inc.	EUR1,250,000	1.50%	4/3/2033	1,481,438	0.01%
Province of Ontario Canada	CAD1,650,000	4.70%	2/6/2037	1,464,704	0.01%
Province of Ontario Canada	AUD2,000,000	3.10%	26/8/2025	1,424,114	0.01%
Export Development Canada	AUD2,000,000	2.40%	7/6/2021	1,413,321	0.01%
Canada Housing Trust No 1	CAD2,000,000	1.90%	15/9/2026	1,406,824	0.01%
Province of Quebec Canada	CAD1,900,000	2.75%	1/9/2025	1,403,090	0.01%
Canada Housing Trust No 1	CAD1,885,000	2.40%	15/12/2022	1,389,101	0.01%
Canadian Government Bond	CAD1,500,000	8.00%	1/6/2023	1,379,345	0.01%
Royal Bank of Canada	EUR1,200,000	0.13%	11/3/2021	1,377,418	0.01%
Canada Housing Trust No 1	CAD1,800,000	3.80%	15/6/2021	1,372,681	0.01%
Canadian Government Bond	CAD1,935,000	2.00%	1/12/2051	1,355,067	0.01%
Province of Ontario Canada	USD1,320,000	3.40%	17/10/2023	1,346,375	0.01%
Royal Bank of Canada	USD1,300,000	2.10%	14/10/2020	1,279,615	0.01%
Export Development Canada	GBP1,000,000	1.00%	15/12/2020	1,270,887	0.01%
Canada Housing Trust No 1	CAD1,700,000	2.65%	15/3/2022	1,264,557	0.01%
Royal Bank of Canada	GBP1,000,000	1.13%	22/12/2021	1,261,950	0.01%
Province of Quebec Canada	CAD1,600,000	3.75%	1/9/2024	1,246,718	0.01%
Province of Quebec Canada	CAD1,250,000	5.75%	1/12/2036	1,241,992	0.01%
Province of British Columbia Canada	CAD1,700,000	2.55%	18/6/2027	1,231,100	0.01%
Royal Bank of Canada	USD1,200,000	2.13%	2/3/2020	1,186,975	0.01%
Toronto-Dominion Bank	USD1,200,000	2.50%	18/1/2022	1,185,778	0.01%
Province of Ontario Canada	CAD1,200,000	6.20%	2/6/2031	1,173,106	0.01%
Ontario Teachers' Cadillac Fairview Properties Trust	USD1,170,000	3.13%	20/3/2022	1,157,511	0.01%
Canadian Imperial Bank of Commerce	EUR1,000,000	0.75%	22/3/2023	1,151,797	0.01%
Province of Ontario Canada	CAD1,190,000	5.85%	8/3/2033	1,150,784	0.01%
Bank of Nova Scotia	EUR1,000,000	0.25%	28/9/2022	1,146,815	0.01%
Royal Bank of Canada	EUR1,000,000	0.63%	10/9/2025	1,145,585	0.01%
Bank of Nova Scotia	EUR1,000,000	0.38%	6/4/2022	1,145,045	0.01%
Royal Bank of Canada	EUR1,000,000	0.25%	28/6/2023	1,141,777	0.01%
Province of Quebec Canada	EUR1,000,000	0.88%	5/7/2028	1,139,175	0.01%
Intact Financial Corp.	CAD1,600,000	2.85%	7/6/2027	1,120,433	0.01%
Province of Alberta Canada	CAD1,500,000	3.30%	1/12/2046	1,097,598	0.01%
Province of Quebec Canada	CAD1,100,000	6.25%	1/6/2032	1,094,604	0.01%
Canadian Government Bond	CAD1,480,000	2.00%	1/6/2028	1,086,648	0.01%
Province of Quebec Canada	CAD1,500,000	2.50%	1/9/2026	1,084,771	0.01%
Fortis, Inc.	CAD1,500,000	2.85%	12/12/2023	1,074,019	0.01%
Bank of Montreal	USD1,100,000	1.75%	15/6/2021	1,071,070	0.01%
Canada Housing Trust No 1	CAD1,500,000	1.15%	15/12/2021	1,068,429	0.01%
Bank of Nova Scotia	USD1,075,000	4.50%	16/12/2025	1,064,484	0.01%
Province of Ontario Canada	CAD1,445,000	2.60%	8/9/2023	1,063,680	0.01%
Toronto-Dominion Bank	CAD1,500,000	1.91%	18/7/2023	1,052,339	0.01%
Province of British Columbia Canada	CAD1,400,000	2.85%	18/6/2025	1,042,425	0.01%
HSBC Bank Canada	CAD1,450,000	2.17%	29/6/2022	1,030,659	0.01%
Rogers Communications, Inc.	USD1,000,000	4.10%	1/10/2023	1,019,054	0.01%
Province of Manitoba Canada	CAD1,150,000	4.65%	5/3/2040	1,009,386	0.01%
Hydro-Quebec	CAD965,000	6.50%	15/2/2035	1,005,506	0.01%
Province of Manitoba Canada	CAD1,380,000	2.60%	2/6/2027	990,482	0.01%

	USD1,000,000	2.75%	12/4/2027	972,033	0.01%
	元本	利率	償還日	公正価格 (米ドル)	純資産総額 比率
Province of Quebec Canada	USD1,000,000	2.75%	12/4/2027	972,033	0.01%
Province of Ontario Canada	USD975,000	2.50%	10/9/2021	966,737	0.01%
Ontario Teachers' Cadillac Fairview Properties Trust	USD970,000	3.88%	20/3/2027	961,136	0.01%
CPPIB Capital, Inc.	USD950,000	3.13%	25/9/2023	961,125	0.01%
Province of Ontario Canada	CAD950,000	7.60%	2/6/2027	945,152	0.01%
Province of Alberta Canada	CAD1,350,000	3.05%	1/12/2048	943,804	0.01%
Province of Alberta Canada	CAD1,305,000	1.35%	1/9/2021	933,928	0.01%
Province of British Columbia Canada	CAD1,000,000	5.70%	18/6/2029	919,981	0.01%
Province of Ontario Canada	EUR750,000	3.00%	28/9/2020	906,253	0.01%
TransCanada PipeLines Ltd.	CAD1,200,000	3.69%	19/7/2023	897,953	0.01%
Province of British Columbia Canada	CAD900,000	4.90%	18/6/2048	890,353	0.01%
Province of Quebec Canada	CAD950,000	5.00%	1/12/2038	884,770	0.01%
Canada Housing Trust No 1	CAD1,200,000	1.20%	15/6/2020	869,548	0.01%
Fortis, Inc.	USD950,000	3.06%	4/10/2026	867,615	0.01%
Province of Manitoba Canada	CAD1,150,000	3.25%	5/9/2029	859,646	0.01%
TransCanada PipeLines Ltd.	USD800,000	4.88%	15/1/2026	827,358	0.01%
Canada Housing Trust No 1	CAD1,100,000	3.75%	15/3/2020	822,906	0.01%
Province of British Columbia Canada	CAD1,100,000	2.70%	18/12/2022	815,698	0.01%
Hydro One, Inc.	CAD825,000	7.35%	3/6/2030	801,950	0.01%
Province of British Columbia Canada	CAD900,000	4.30%	18/6/2042	791,714	0.01%
Province of Ontario Canada	USD800,000	2.40%	8/2/2022	789,441	0.01%
Bank of Montreal	USD800,000	2.10%	15/6/2020	789,406	0.01%
Toronto-Dominion Bank	USD800,000	1.95%	2/4/2020	788,237	0.01%
Province of Ontario Canada	CAD850,000	9.50%	13/7/2022	770,744	0.01%
Canada Housing Trust No 1	CAD1,025,000	3.35%	15/12/2020	769,876	0.01%
Province of Ontario Canada	CAD1,075,000	2.40%	2/6/2026	769,847	0.01%
Province of Ontario Canada	CAD1,000,000	4.20%	2/6/2020	754,049	0.01%
Canadian Government Bond	CAD700,000	8.00%	1/6/2027	751,918	0.01%
Bank of Montreal ^	CAD1,050,000	2.57%	1/6/2027	747,685	0.01%
York University	CAD700,000	6.48%	7/3/2042	747,567	0.01%
Royal Bank of Canada ^	CAD1,000,000	3.31%	20/1/2026	733,585	0.01%
Canadian Government Bond	CAD700,000	9.00%	1/6/2025	730,500	0.01%
Export Development Canada	USD750,000	1.50%	26/5/2021	730,445	0.01%
Canada Housing Trust No 1	CAD1,000,000	1.45%	15/6/2020	727,281	0.01%
Province of Alberta Canada	CAD1,015,000	2.55%	1/6/2027	725,750	0.01%
Toronto-Dominion Bank	CAD1,000,000	2.05%	8/3/2021	722,836	0.01%
Royal Bank of Canada	CAD1,000,000	2.03%	15/3/2021	721,409	0.01%
Municipal Finance Authority of British Columbia	CAD1,000,000	2.50%	19/4/2026	717,850	0.01%
Canadian Imperial Bank of Commerce	CAD1,000,000	2.30%	11/7/2022	717,587	0.01%
PSP Capital, Inc.	CAD1,000,000	1.73%	21/6/2022	717,506	0.01%
Province of Alberta Canada	CAD900,000	3.90%	1/12/2033	716,448	0.01%
Canadian Imperial Bank of Commerce	CAD1,000,000	2.04%	21/3/2022	713,875	0.01%
Bank of Nova Scotia	CAD1,000,000	1.90%	2/12/2021	713,816	0.01%
Royal Bank of Canada	CAD1,000,000	1.97%	2/3/2022	713,443	0.01%
Inter Pipeline Ltd.	CAD1,000,000	3.48%	16/12/2026	707,219	0.01%
Province of Quebec Canada	CAD925,000	3.50%	1/12/2022	705,941	0.01%

Bank of Nova Scotia	CAD1,000,000	2.29%	28/6/2024	704,840	0.01%
Toronto-Dominion Bank	USD700,000	3.15%	17/9/2020	701,374	0.01%
Nutrien Ltd.	USD700,000	5.25%	15/1/2045	697,931	0.01%
Canada Government International Bond	USD705,000	2.00%	15/11/2022	689,073	0.01%
Province of Ontario Canada	CAD750,000	8.10%	8/9/2023	684,385	0.01%
Province of Ontario Canada	CAD700,000	6.50%	8/3/2029	672,965	0.01%
Hydro-Quebec	CAD725,000	9.63%	15/7/2022	660,484	0.01%
Hydro-Quebec	CAD625,000	6.00%	15/2/2040	657,760	0.01%
Bank of Montreal ^	USD700,000	3.80%	15/12/2032	650,786	0.01%
Enbridge, Inc.	USD650,000	4.25%	1/12/2026	640,708	0.01%
Bank of Montreal	USD650,000	2.50%	11/1/2022	640,506	0.01%
TransCanada PipeLines Ltd.	USD625,000	3.80%	1/10/2020	628,753	0.01%
University of Toronto	CAD750,000	4.25%	7/12/2051	620,823	0.01%
Province of British Columbia Canada	CAD825,000	3.20%	18/6/2044	615,023	0.01%
Hydro-Quebec	CAD700,000	4.00%	15/2/2055	607,295	0.01%
Bank of Montreal	CAD850,000	1.61%	28/10/2021	603,041	0.01%
Export Development Canada	USD600,000	2.75%	15/3/2023	602,043	0.01%
Export Development Canada	USD600,000	2.50%	24/1/2023	595,462	0.01%
Bank of Nova Scotia	CAD800,000	3.27%	11/1/2021	591,970	0.01%
Canada Housing Trust No 1	CAD800,000	2.35%	15/6/2023	587,653	0.01%
Royal Bank of Canada	CAD800,000	2.95%	1/5/2023	586,382	0.01%
Bank of Montreal	EUR500,000	0.75%	21/9/2022	584,315	0.01%
City of Montreal Canada	CAD750,000	4.50%	1/12/2021	582,258	0.01%

	元本	利率	償還日	公正価格 (米ドル)	純資産総額 比率
Toronto-Dominion Bank	USD580,000	3.25%	11/6/2021	581,491	0.01%
Province of Alberta Canada	CAD825,000	2.20%	1/6/2026	580,399	0.01%
Province of Quebec Canada	USD600,000	2.50%	20/4/2026	580,227	0.01%
Bank of Nova Scotia	CAD800,000	3.10%	2/2/2028	580,226	0.01%
Canada Housing Trust No 1	CAD780,000	2.65%	15/12/2028	577,342	0.01%
Hydro-Quebec	CAD600,000	6.00%	15/8/2031	577,178	0.01%
Toronto-Dominion Bank	EUR500,000	0.38%	12/1/2021	576,878	0.01%
Federation des Caisses Desjardins du Quebec	EUR500,000	0.38%	30/5/2023	573,324	0.01%
Canadian Natural Resources Ltd.	USD500,000	6.75%	1/2/2039	572,005	0.01%
Bank of Nova Scotia^	CAD800,000	2.58%	30/3/2027	570,426	0.01%
Canada Housing Trust No 1	CAD800,000	1.95%	15/12/2025	568,001	0.01%
Province of New Brunswick Canada	CAD750,000	4.50%	2/6/2020	567,508	0.01%
Province of Alberta Canada	CAD750,000	3.45%	1/12/2043	563,016	0.01%
Canadian Government Bond	CAD800,000	0.50%	1/3/2022	561,084	0.01%
Province of New Brunswick Canada	CAD800,000	2.35%	14/8/2027	561,002	0.01%
Rogers Communications, Inc.	CAD750,000	4.00%	13/3/2024	560,133	0.01%
CDP Financial, Inc.	USD550,000	3.15%	24/7/2024	553,969	0.01%
Province of British Columbia Canada	CAD585,000	4.95%	18/6/2040	553,000	0.01%
Canada Housing Trust No 1	CAD750,000	2.35%	15/9/2023	550,529	0.01%
Encana Corp.	USD500,000	6.63%	15/8/2037	534,815	0.01%
Province of Manitoba Canada	CAD800,000	2.85%	5/9/2046	532,851	0.01%
Province of Manitoba Canada	USD548,000	2.10%	6/9/2022	532,666	0.01%
Emera US Finance LP	USD550,000	4.75%	15/6/2046	527,922	0.01%
Province of Alberta Canada	CAD700,000	2.55%	15/12/2022	514,857	0.01%

Bank of Montreal ^	CAD700,000	3.32%	1/6/2026	513,663	0.01%
OMERS Realty Corp.	CAD700,000	3.24%	4/10/2027	513,417	0.01%
Royal Bank of Canada	USD500,000	4.65%	27/1/2026	511,595	0.01%
Canadian Natural Resources Ltd.	CAD700,000	2.89%	14/8/2020	510,901	0.01%
HSBC Bank Canada	CAD700,000	2.45%	29/1/2021	507,892	0.01%
407 International, Inc.	CAD600,000	4.68%	7/10/2053	506,200	0.01%
Province of Saskatchewan Canada	CAD700,000	2.65%	2/6/2027	506,021	0.01%
AltaLink LP	CAD600,000	4.87%	15/11/2040	505,014	0.01%
Ontario Teachers' Finance Trust	USD505,000	2.75%	16/4/2021	504,776	0.01%
Bank of Montreal	CAD700,000	2.12%	16/3/2022	501,778	0.01%
Hydro One, Inc.	CAD700,000	2.77%	24/2/2026	498,918	0.01%
Province of Ontario Canada	USD500,000	2.55%	12/2/2021	497,906	0.01%
Province of Alberta Canada	CAD675,000	2.65%	1/9/2023	497,507	0.01%
Royal Bank of Canada	CAD700,000	1.58%	13/9/2021	497,078	0.01%
CU, Inc.	CAD600,000	4.59%	24/10/2061	496,078	0.01%
Province of Quebec Canada	USD500,000	2.38%	31/1/2022	494,060	0.01%
Cenovus Energy, Inc.	USD500,000	6.75%	15/11/2039	493,125	0.01%
National Bank of Canada	USD500,000	2.15%	12/6/2020	492,795	0.01%
Bank of Nova Scotia	USD500,000	2.70%	7/3/2022	489,118	0.01%
Methanex Corp.	USD500,000	4.25%	1/12/2024	484,777	0.01%
Bank of Montreal	USD500,000	1.90%	27/8/2021	483,861	0.01%
TransCanada Pipelines Ltd.	USD500,000	2.50%	1/8/2022	481,068	0.01%
Royal Bank of Canada	CAD650,000	2.86%	4/3/2021	477,782	0.01%
Canadian Imperial Bank of Commerce^	CAD650,000	3.42%	26/1/2026	477,496	0.01%
Toronto-Dominion Bank	USD475,000	3.00%	11/6/2020	475,260	0.01%
Toronto-Dominion Bank^	USD500,000	3.63%	15/9/2031	472,592	0.01%
Enbridge, Inc.	CAD700,000	4.24%	27/8/2042	471,278	0.01%
Canadian Imperial Bank of Commerce^	CAD650,000	3.45%	4/4/2028	469,392	0.01%
Royal Bank of Canada	CAD650,000	2.36%	5/12/2022	467,207	0.01%
Aeroports de Montreal	CAD500,000	5.67%	16/10/2037	466,935	0.01%
TELUS Corp.	CAD650,000	2.35%	28/3/2022	463,871	0.01%
Bank of Nova Scotia	USD465,000	2.80%	21/7/2021	459,925	0.01%
Province of Saskatchewan Canada	CAD500,000	5.75%	5/3/2029	454,785	0.01%
Province of New Brunswick Canada	CAD600,000	3.55%	3/6/2043	449,047	0.01%
OMERS Realty Corp.	CAD600,000	3.33%	5/6/2025	444,948	0.01%
Canada Housing Trust No 1	CAD600,000	2.55%	15/3/2025	443,164	0.01%
HSBC Bank Canada	CAD600,000	2.94%	14/1/2020	440,797	0.01%
Toronto-Dominion Bank^	CAD600,000	2.98%	30/9/2025	439,048	0.01%
Ontario Teachers' Finance Trust	USD450,000	2.13%	19/9/2022	438,614	0.01%
Caisse Centrale Desjardins	CAD600,000	1.75%	2/3/2020	435,376	0.01%
Shaw Communications, Inc.	CAD500,000	6.75%	9/11/2039	434,456	0.01%
Alimentation Couche-Tard, Inc.	CAD600,000	3.60%	2/6/2025	433,447	0.01%
Bank of Montreal	CAD600,000	1.88%	31/3/2021	431,602	0.01%
Bank of Montreal	CAD600,000	2.27%	11/7/2022	430,688	0.01%

	元本	利率	償還日	公正価格 (米ドル)	純資産総額 比率
CT	CAD600,000	3.53%	9/6/2025	429,476	0.01%
Province of Manitoba Canada	CAD500,000	4.40%	5/3/2042	427,596	0.00%
TELUS Corp.	CAD600,000	4.70%	6/3/2048	426,827	0.00%

North West Redwater Partnership/NWR Financing Co., Ltd.	CAD600,000	2.10%	23/2/2022	426,137	0.00%
Province of Saskatchewan Canada	CAD640,000	2.75%	2/12/2046	423,947	0.00%
SmartCentres	CAD600,000	3.44%	28/8/2026	420,013	0.00%
Sun Life Financial, Inc.^	CAD500,000	5.40%	29/5/2042	417,550	0.00%
Bell Canada, Inc.	CAD600,000	4.45%	27/2/2047	412,888	0.00%
Export Development Canada	USD415,000	2.00%	30/11/2020	410,085	0.00%
Encana Corp.	USD375,000	6.50%	15/8/2034	403,265	0.00%
Province of British Columbia Canada	CAD575,000	2.80%	18/6/2048	398,421	0.00%
Ontario Electricity Financial Corp.	CAD450,000	10.13%	15/10/2021	398,341	0.00%
North West Redwater Partnership/NWR Financing Co., Ltd.	CAD500,000	4.75%	1/6/2037	397,163	0.00%
Province of Quebec Canada	USD400,000	2.63%	13/2/2023	396,406	0.00%
Royal Bank of Canada	USD400,000	2.50%	19/1/2021	395,519	0.00%
Bank of Nova Scotia	USD400,000	2.35%	21/10/2020	394,779	0.00%
Federation des Caisses Desjardins du Quebec	USD400,000	2.25%	30/10/2020	393,238	0.00%
Toronto-Dominion Bank^	CAD500,000	4.86%	4/3/2031	387,454	0.00%
City of Toronto Canada	CAD500,000	3.90%	29/9/2023	386,264	0.00%
Municipal Finance Authority of British Columbia	CAD500,000	4.15%	1/6/2021	382,373	0.00%
TransCanada Pipelines Ltd.	CAD530,000	4.55%	15/11/2041	380,825	0.00%
SSL Finance, Inc.	CAD500,000	4.10%	31/10/2045	379,719	0.00%
Province of Manitoba Canada	CAD500,000	3.30%	2/6/2024	379,144	0.00%
Province of Quebec Canada	USD375,000	2.75%	25/8/2021	375,097	0.00%
Toronto-Dominion Bank	CAD500,000	3.23%	24/7/2024	370,772	0.00%
NAV Canada	CAD500,000	3.53%	23/2/2046	370,559	0.00%
Province of Newfoundland and Labrador Canada	CAD500,000	3.00%	2/6/2026	369,403	0.00%
Province of Saskatchewan Canada	CAD500,000	3.30%	2/6/2048	368,960	0.00%
Toronto-Dominion Bank	CAD500,000	3.01%	30/5/2023	368,594	0.00%
Suncor Energy, Inc.	CAD500,000	4.34%	13/9/2046	366,463	0.00%
City of Montreal Canada	CAD500,000	3.50%	1/12/2038	365,808	0.00%
TELUS Corp.	CAD500,000	4.85%	5/4/2044	364,307	0.00%
Cameco Corp.	CAD500,000	4.19%	24/6/2024	363,183	0.00%
Pembina Pipeline Corp.	CAD500,000	3.54%	3/2/2025	363,029	0.00%
Bank of Montreal	CAD500,000	2.10%	6/10/2020	362,802	0.00%
Province of Newfoundland & Labrador Canada	CAD500,000	1.75%	24/3/2021	362,491	0.00%
John Deere Canada Funding, Inc.	CAD500,000	2.05%	17/9/2020	362,117	0.00%
Bell Canada, Inc.	CAD500,000	4.75%	29/9/2044	361,070	0.00%
Choice Properties	CAD500,000	4.18%	8/3/2028	360,525	0.00%
Canadian Imperial Bank of Commerce	CAD500,000	1.90%	26/4/2021	359,057	0.00%
Province of Alberta Canada	CAD500,000	2.35%	1/6/2025	358,731	0.00%
Emera, Inc.	CAD500,000	2.90%	16/6/2023	358,017	0.00%
Toyota Credit Canada, Inc.	CAD500,000	2.02%	28/2/2022	356,234	0.00%
TransCanada PipeLines Ltd.	USD325,000	6.20%	15/10/2037	356,194	0.00%
Bank of Montreal	CAD500,000	2.70%	9/12/2026	355,649	0.00%
First Capital Realty, Inc.	CAD500,000	3.60%	6/5/2026	354,931	0.00%
Bank of Nova Scotia	CAD500,000	2.62%	2/12/2026	353,632	0.00%
Pembina Pipeline Corp.	CAD500,000	4.81%	25/3/2044	351,929	0.00%
Province of Nova Scotia Canada	CAD450,000	3.50%	2/6/2062	351,750	0.00%
Husky Energy, Inc.	CAD500,000	3.60%	10/3/2027	351,281	0.00%

Royal Bank of Canada	EUR300,000	0.50%	16/12/2020	347,009	0.00%
Brookfield Renewable Partners ULC	CAD500,000	3.63%	15/1/2027	346,273	0.00%
CPPIB Capital, Inc.	USD350,000	2.25%	25/1/2022	344,814	0.00%
Toronto-Dominion Bank	EUR300,000	0.25%	27/4/2022	344,713	0.00%
Province of Quebec Canada	USD250,000	7.50%	15/9/2029	344,650	0.00%
Enbridge Gas Distribution, Inc.	CAD500,000	3.51%	29/11/2047	343,681	0.00%
Toronto Hydro Corp.	CAD450,000	4.08%	16/9/2044	342,528	0.00%
Labrador-Island Link Funding Trust	CAD400,000	3.85%	1/12/2053	341,570	0.00%
TransCanada PipeLines Ltd.	CAD500,000	4.18%	3/7/2048	338,779	0.00%
Canadian Natural Resources Ltd.	USD350,000	4.95%	1/6/2047	338,035	0.00%
Province of Newfoundland and Labrador Canada	CAD475,000	3.30%	17/10/2046	335,592	0.00%
Province of British Columbia Canada	CAD445,000	3.25%	18/12/2021	335,441	0.00%
OPB Finance Trust	CAD450,000	2.90%	24/5/2023	331,665	0.00%
Province of Quebec Canada	CAD350,000	6.00%	1/10/2029	329,361	0.00%
Nutrien Ltd.	USD300,000	6.13%	15/1/2041	329,014	0.00%
Toronto-Dominion Bank^	CAD450,000	3.59%	14/9/2028	327,896	0.00%
Province of British Columbia Canada	CAD430,000	3.70%	18/12/2020	324,600	0.00%
Province of Newfoundland and Labrador Canada	CAD425,000	3.70%	17/10/2048	323,598	0.00%

	元本	利率	償還日	公正価格 (米ドル)	純資産総額 比率
CPPIB Capital, Inc.	USD325,000	2.38%	29/1/2021	322,839	0.00%
PSP Capital Inc	CAD425,000	3.29%	4/4/2024	322,811	0.00%
TransCanada PipeLines Ltd.	USD300,000	5.85%	15/3/2036	319,816	0.00%
Province of Manitoba Canada	CAD450,000	3.15%	5/9/2052	316,664	0.00%
AltaGas Ltd.	CAD500,000	4.50%	15/8/2044	314,596	0.00%
Air Canada 2015-1 Class A Pass Through Trust	USD328,223	3.60%	15/3/2027	314,274	0.00%
TransCanada PipeLines Ltd.	USD300,000	5.60%	31/3/2034	310,823	0.00%
Canadian Pacific Railway Co.	USD265,000	5.95%	15/5/2037	310,077	0.00%
Province of New Brunswick Canada	CAD350,000	4.80%	26/9/2039	309,293	0.00%
Canadian Government Bond	CAD410,000	2.75%	1/6/2022	308,782	0.00%
Province of Quebec Canada	CAD400,000	4.50%	1/12/2020	306,062	0.00%
North West Redwater Partnership/NWR Financing Co., Ltd.	CAD425,000	4.05%	22/7/2044	303,266	0.00%
Province of Saskatchewan Canada	CAD400,000	3.20%	3/6/2024	302,223	0.00%
Rogers Communications, Inc.	CAD350,000	6.11%	25/8/2040	300,027	0.00%
Ontario Electricity Financial Corp.	CAD300,000	9.00%	26/5/2025	299,545	0.00%
Province of British Columbia Canada	CAD300,000	6.35%	18/6/2031	298,972	0.00%
Province of Quebec Canada	USD300,000	2.88%	16/10/2024	298,867	0.00%
Goldcorp, Inc.	USD300,000	3.70%	15/3/2023	297,136	0.00%
Royal Bank of Canada	USD300,000	1.88%	5/2/2020	296,834	0.00%
City of Toronto Canada	CAD425,000	2.40%	7/6/2027	296,784	0.00%
TELUS Corp.	CAD400,000	3.75%	17/1/2025	296,313	0.00%
Royal Bank of Canada	USD300,000	2.75%	1/2/2022	295,655	0.00%
Province of Alberta Canada	USD300,000	1.75%	26/8/2020	294,912	0.00%
Hydro One, Inc.	CAD300,000	6.93%	1/6/2032	293,191	0.00%
Bell Canada, Inc.	CAD400,000	3.00%	3/10/2022	290,130	0.00%
Enbridge Pipelines, Inc.	CAD400,000	4.55%	29/9/2045	290,022	0.00%
Province of Alberta Canada	CAD400,000	2.90%	20/9/2029	289,955	0.00%

Rogers Communications, Inc.	USD300,000	4.30%	15/2/2048	286,514	0.00%
Province of Newfoundland & Labrador Canada	CAD300,000	5.70%	17/10/2035	283,399	0.00%
FortisAlberta, Inc.	CAD300,000	6.22%	31/10/2034	282,929	0.00%
Manulife Financial Corp.	USD280,000	4.15%	4/3/2026	282,652	0.00%
CPPIB Capital, Inc.	CAD380,000	3.00%	15/6/2028	282,123	0.00%
Great-West Lifeco, Inc.	CAD300,000	6.00%	16/11/2039	280,862	0.00%
Saputo, Inc.	CAD400,000	1.94%	13/6/2022	280,003	0.00%
Brookfield Finance, Inc.	USD300,000	4.70%	20/9/2047	279,816	0.00%
IGM Financial, Inc.	CAD400,000	4.12%	9/12/2047	278,211	0.00%
Union Gas Ltd.	CAD400,000	3.59%	22/11/2047	275,601	0.00%
Greater Toronto Airports Authority	CAD300,000	5.30%	25/2/2041	275,010	0.00%
Province of Nova Scotia Canada	CAD300,000	4.90%	1/6/2035	267,713	0.00%
Barrick North America Finance LLC	USD250,000	5.75%	1/5/2043	267,009	0.00%
Barrick North America Finance LLC	USD250,000	5.70%	30/5/2041	265,359	0.00%
Petro-Canada	USD225,000	6.80%	15/5/2038	263,101	0.00%
TELUS Corp.	CAD350,000	3.75%	10/3/2026	257,877	0.00%
British Columbia Ferry Services, Inc.	CAD300,000	4.70%	23/10/2043	257,322	0.00%
Royal Bank of Canada	CAD350,000	1.92%	17/7/2020	253,682	0.00%
Cenovus Energy, Inc.	USD300,000	5.20%	15/9/2043	253,500	0.00%
Muskat Falls/Labrador Transmission Assets Funding Trust	CAD300,000	3.86%	1/12/2048	253,131	0.00%
Financement-Quebec	CAD275,000	5.25%	1/6/2034	252,159	0.00%
Canadian Imperial Bank of Commerce	USD250,000	3.50%	13/9/2023	250,678	0.00%
Province of British Columbia Canada	CAD350,000	2.95%	18/6/2050	250,325	0.00%
Bank of Montreal	USD250,000	3.10%	13/7/2020	249,186	0.00%
CU, Inc.	CAD300,000	4.72%	9/9/2043	249,111	0.00%
Province of Manitoba Canada	CAD300,000	4.05%	5/9/2045	246,776	0.00%
WestJet Airlines Ltd.	USD250,000	3.50%	16/6/2021	246,707	0.00%
Alimentation Couche-Tard, Inc.	USD255,000	2.70%	26/7/2022	246,325	0.00%
Schlumberger Finance Canada Ltd.	USD250,000	2.20%	20/11/2020	244,843	0.00%
Canadian Imperial Bank of Commerce	USD250,000	2.35%	27/7/2022	244,558	0.00%
TransCanada PipeLines Ltd.	USD250,000	4.88%	15/5/2048	244,416	0.00%
Suncor Energy, Inc.	USD200,000	6.85%	1/6/2039	243,461	0.00%
CU, Inc.	CAD300,000	4.54%	24/10/2041	242,142	0.00%
Enbridge, Inc.	USD250,000	2.90%	15/7/2022	241,758	0.00%
City of Montreal Canada	CAD300,000	4.10%	1/12/2034	237,887	0.00%
Cenovus Energy, Inc.	USD275,000	5.40%	15/6/2047	237,531	0.00%
Regional Municipality of York	CAD300,000	4.00%	31/5/2032	236,787	0.00%
Province of Quebec Canada	USD200,000	7.50%	15/7/2023	236,782	0.00%
Muskat Falls/Labrador Transmission Assets Funding Trust	CAD300,000	3.63%	1/6/2029	235,710	0.00%
Nutrien Ltd.	USD250,000	3.38%	15/3/2025	235,100	0.00%
Province of Saskatchewan Canada	CAD260,000	4.75%	1/6/2040	234,004	0.00%
	元本	利率	償還日	公正価格 (米ドル)	純資産総額 比率
Manulife Finance Delaware LP^	CAD300,000	5.06%	15/12/2041	233,608	0.00%
Bank of Nova Scotia	EUR200,000	0.75%	17/9/2021	233,252	0.00%
Bank of Montreal	EUR200,000	0.38%	5/8/2020	230,445	0.00%
Nutrien Ltd.	USD250,000	3.00%	1/4/2025	230,403	0.00%

Bank of Montreal ^	USD230,000	4.34%	5/10/2028	229,193	0.00%
Province of Nova Scotia Canada	CAD300,000	3.45%	1/6/2045	227,743	0.00%
407 International, Inc.	CAD250,000	5.75%	14/2/2036	227,035	0.00%
Brookfield Asset Management, Inc.	CAD300,000	4.54%	31/3/2023	226,896	0.00%
Province of Ontario Canada	CAD250,000	7.50%	7/2/2024	225,626	0.00%
AltaLink LP	CAD300,000	3.99%	30/6/2042	224,266	0.00%
OMERS Realty Corp.	CAD300,000	3.36%	5/6/2023	223,537	0.00%
Canadian Natural Resources Ltd.	USD200,000	6.50%	15/2/2037	222,720	0.00%
Bruce Power LP	CAD300,000	4.01%	21/6/2029	220,732	0.00%
TransCanada PipeLines Ltd.	USD200,000	6.10%	1/6/2040	220,304	0.00%
Royal Bank of Canada	CAD300,000	3.30%	26/9/2023	220,302	0.00%
Canadian Natural Resources Ltd.	USD200,000	6.25%	15/3/2038	219,869	0.00%
Brookfield Infrastructure Finance ULC	CAD300,000	3.45%	11/3/2022	219,465	0.00%
Cenovus Energy, Inc.	USD250,000	5.25%	15/6/2037	218,750	0.00%
Province of Alberta Canada	CAD300,000	2.90%	1/12/2028	218,518	0.00%
Nutrien Ltd.	USD200,000	5.88%	1/12/2036	218,276	0.00%
Canada Housing Trust No 1	CAD300,000	2.25%	15/12/2025	217,189	0.00%
Canadian Imperial Bank of Commerce	CAD300,000	2.47%	5/12/2022	216,043	0.00%
Canadian Western Bank	CAD300,000	2.92%	15/12/2022	215,529	0.00%
RioCan	CAD300,000	3.29%	12/2/2024	215,377	0.00%
National Bank of Canada	CAD300,000	2.11%	18/3/2022	214,347	0.00%
City of Ottawa Ontario	CAD310,000	3.10%	27/7/2048	211,471	0.00%
Province of New Brunswick Canada	CAD235,000	4.80%	3/6/2041	209,286	0.00%
Province of New Brunswick Canada	CAD300,000	3.10%	14/8/2048	207,384	0.00%
Greater Toronto Airports Authority	CAD200,000	6.98%	15/10/2032	204,052	0.00%
Thomson Reuters Corp.	USD200,000	4.30%	23/11/2023	203,721	0.00%
Fair Hydro Trust	CAD275,000	3.36%	15/5/2033	203,369	0.00%
Fairfax Financial Holdings Ltd.	USD210,000	4.85%	17/4/2028	202,311	0.00%
Hydro One, Inc.	CAD250,000	4.59%	9/10/2043	201,719	0.00%
TransCanada PipeLines Ltd.	USD200,000	5.10%	15/3/2049	200,581	0.00%
Plenary Properties LTAP LP	CAD212,753	6.29%	31/1/2044	200,075	0.00%
Royal Bank of Canada	USD200,000	3.20%	30/4/2021	200,005	0.00%
Bank of Montreal	USD200,000	3.10%	13/4/2021	199,911	0.00%
Magna International, Inc.	USD200,000	3.63%	15/6/2024	199,791	0.00%
Ontario Electricity Financial Corp.	CAD200,000	8.25%	22/6/2026	199,302	0.00%
TransCanada PipeLines Ltd.	USD165,000	7.25%	15/8/2038	198,908	0.00%
Brookfield Finance LLC	USD200,000	4.00%	1/4/2024	198,440	0.00%
Goldcorp, Inc.	USD200,000	5.45%	9/6/2044	198,337	0.00%
Province of Newfoundland and Labrador Canada	CAD230,000	4.65%	17/10/2040	198,247	0.00%
TransCanada PipeLines Ltd.	USD200,000	4.25%	15/5/2028	198,135	0.00%
Bank of Nova Scotia	USD200,000	2.15%	14/7/2020	197,357	0.00%
Toronto-Dominion Bank	USD200,000	2.25%	15/3/2021	197,249	0.00%
Canadian Imperial Bank of Commerce	USD200,000	2.10%	5/10/2020	196,135	0.00%
National Bank of Canada	USD200,000	2.20%	2/11/2020	195,980	0.00%
Canadian Pacific Railway Co.	CAD200,000	6.45%	17/11/2039	194,793	0.00%
Province of Alberta Canada	CAD275,000	3.10%	1/6/2050	194,455	0.00%
TransCanada PipeLines Ltd.	USD200,000	4.75%	15/5/2038	194,052	0.00%
Province of Ontario Canada	USD200,000	2.50%	27/4/2026	192,882	0.00%
Province of New Brunswick Canada	CAD250,000	3.65%	3/6/2024	192,698	0.00%

Province of Nova Scotia Canada	CAD200,000	5.80%	1/6/2033	192,382	0.00%
Fortis, Inc.	USD200,000	2.10%	4/10/2021	191,799	0.00%
Canadian Natural Resources Ltd.	USD200,000	2.95%	15/1/2023	191,471	0.00%
City of Toronto Canada	CAD250,000	3.80%	13/12/2042	191,459	0.00%
Canadian National Railway Co.	USD200,000	2.75%	1/3/2026	191,105	0.00%
FortisBC Energy, Inc.	CAD200,000	6.05%	15/2/2038	190,267	0.00%
Canadian Natural Resources Ltd.	USD200,000	3.85%	1/6/2027	188,880	0.00%
Province of Manitoba Canada	CAD250,000	3.45%	5/3/2063	187,961	0.00%
Brookfield Finance, Inc.	USD200,000	3.90%	25/1/2028	187,933	0.00%
Province of Saskatchewan Canada	CAD250,000	3.40%	3/2/2042	187,138	0.00%
Alimentation Couche-Tard, Inc.	USD200,000	3.55%	26/7/2027	186,400	0.00%
Thomson Reuters Corp.	USD200,000	3.35%	15/5/2026	186,112	0.00%
Canadian Imperial Bank of Commerce	CAD250,000	3.30%	26/5/2025	185,508	0.00%
Province of New Brunswick Canada	USD180,000	3.63%	24/2/2028	185,210	0.00%
CPPIB Capital, Inc.	CAD255,000	1.40%	4/6/2020	184,984	0.00%

	元本	利率	償還日	公正価格 (米ドル)	純資産総額 比率
Bell Canada, Inc.	CAD250,000	3.25%	17/6/2020	184,125	0.00%
Rogers Communications, Inc.	USD175,000	5.00%	15/3/2044	181,880	0.00%
Province of Nova Scotia Canada	CAD200,000	4.70%	1/6/2041	180,274	0.00%
TELUS Corp.	USD195,000	2.80%	16/2/2027	179,856	0.00%
407 International, Inc.	CAD250,000	3.60%	21/5/2047	175,999	0.00%
Province of Nova Scotia Canada	CAD230,000	4.10%	1/6/2021	175,937	0.00%
Hydro One, Inc.	CAD200,000	5.36%	20/5/2036	175,641	0.00%
Canada Post Corp.	CAD200,000	4.36%	16/7/2040	174,746	0.00%
Province of Nova Scotia Canada	CAD200,000	4.40%	1/6/2042	173,933	0.00%
Province of British Columbia Canada	CAD180,000	5.40%	18/6/2035	171,963	0.00%
Province of New Brunswick Canada	CAD200,000	4.65%	26/9/2035	170,696	0.00%
Enbridge, Inc.	USD180,000	3.70%	15/7/2027	170,671	0.00%
Bell Canada, Inc.	USD175,000	4.46%	1/4/2048	170,063	0.00%
Province of New Brunswick Canada	CAD200,000	4.55%	26/3/2037	169,808	0.00%
Schlumberger Finance Canada Ltd.	USD175,000	2.65%	20/11/2022	169,718	0.00%
Metro, Inc.	CAD200,000	5.97%	15/10/2035	169,455	0.00%
Labrador-Island Link Funding Trust	CAD200,000	3.86%	1/12/2045	166,733	0.00%
Emera US Finance LP	USD175,000	3.55%	15/6/2026	164,933	0.00%
Manulife Financial Corp. ^	USD175,000	4.06%	24/2/2032	164,712	0.00%
Petro-Canada	USD150,000	5.95%	15/5/2035	164,010	0.00%
Province of Manitoba Canada	CAD200,000	4.10%	5/3/2041	163,731	0.00%
Petro-Canada	USD150,000	5.35%	15/7/2033	163,726	0.00%
Manulife Financial Corp.	USD150,000	5.38%	4/3/2046	162,985	0.00%
Province of Saskatchewan Canada	CAD200,000	3.90%	2/6/2045	162,771	0.00%
City of Montreal Canada	CAD200,000	4.25%	1/12/2032	161,655	0.00%
Brookfield Asset Management, Inc.	CAD200,000	5.95%	14/6/2035	161,325	0.00%
Province of Saskatchewan Canada	CAD225,000	3.10%	2/6/2050	160,047	0.00%
Fairfax Financial Holdings Ltd.	CAD200,000	5.84%	14/10/2022	158,565	0.00%
TransCanada Pipelines Ltd.	USD160,000	5.00%	16/10/2043	157,070	0.00%
Province of New Brunswick Canada	CAD200,000	3.80%	14/8/2045	156,196	0.00%
Municipal Finance Authority of British Columbia	CAD210,000	2.80%	3/12/2023	155,398	0.00%
Hydro-Quebec	CAD150,000	6.50%	16/1/2035	155,119	0.00%

Loblaw Cos Ltd.	CAD200,000	4.86%	12/9/2023	154,699	0.00%
Manulife Financial Corp.	USD150,000	4.90%	17/9/2020	154,117	0.00%
Maritime Link Financing Trust	CAD200,000	3.50%	1/12/2052	153,037	0.00%
Cenovus Energy, Inc.	USD200,000	4.45%	15/9/2042	153,000	0.00%
Bell Canada, Inc.	CAD200,000	4.95%	19/5/2021	152,615	0.00%
Union Gas Ltd.	CAD200,000	4.20%	2/6/2044	152,599	0.00%
AltaLink LP	CAD200,000	3.67%	6/11/2023	152,563	0.00%
Hydro One, Inc.	CAD200,000	4.17%	6/6/2044	151,907	0.00%
CU, Inc.	CAD200,000	4.09%	2/9/2044	151,625	0.00%
Capital City Link General Partnership	CAD193,937	4.39%	31/3/2046	151,617	0.00%
TransCanada PipeLines Ltd.	USD150,000	3.75%	16/10/2023	149,682	0.00%
Teranet Holdings LP	CAD200,000	5.75%	17/12/2040	147,720	0.00%
Rogers Communications, Inc.	USD150,000	3.00%	15/3/2023	147,160	0.00%
HSBC Bank Canada	CAD200,000	3.25%	15/9/2023	146,607	0.00%
Canadian Western Bank	CAD200,000	2.75%	29/6/2020	145,884	0.00%
Emera US Finance LP	USD150,000	2.70%	15/6/2021	145,873	0.00%
Magna International, Inc.	CAD200,000	3.10%	15/12/2022	145,415	0.00%
TransAlta Corp.	USD150,000	4.50%	15/11/2022	145,094	0.00%
Export Development Canada	USD150,000	1.38%	21/10/2021	144,992	0.00%
Sun Life Financial, Inc.^	CAD200,000	3.05%	19/9/2028	144,794	0.00%
Hydro-Quebec	USD100,000	8.50%	1/12/2029	144,045	0.00%
Manulife Financial Corp.^	CAD200,000	3.05%	20/8/2029	142,541	0.00%
Province of Ontario Canada	CAD200,000	1.35%	8/3/2022	142,220	0.00%
H&R	CAD200,000	3.37%	30/1/2024	141,977	0.00%
Hydro One, Inc.	CAD200,000	3.72%	18/11/2047	141,807	0.00%
National Bank of Canada	CAD200,000	1.96%	30/6/2022	141,699	0.00%
Laurentian Bank of Canada	CAD200,000	3.00%	12/9/2022	140,744	0.00%
Province of Nova Scotia Canada	CAD200,000	2.10%	1/6/2027	138,850	0.00%
Province of Newfoundland and Labrador Canada	CAD150,000	6.15%	17/4/2028	137,449	0.00%
Province of British Columbia Canada	CAD150,000	4.70%	18/6/2037	135,023	0.00%
Suncor Energy, Inc.	USD150,000	4.00%	15/11/2047	134,264	0.00%
Nova Scotia Power, Inc.	CAD150,000	5.61%	15/6/2040	133,988	0.00%
Rogers Communications, Inc.	USD100,000	7.50%	15/8/2038	132,512	0.00%
Newfoundland & Labrador Hydro	CAD175,000	3.60%	1/12/2045	130,210	0.00%
Province of Manitoba Canada	CAD150,000	4.60%	5/3/2038	129,841	0.00%
Nutrien Ltd.	USD125,000	4.88%	30/3/2020	127,217	0.00%

	元本	利率	償還日	公正価格 (米ドル)	純資産総額 比率
Province of Quebec Canada	USD125,000	3.50%	29/7/2020	126,624	0.00%
Canada Housing Trust No 1	CAD170,000	2.65%	15/12/2028	125,696	0.00%
Province of British Columbia Canada	USD125,000	2.65%	22/9/2021	124,870	0.00%
Province of Ontario Canada	EUR100,000	1.88%	21/5/2024	123,721	0.00%
Province of British Columbia Canada	USD125,000	2.00%	23/10/2022	121,686	0.00%
Enbridge, Inc.	USD125,000	3.50%	10/6/2024	121,033	0.00%
Cenovus Energy, Inc.	USD125,000	3.00%	15/8/2022	118,437	0.00%
National Bank of Canada	EUR100,000	1.50%	25/3/2021	118,291	0.00%
Royal Bank of Canada	EUR100,000	1.63%	4/8/2020	117,515	0.00%
Royal Bank of Canada	EUR100,000	0.88%	17/6/2022	117,304	0.00%

Canadian Natural Resources Ltd.	USD100,000	7.20%	15/1/2032	115,809	0.00%
Toronto-Dominion Bank	EUR100,000	0.50%	15/6/2020	115,380	0.00%
Caisse Centrale Desjardins	EUR100,000	0.38%	25/11/2020	115,185	0.00%
Bank of Nova Scotia	EUR100,000	0.38%	10/3/2023	114,989	0.00%
Canadian Imperial Bank of Commerce	EUR100,000	0.25%	28/1/2020	114,783	0.00%
Regional Municipality of Peel Ontario	CAD125,000	5.10%	29/6/2040	114,060	0.00%
Cordelio Amalco GP I	CAD150,000	4.09%	30/6/2034	113,242	0.00%
Alberta Powerline LP	CAD150,000	4.07%	1/3/2054	112,956	0.00%
TransAlta Corp.	CAD150,000	5.00%	25/11/2020	112,838	0.00%
Nouvelle Autoroute 30 Financement, Inc.	CAD150,000	4.11%	31/3/2042	111,495	0.00%
Province of New Brunswick Canada	USD110,000	2.50%	12/12/2022	108,351	0.00%
Bell Canada, Inc.	CAD150,000	3.35%	12/3/2025	108,334	0.00%
Clover LP	CAD145,000	4.22%	30/6/2034	108,308	0.00%
Fairfax Financial Holdings Ltd.	CAD150,000	4.25%	6/12/2027	107,663	0.00%
Thomson Reuters Corp.	USD100,000	5.85%	15/4/2040	106,249	0.00%
Alectra, Inc.	CAD150,000	2.49%	17/5/2027	105,293	0.00%
Hospital for Sick Children	CAD150,000	3.42%	7/12/2057	104,941	0.00%
City of Toronto Canada	CAD150,000	2.95%	28/4/2035	103,090	0.00%
Thomson Reuters Corp.	USD100,000	5.50%	15/8/2035	102,925	0.00%
Province of Saskatchewan Canada	CAD150,000	2.95%	2/6/2058	102,359	0.00%
Magna International, Inc.	USD100,000	4.15%	1/10/2025	101,905	0.00%
Canadian National Railway Co.	USD100,000	2.40%	3/2/2020	99,417	0.00%
Husky Energy, Inc.	USD100,000	4.00%	15/4/2024	98,841	0.00%
Royal Bank of Canada	USD100,000	2.35%	30/10/2020	98,695	0.00%
Newfoundland & Labrador Hydro	CAD100,000	6.65%	27/8/2031	98,690	0.00%
Brookfield Asset Management, Inc.	USD100,000	4.00%	15/1/2025	97,765	0.00%
CPPIB Capital, Inc.	USD100,000	2.75%	2/11/2027	97,494	0.00%
Nutrien Ltd.	USD100,000	4.00%	15/12/2026	96,771	0.00%
Nutrien Ltd.	USD100,000	3.15%	1/10/2022	96,534	0.00%
Original Wempi, Inc.	CAD129,438	4.06%	13/2/2024	96,008	0.00%
Canadian National Railway Co.	USD75,000	6.38%	15/11/2037	94,621	0.00%
Air Canada 2013-1 Class A Pass Through Trust	USD95,191	4.13%	15/5/2025	94,358	0.00%
Export Development Canada	CAD130,000	1.80%	1/9/2022	94,028	0.00%
Canadian National Railway Co.	USD100,000	3.65%	3/2/2048	93,509	0.00%
Great-West Lifeco Finance Delaware LP	USD100,000	4.15%	3/6/2047	93,188	0.00%
Province of New Brunswick Canada	CAD100,000	5.50%	27/1/2034	92,388	0.00%
City of Toronto Canada	CAD100,000	5.20%	1/6/2040	91,798	0.00%
Cenovus Energy, Inc.	USD100,000	4.25%	15/4/2027	90,750	0.00%
Alimentation Couche-Tard, Inc.	USD100,000	4.50%	26/7/2047	90,455	0.00%
Hydro One, Inc.	CAD100,000	5.49%	16/7/2040	89,670	0.00%
City of Toronto Canada	CAD100,000	4.70%	10/6/2041	86,650	0.00%
Canadian National Railway Co.	USD100,000	3.20%	2/8/2046	86,392	0.00%
Kinross Gold Corp.	USD100,000	4.50%	15/7/2027	86,125	0.00%
Rogers Communications, Inc.	USD85,000	4.50%	15/3/2043	84,119	0.00%
Province of Saskatchewan Canada	CAD100,000	3.75%	5/3/2054	81,097	0.00%
Regional Municipality of York	CAD100,000	4.05%	1/5/2034	79,196	0.00%
Sun Life Financial, Inc.	CAD100,000	4.57%	23/8/2021	76,542	0.00%
Province of New Brunswick Canada	CAD100,000	3.55%	3/6/2055	74,718	0.00%
Cogeco Communications, Inc.	CAD100,000	4.18%	26/5/2023	74,570	0.00%

Bank of Nova Scotia	USD75,000	1.85%	14/4/2020	73,905	0.00%
Canadian Imperial Bank of Commerce	CAD100,000	2.90%	14/9/2021	73,421	0.00%
Toronto-Dominion Bank	CAD100,000	2.62%	22/12/2021	72,987	0.00%
Hydro One, Inc.	CAD100,000	2.57%	25/6/2021	72,917	0.00%
Hydro One, Inc.	CAD100,000	2.97%	26/6/2025	72,593	0.00%
Manufacturers Life Insurance Co.^	CAD100,000	2.39%	5/1/2026	72,380	0.00%
Sun Life Financial, Inc.^	CAD100,000	2.75%	23/11/2027	71,952	0.00%
Canadian Pacific Railway Co.	USD75,000	2.90%	1/2/2025	71,820	0.00%
Federation des Caisses Desjardins du Quebec	CAD100,000	2.09%	17/1/2022	71,648	0.00%

	元本	利率	償還日	公正価格 (米ドル)	純資産総額 比率
AltaLink LP	CAD100,000	3.72%	3/12/2046	71,519	0.00%
City of Toronto Canada	CAD100,000	3.25%	24/6/2046	69,783	0.00%
CU, Inc.	CAD100,000	3.55%	22/11/2047	69,220	0.00%
City of Toronto Canada	CAD100,000	3.20%	1/8/2048	69,175	0.00%
TransEd Partners GP	CAD100,000	3.95%	30/9/2050	68,429	0.00%
Metro, Inc.	CAD100,000	4.27%	4/12/2047	67,902	0.00%
Ontario Infrastructure & Lands Corp.	CAD77,000	4.70%	1/6/2037	66,614	0.00%
EPCOR Utilities, Inc.	CAD75,000	4.55%	28/2/2042	60,027	0.00%
Husky Energy, Inc.	USD50,000	6.80%	15/9/2037	59,017	0.00%
Suncor Energy, Inc.	USD50,000	6.50%	15/6/2038	57,619	0.00%
Royal Bank of Canada	USD55,000	3.70%	5/10/2023	55,074	0.00%
Metro, Inc.	CAD75,000	3.20%	1/12/2021	54,954	0.00%
Province of Ontario Canada	USD50,000	3.20%	16/5/2024	50,576	0.00%
Export Development Canada	USD50,000	1.63%	17/1/2020	49,518	0.00%
CCL Industries, Inc.	USD50,000	3.25%	1/10/2026	46,740	0.00%
Rogers Communications, Inc.	USD50,000	2.90%	15/11/2026	46,427	0.00%
Enbridge, Inc.	USD50,000	4.50%	10/6/2044	46,079	0.00%
Intact Financial Corp.	CAD50,000	4.70%	18/8/2021	38,364	0.00%
National Bank of Canada	CAD50,000	1.74%	3/3/2020	36,278	0.00%
Pembina Pipeline Corp.	CAD50,000	4.75%	30/4/2043	34,914	0.00%
				408,683,239	3.65%

ケイマン諸島 0.02% (2017: 0.03%)

MDC-GMTN BV	EUR600,000	5.88%	14/3/2021	770,419	0.01%
MDC-GMTN BV	USD700,000	5.50%	1/3/2022	737,701	0.01%
ADCB Finance Cayman Ltd.	USD200,000	2.63%	10/3/2020	196,532	0.00%
JD.com, Inc.	USD200,000	3.88%	29/4/2026	178,540	0.00%
				1,883,192	0.02%

チリ 0.12% (2017: 0.13%)

Chile Government International Bond	USD2,017,000	3.13%	21/1/2026	1,943,404	0.02%
Empresa Nacional del Petroleo	USD1,450,000	4.50%	14/9/2047	1,248,812	0.01%
Chile Government International Bond	USD1,100,000	3.24%	6/2/2028	1,059,068	0.01%
Corp. Nacional del Cobre de Chile	USD1,000,000	4.50%	13/8/2023	1,022,814	0.01%
Chile Government International Bond	EUR800,000	1.88%	27/5/2030	927,415	0.01%
Corp. Nacional del Cobre de Chile	USD800,000	3.63%	1/8/2027	761,251	0.01%
Corp. Nacional del Cobre de Chile	USD600,000	4.50%	16/9/2025	607,620	0.01%
Corp. Nacional del Cobre de Chile	USD600,000	3.00%	17/7/2022	583,987	0.01%
Inversiones CMPC SA	USD500,000	4.75%	15/9/2024	497,064	0.01%

Cencosud SA	USD500,000	5.15%	12/2/2025	481,810	0.01%
Celulosa Arauco y Constitucion SA	USD450,000	5.50%	2/11/2047	425,108	0.01%
Cencosud SA	USD400,000	4.38%	17/7/2027	348,148	0.00%
Transelect SA	USD375,000	3.88%	12/1/2029	341,606	0.00%
Engie Energia Chile SA	USD350,000	4.50%	29/1/2025	338,147	0.00%
Corp. Nacional del Cobre de Chile	USD250,000	5.63%	18/10/2043	279,380	0.00%
Empresa Electrica Angamos SA	USD273,900	4.88%	25/5/2029	262,942	0.00%
Cencosud SA	USD300,000	4.38%	17/7/2027	260,697	0.00%
Colbun SA	USD250,000	4.50%	10/7/2024	244,375	0.00%
Chile Government International Bond	USD200,000	3.88%	5/8/2020	202,226	0.00%
Corp. Nacional del Cobre de Chile	USD200,000	4.88%	4/11/2044	202,170	0.00%
Celulosa Arauco y Constitucion SA	USD200,000	4.50%	1/8/2024	197,557	0.00%
Empresa de Transporte de Pasajeros Metro SA	USD200,000	5.00%	25/1/2047	197,417	0.00%
Cencosud SA	USD200,000	4.88%	20/1/2023	195,388	0.00%
Inversiones CMPC SA	USD200,000	4.38%	4/4/2027	190,370	0.00%
Chile Government International Bond	USD200,000	3.86%	21/6/2047	187,476	0.00%
Celulosa Arauco y Constitucion SA	USD200,000	3.88%	2/11/2027	183,600	0.00%
Enel Americas SA	USD175,000	4.00%	25/10/2026	163,939	0.00%
Empresa Nacional de Telecomunicaciones SA	USD175,000	4.75%	1/8/2026	163,187	0.00%
Enel Chile SA	USD150,000	4.88%	12/6/2028	149,424	0.00%
Enel Generacion Chile SA	USD100,000	4.25%	15/4/2024	98,103	0.00%
GNL Quintero SA	USD100,000	4.63%	31/7/2029	96,366	0.00%
Colbun SA	USD100,000	3.95%	11/10/2027	92,705	0.00%
Latam Airlines 2015-1 Pass Through Trust A	USD12,621	4.20%	15/11/2027	12,526	0.00%
				13,966,102	0.12%

中国 0.60% (2017: 0.58%)

BOC Aviation Ltd.	USD3,200,000	2.38%	15/9/2021	3,088,000	0.03%
China Development Bank	EUR2,600,000	0.63%	12/12/2022	2,966,097	0.03%
Huarong Finance II Co., Ltd.	USD2,750,000	4.50%	16/1/2020	2,750,358	0.03%

	元本	利率	償還日	公正価格 (米ドル)	純資産総額 比率
State Grid Overseas Investment 2016 Ltd.	USD1,800,000	4.25%	2/5/2028	1,832,425	0.02%
CNOOC Finance 2015 USA LLC	USD1,800,000	3.50%	5/5/2025	1,736,667	0.02%
China Construction Bank Asia Corp., Ltd.^	USD1,450,000	4.25%	20/8/2024	1,446,375	0.01%
Export-Import Bank of China	EUR1,200,000	0.75%	28/5/2023	1,369,119	0.01%
China Development Bank	EUR1,000,000	0.88%	24/1/2024	1,139,637	0.01%
CNAC HK Finbridge Co., Ltd.	EUR1,000,000	1.75%	14/6/2022	1,124,574	0.01%
Skysea International Capital Management Ltd.	USD1,000,000	4.88%	7/12/2021	1,033,160	0.01%
State Grid Overseas Investment 2016 Ltd.	USD1,000,000	3.75%	2/5/2023	1,006,815	0.01%
Industrial & Commercial Bank of China Ltd.	USD1,050,000	3.54%	8/11/2027	1,003,833	0.01%
CNOOC Finance 2015 USA LLC	USD1,000,000	3.75%	2/5/2023	999,256	0.01%
Huarong Finance 2017 Co., Ltd.	USD1,000,000	3.38%	24/1/2020	987,610	0.01%
State Elite Global Ltd.	USD1,000,000	2.75%	13/6/2022	973,750	0.01%
BOC Aviation Ltd.	USD1,000,000	3.88%	27/4/2026	968,070	0.01%

Sinopec Group Overseas Development 2015 Ltd.	USD1,000,000	3.25%	28/4/2025	949,900	0.01%
Bank of China Ltd.	USD900,000	5.00%	13/11/2024	930,976	0.01%
Huarong Finance II Co., Ltd.^	USD1,000,000	2.88%	14/9/2021	901,250	0.01%
Sinopec Group Overseas Development 2017 Ltd.	USD900,000	3.00%	12/4/2022	882,398	0.01%
China Overseas Finance Cayman VI Ltd.	USD800,000	5.95%	8/5/2024	860,000	0.01%
China Development Bank	USD850,000	3.38%	24/1/2027	824,016	0.01%
Industrial & Commercial Bank of China Ltd.	USD800,000	4.88%	21/9/2025	822,352	0.01%
China Development Bank	EUR700,000	0.38%	16/11/2021	799,317	0.01%
ICBCIL Finance Co., Ltd.	USD800,000	3.00%	5/4/2020	793,112	0.01%
Sinopec Group Overseas Development 2013 Ltd.	USD750,000	4.38%	17/10/2023	764,631	0.01%
CITIC Ltd.	USD800,000	3.88%	28/2/2027	760,424	0.01%
CNOOC Curtis Funding No 1 Pty Ltd.	USD700,000	4.50%	3/10/2023	717,007	0.01%
CNOOC Nexen Finance 2014 ULC	USD700,000	4.25%	30/4/2024	710,434	0.01%
China Cinda Finance 2015 I Ltd.	USD700,000	3.13%	23/4/2020	691,600	0.01%
CNPC General Capital Ltd.	USD700,000	3.40%	16/4/2023	691,583	0.01%
Alibaba Group Holding Ltd.	USD750,000	3.40%	6/12/2027	690,097	0.01%
Tencent Holdings Ltd.	USD700,000	3.80%	11/2/2025	685,183	0.01%
Three Gorges Finance I Cayman Islands Ltd.	USD700,000	2.30%	2/6/2021	681,128	0.01%
China Development Bank	USD700,000	4.00%	24/1/2037	676,445	0.01%
State Grid Overseas Investment 2016 Ltd.	USD700,000	4.00%	4/5/2047	670,090	0.01%
China Southern Power Grid International Finance BVI Co., Ltd.	USD650,000	2.75%	8/5/2022	633,952	0.01%
CNAC HK Finbridge Co., Ltd.	USD600,000	5.13%	14/3/2028	607,236	0.01%
Avi Funding Co., Ltd.	USD600,000	3.80%	16/9/2025	594,402	0.01%
CITIC Ltd.	USD600,000	3.70%	14/6/2026	568,836	0.01%
Bank of China Ltd.	USD550,000	2.88%	30/6/2020	545,672	0.01%
Alibaba Group Holding Ltd.	USD600,000	4.00%	6/12/2037	538,938	0.01%
Bank of China Ltd.	USD500,000	5.00%	13/11/2024	516,285	0.01%
CITIC Ltd.	USD500,000	6.38%	10/4/2020	515,625	0.01%
Tencent Holdings Ltd.	USD550,000	3.60%	19/1/2028	512,874	0.01%
CNOOC Finance 2015 USA LLC	USD500,000	4.38%	2/5/2028	510,314	0.01%
Sinopec Group Overseas Development 2014 Ltd.	USD500,000	4.38%	10/4/2024	509,303	0.01%
Sinochem Overseas Capital Co., Ltd.	USD500,000	4.50%	12/11/2020	508,019	0.01%
Agricultural Bank of China Ltd.	USD500,000	2.75%	21/5/2020	495,858	0.01%
Industrial & Commercial Bank of China Ltd.	USD500,000	2.91%	13/11/2020	494,317	0.01%
Sinopec Group Overseas Development 2017 Ltd.	USD500,000	2.25%	13/9/2020	491,656	0.01%
China Cinda Finance 2017 I Ltd.	USD500,000	4.10%	9/3/2024	491,380	0.01%
Sino-Ocean Land Treasure Finance I Ltd.	USD500,000	6.00%	30/7/2024	488,750	0.00%
Baidu, Inc.	USD500,000	2.88%	6/7/2022	485,625	0.00%
China Development Bank	USD500,000	2.13%	1/6/2021	485,520	0.00%
Sinopec Group Overseas Development 2017 Ltd.	USD500,000	3.63%	12/4/2027	480,191	0.00%
Bank of China Ltd.	USD500,000	3.50%	20/4/2027	479,770	0.00%
Sinopec Group Overseas Development 2016 Ltd.	USD500,000	2.00%	29/9/2021	479,640	0.00%
China Development Bank	USD500,000	3.00%	1/6/2026	474,705	0.00%

China Overseas Finance Cayman III Ltd.	USD400,000	6.38%	29/10/2043	468,300	0.00%
State Grid Europe Development 2014 plc	EUR400,000	1.50%	26/1/2022	467,677	0.00%
Tencent Holdings Ltd.	USD450,000	2.99%	19/1/2023	435,938	0.00%
CNOOC Finance 2015 Australia Pty Ltd.	USD400,000	2.63%	5/5/2020	396,121	0.00%
China Cinda Finance 2015 I Ltd.	USD400,000	4.25%	23/4/2025	388,784	0.00%
CNOOC Finance 2013 Ltd.	USD400,000	4.25%	9/5/2043	387,532	0.00%
Alibaba Group Holding Ltd.	USD400,000	2.80%	6/6/2023	386,728	0.00%
Sinopec Group Overseas Development 2017 Ltd.	USD400,000	2.50%	13/9/2022	384,790	0.00%
Charming Light Investments Ltd.	USD400,000	2.38%	30/8/2021	381,392	0.00%
Sunshine Life Insurance Corp., Ltd.	USD470,000	4.50%	20/4/2026	380,700	0.00%
China Construction Bank Asia Corp., Ltd.	EUR300,000	1.50%	11/2/2020	346,315	0.00%
COSL Finance BVI Ltd.	USD350,000	3.25%	6/9/2022	340,915	0.00%

	元本	利率	償還日	公正価格 (米ドル)	純資産総額 比率
Alibaba Group Holding Ltd.	USD325,000	3.13%	28/11/2021	321,355	0.00%
CNAC HK Finbridge Co., Ltd.	USD300,000	4.63%	14/3/2023	302,394	0.00%
State Grid Overseas Investment 2016 Ltd.	USD300,000	2.75%	4/5/2022	292,986	0.00%
CSCCEC Finance Cayman II Ltd.	USD300,000	2.90%	5/7/2022	291,858	0.00%
China Cinda Finance 2017 I Ltd.	USD300,000	4.40%	9/3/2027	289,398	0.00%
Tencent Holdings Ltd.	USD325,000	3.93%	19/1/2038	288,031	0.00%
Baidu, Inc.	USD275,000	3.63%	6/7/2027	256,738	0.00%
Huarong Finance II Co., Ltd.	USD250,000	5.50%	16/1/2025	248,865	0.00%
Industrial & Commercial Bank of China Ltd.	USD250,000	2.64%	26/5/2021	244,675	0.00%
Nexen Energy ULC	USD200,000	6.40%	15/5/2037	244,559	0.00%
Industrial & Commercial Bank of China Ltd.	USD250,000	2.96%	8/11/2022	244,549	0.00%
CNAC HK Finbridge Co., Ltd.	USD250,000	4.13%	19/7/2027	236,115	0.00%
Sinopec Group Overseas Development 2017 Ltd.	USD250,000	3.25%	13/9/2027	234,301	0.00%
Bank of Communications Co., Ltd.^	EUR200,000	3.63%	3/10/2026	232,935	0.00%
Tencent Holdings Ltd.	USD225,000	2.88%	11/2/2020	223,918	0.00%
State Grid Overseas Investment 2014 Ltd.	USD200,000	4.85%	7/5/2044	217,258	0.00%
China Resources Gas Group Ltd.	USD200,000	4.50%	5/4/2022	204,512	0.00%
State Grid Overseas Investment 2014 Ltd.	USD200,000	4.13%	7/5/2024	203,370	0.00%
CNOOC Finance 2011 Ltd.	USD200,000	4.25%	26/1/2021	202,927	0.00%
Talent Yield Investments Ltd.	USD200,000	4.50%	25/4/2022	202,472	0.00%
Sinopec Group Overseas Development 2012 Ltd.	USD200,000	3.90%	17/5/2022	201,833	0.00%
CNOOC Finance 2012 Ltd.	USD200,000	3.88%	2/5/2022	201,530	0.00%
COSCO Finance 2011 Ltd.	USD200,000	4.00%	3/12/2022	201,110	0.00%
CNAC HK Finbridge Co., Ltd.	USD200,000	4.13%	14/3/2021	199,780	0.00%
Baidu, Inc.	USD200,000	3.88%	29/9/2023	199,367	0.00%
China Overseas Grand Oceans Finance IV Cayman Ltd.	USD200,000	4.88%	1/6/2021	199,316	0.00%
Avi Funding Co., Ltd.	USD200,000	2.85%	16/9/2020	198,392	0.00%
Baidu, Inc.	USD200,000	3.50%	28/11/2022	198,354	0.00%
Azure Orbit II International Finance Ltd.	USD200,000	3.13%	21/8/2020	198,280	0.00%

China Taiping Insurance Holdings Co., Ltd. ^	USD200,000	5.45%	10/9/2019	198,000	0.00%
Baidu, Inc.	USD200,000	4.13%	30/6/2025	197,189	0.00%
Amber Circle Funding Ltd.	USD200,000	3.25%	4/12/2022	196,632	0.00%
CCCI Treasure Ltd. ^	USD200,000	3.50%	21/4/2020	196,558	0.00%
State Grid Overseas Investment 2013 Ltd.	USD200,000	3.13%	22/5/2023	196,148	0.00%
Baidu, Inc.	USD200,000	4.38%	29/3/2028	195,807	0.00%
Bluestar Finance Holdings Ltd.	USD200,000	3.50%	30/9/2021	195,574	0.00%
Azure Orbit III International Finance Ltd.	USD200,000	2.63%	21/3/2021	195,562	0.00%
ICBCIL Finance Co., Ltd.	USD200,000	2.75%	19/5/2021	194,957	0.00%
Alibaba Group Holding Ltd.	USD200,000	4.50%	28/11/2034	194,437	0.00%
Sinopec Capital 2013 Ltd.	USD200,000	3.13%	24/4/2023	193,939	0.00%
Minmetals Bounteous Finance BVI Ltd.	USD200,000	4.20%	27/7/2026	191,646	0.00%
Leading Affluence Ltd.	USD200,000	4.50%	24/1/2023	188,646	0.00%
Export-Import Bank of China	USD200,000	2.88%	26/4/2026	186,100	0.00%
Sinopec Group Overseas Development 2017 Ltd.	USD200,000	4.00%	13/9/2047	185,154	0.00%
Alibaba Group Holding Ltd.	USD200,000	4.40%	6/12/2057	179,878	0.00%
Alibaba Group Holding Ltd.	USD200,000	4.20%	6/12/2047	177,877	0.00%
Sinopec Group Overseas Development 2012 Ltd.	USD150,000	4.88%	17/5/2042	158,503	0.00%
Mega Advance Investments Ltd.	USD150,000	5.00%	12/5/2021	153,350	0.00%
Sinopec Group Overseas Development 2015 Ltd.	EUR100,000	1.00%	28/4/2022	115,338	0.00%
CNOOC Finance 2012 Ltd.	USD100,000	5.00%	2/5/2042	107,611	0.00%
ENN Energy Holdings Ltd.	USD100,000	6.00%	13/5/2021	104,483	0.00%
China Overseas Finance Cayman II Ltd.	USD100,000	5.50%	10/11/2020	103,021	0.00%
Alibaba Group Holding Ltd.	USD75,000	3.60%	28/11/2024	73,364	0.00%
				67,462,701	0.60%
コロンビア 0.09% (2017: 0.09%)					
Colombia Government International Bond	USD2,975,000	3.88%	25/4/2027	2,851,895	0.03%
Colombia Government International Bond	USD1,100,000	5.00%	15/6/2045	1,043,625	0.01%
Ecopetrol SA	USD825,000	5.38%	26/6/2026	830,156	0.01%
Colombia Government International Bond	USD800,000	4.50%	15/3/2029	790,000	0.01%
Colombia Government International Bond	USD500,000	10.38%	28/1/2033	749,641	0.01%
Colombia Government International Bond	USD700,000	5.63%	26/2/2044	721,000	0.01%
Colombia Government International Bond	USD700,000	4.00%	26/2/2024	691,950	0.01%
Grupo de Inversiones Suramericana SA	USD600,000	5.50%	29/4/2026	586,676	0.00%
Ecopetrol SA	USD450,000	5.88%	28/5/2045	424,899	0.00%
Banco Bilbao Vizcaya Argentaria Colombia SA	USD300,000	4.88%	21/4/2025	290,586	0.00%
Colombia Government International Bond	USD290,000	4.50%	28/1/2026	289,855	0.00%
Ecopetrol SA	USD300,000	4.13%	16/1/2025	285,000	0.00%
	元本	利率	償還日	公正価格 (米ドル)	純資産総額 比率
Colombia Government International Bond	USD200,000	4.38%	12/7/2021	203,200	0.00%
Colombia Government International Bond	USD100,000	8.13%	21/5/2024	117,471	0.00%
Colombia Government International Bond	USD100,000	6.13%	18/1/2041	108,855	0.00%
Ecopetrol SA	USD50,000	7.38%	18/9/2043	55,063	0.00%

10,039,872 0.09%

チェコ共和国 0.14% (2017: 0.14%)

Czech Republic Government Bond	CZK65,000,000	3.85%	29/9/2021	3,053,087	0.03%
Czech Republic Government Bond	CZK55,090,000	3.75%	12/9/2020	2,535,000	0.02%
Czech Republic Government Bond	CZK42,090,000	0.45%	25/10/2023	1,754,502	0.02%
Czech Republic Government Bond	CZK25,000,000	4.20%	4/12/2036	1,379,025	0.01%
Czech Republic Government Bond	CZK35,000,000	0.95%	15/5/2030	1,355,440	0.01%
Czech Republic International	EUR1,000,000	3.63%	14/4/2021	1,239,538	0.01%
EP Infrastructure A.S.	EUR800,000	1.66%	26/4/2024	842,271	0.01%
CEZ A.S.	EUR500,000	3.00%	5/6/2028	613,508	0.01%
Czech Republic Government Bond	CZK10,000,000	2.75%	23/7/2029	472,717	0.01%
Czech Republic Government Bond	CZK8,000,000	5.70%	25/5/2024	431,484	0.01%
Czech Republic Government Bond	CZK8,000,000	2.40%	17/9/2025	366,277	0.00%
CEZ A.S.	EUR300,000	0.88%	21/11/2022	344,145	0.00%
CPI Property Group SA	EUR300,000	1.45%	14/4/2022	337,376	0.00%
Czech Republic International	EUR250,000	4.13%	18/3/2020	300,362	0.00%
CEZ A.S.	EUR200,000	4.88%	16/4/2025	274,203	0.00%
Czech Republic Government Bond	CZK5,000,000	2.50%	25/8/2028	233,298	0.00%
Czech Republic International	EUR100,000	3.88%	24/5/2022	129,043	0.00%
CEZ A.S.	EUR50,000	4.50%	29/6/2020	60,873	0.00%

15,722,149 0.14%

デンマーク 0.51% (2017: 0.60%)

Nykredit Realkredit A/S	DKK(kr)50,200,000	1.00%	1/1/2022	7,944,541	0.07%
Denmark Government Bond	DKK(kr)25,450,000	4.50%	15/11/2039	6,780,411	0.06%
Realkredit Danmark A/S	DKK(kr)42,000,000	1.00%	1/4/2022	6,654,870	0.06%
Denmark Government Bond	DKK(kr)31,000,000	1.75%	15/11/2025	5,324,585	0.05%
Nykredit Realkredit A/S	DKK(kr)15,522,427	2.00%	1/10/2047	2,393,297	0.02%
Nykredit Realkredit A/S	DKK(kr)15,000,000	1.00%	1/7/2021	2,366,466	0.02%
Danske Bank A/S	EUR2,000,000	0.13%	14/2/2022	2,290,667	0.02%
Orsted A/S	EUR1,500,000	1.50%	26/11/2029	1,718,758	0.02%
Kommunekredit	EUR1,400,000	0.13%	28/8/2023	1,604,097	0.02%
Danske Bank A/S	USD1,600,000	2.75%	17/9/2020	1,568,579	0.02%
Denmark Government Bond	DKK(kr)8,000,000	0.50%	15/11/2027	1,255,649	0.01%
Danske Bank A/S	EUR1,100,000	0.88%	22/5/2023	1,212,523	0.01%
Denmark Government Bond	DKK(kr)7,000,000	1.50%	15/11/2023	1,163,448	0.01%
Danske Bank A/S	EUR1,000,000	0.75%	2/6/2023	1,132,384	0.01%
Denmark Government Bond	DKK(kr)5,000,000	7.00%	10/11/2024	1,089,573	0.01%
Nykredit Realkredit A/S	EUR900,000	0.50%	19/1/2022	1,019,083	0.01%
Nordea Kredit Realkreditaktieselskab	DKK(kr)6,000,000	1.00%	1/10/2021	948,610	0.01%
Kommunekredit	USD960,000	1.63%	1/6/2021	936,490	0.01%
Nykredit Realkredit A/S	EUR763,000	0.38%	16/6/2020	872,220	0.01%
Carlsberg Breweries A/S	EUR700,000	2.50%	28/5/2024	859,939	0.01%
Danske Bank A/S	USD850,000	2.00%	8/9/2021	801,201	0.01%
Orsted A/S^	EUR700,000	2.25%	24/11/3017	749,056	0.01%
AP Moller-Maersk A/S	GBP500,000	4.00%	4/4/2025	646,265	0.01%
Jyske Realkredit A/S	EUR500,000	0.50%	1/10/2026	560,844	0.01%
Kommunekredit	EUR400,000	0.88%	3/11/2036	423,560	0.01%
Denmark Government Bond	DKK(kr)2,400,000	3.00%	15/11/2021	404,738	0.00%
Danske Bank A/S	USD400,000	2.20%	2/3/2020	391,438	0.00%
Danske Bank A/S	USD400,000	2.70%	2/3/2022	380,699	0.00%

Kommunekredit	EUR300,000	0.25%	29/3/2023	346,326	0.00%
Danske Bank A/S	EUR300,000	0.25%	4/6/2020	344,857	0.00%
Danske Bank A/S	EUR300,000	0.13%	9/3/2021	344,428	0.00%
AP Moller-Maersk A/S	EUR300,000	1.75%	16/3/2026	326,061	0.00%
AP Moller-Maersk A/S	USD250,000	3.88%	28/9/2025	240,522	0.00%
ISS Global A/S	EUR200,000	1.13%	7/1/2021	231,641	0.00%
Jyske Realkredit A/S	EUR200,000	0.25%	1/7/2023	228,497	0.00%
Danske Bank A/S	USD200,000	2.80%	10/3/2021	194,450	0.00%
Danske Bank A/S	USD200,000	3.88%	12/9/2023	192,074	0.00%
Danske Bank A/S	USD200,000	4.38%	12/6/2028	188,720	0.00%
Orsted A/S	GBP100,000	4.88%	12/1/2032	153,025	0.00%
Nykredit Realkredit A/S^	EUR100,000	2.75%	17/11/2027	118,505	0.00%

	元本	利率	償還日	公正価格 (米ドル)	純資産総額 比率
Danske Bank A/S^	EUR100,000	2.75%	19/5/2026	117,297	0.00%
Danfoss A/S	EUR100,000	1.38%	23/2/2022	116,817	0.00%
Danske Bank A/S	EUR100,000	1.63%	28/2/2020	116,672	0.00%
Orsted A/S^	EUR100,000	3.00%	6/11/3015	116,031	0.00%
Nykredit Realkredit A/S	DKK(kr)247,994	3.00%	1/10/2031	39,462	0.00%
Nordea Kredit Realkreditaktieselskab	DKK(kr)140,640	3.50%	1/10/2044	23,850	0.00%
				56,933,226	0.51%

フィンランド 0.45% (2017: 0.39%)

Finland Government Bond	EUR7,000,000	0.00%	15/4/2022	8,097,994	0.07%
Finland Government Bond	EUR6,300,000	0.75%	15/4/2031	7,211,207	0.07%
Finland Government Bond	EUR3,200,000	0.88%	15/9/2025	3,839,374	0.03%
Finland Government Bond	EUR2,250,000	0.00%	15/9/2023	2,590,864	0.02%
Finland Government Bond	EUR1,800,000	2.00%	15/4/2024	2,283,870	0.02%
OP Corporate Bank plc	EUR2,000,000	0.38%	11/10/2022	2,280,973	0.02%
Finland Government Bond	EUR1,600,000	3.50%	15/4/2021	1,997,462	0.02%
Finland Government International Bond	GBP1,500,000	1.63%	15/12/2020	1,930,092	0.02%
OP Mortgage Bank	EUR1,400,000	0.63%	4/9/2022	1,637,122	0.02%
Nordea Bank Abp^	USD1,300,000	4.63%	13/9/2033	1,260,518	0.01%
Nordea Mortgage Bank plc	EUR1,000,000	4.00%	10/2/2021	1,243,066	0.01%
Finland Government Bond	EUR1,000,000	0.38%	15/9/2020	1,161,123	0.01%
Finnvera OYJ	EUR1,000,000	0.50%	13/4/2026	1,150,125	0.01%
Finland Government Bond	EUR800,000	4.00%	4/7/2025	1,147,421	0.01%
Danske Kiinnitysluottopankki OYJ	EUR1,000,000	0.38%	21/11/2023	1,146,642	0.01%
Finland Government Bond	EUR800,000	1.63%	15/9/2022	980,960	0.01%
Nordea Mortgage Bank plc	EUR800,000	0.25%	28/2/2023	919,026	0.01%
Finland Government Bond	EUR575,000	2.63%	4/7/2042	879,114	0.01%
Finland Government Bond	EUR500,000	2.75%	4/7/2028	692,120	0.01%
Municipality Finance plc	GBP500,000	0.75%	15/12/2020	631,976	0.01%
Sampo OYJ	EUR500,000	1.00%	18/9/2023	574,454	0.01%
Nordea Mortgage Bank plc	EUR500,000	0.03%	24/1/2022	573,075	0.01%
Municipality Finance plc	USD550,000	2.38%	15/3/2022	544,748	0.01%
Municipality Finance plc	USD500,000	1.50%	23/3/2020	493,123	0.01%
Finland Government International Bond	USD500,000	1.50%	21/9/2020	491,073	0.01%
Fortum OYJ	EUR400,000	2.25%	6/9/2022	480,466	0.00%
Finnvera OYJ	USD500,000	2.38%	4/6/2025	480,000	0.00%

Nordea Mortgage Bank plc	EUR400,000	0.13%	17/6/2020	459,494	0.00%
Municipality Finance plc	USD425,000	2.88%	7/3/2023	427,612	0.00%
Finnvera OYJ	EUR300,000	0.63%	22/9/2022	352,641	0.00%
Citycon Treasury BV	EUR300,000	2.50%	1/10/2024	342,349	0.00%
Municipality Finance plc	USD350,000	1.38%	21/9/2021	338,303	0.00%
OP Corporate Bank plc	GBP200,000	2.50%	20/5/2022	260,686	0.00%
Municipality Finance plc	USD250,000	1.88%	18/9/2020	246,703	0.00%
Sampo OYJ	EUR200,000	1.50%	16/9/2021	235,647	0.00%
OP Mortgage Bank	EUR200,000	0.25%	23/11/2020	230,622	0.00%
Danske Kiinnitysluottopankki OYJ	EUR200,000	0.25%	26/11/2020	230,274	0.00%
Finland Government Bond	EUR150,000	1.50%	15/4/2023	184,221	0.00%
Finland Government Bond	EUR150,000	3.38%	15/4/2020	180,256	0.00%
Finnvera OYJ	EUR100,000	0.63%	19/11/2021	117,253	0.00%
Nordea Mortgage Bank plc	EUR100,000	1.38%	15/1/2020	116,197	0.00%
Finnvera OYJ	USD35,000	1.88%	5/10/2020	34,490	0.00%
				50,474,736	0.45%

フランス 6.49% (2017: 6.63%)

French Republic Government Bond OAT	EUR31,500,000	2.25%	25/5/2024	40,324,966	0.36%
French Republic Government Bond OAT	EUR28,000,000	1.00%	25/5/2027	33,276,684	0.30%
French Republic Government Bond OAT	EUR17,000,000	0.00%	25/5/2021	19,645,006	0.18%
French Republic Government Bond OAT	EUR10,600,000	4.50%	25/4/2041	19,388,636	0.17%
French Republic Government Bond OAT	EUR15,000,000	0.50%	25/5/2025	17,453,585	0.16%
French Republic Government Bond OAT	EUR15,000,000	0.00%	25/5/2022	17,325,547	0.16%
French Republic Government Bond OAT	EUR15,000,000	0.00%	25/3/2023	17,250,082	0.15%
French Republic Government Bond OAT	EUR13,300,000	1.75%	25/6/2039	16,293,041	0.15%
French Republic Government Bond OAT	EUR11,600,000	3.50%	25/4/2020	13,969,594	0.13%
French Republic Government Bond OAT	EUR10,900,000	2.25%	25/10/2022	13,648,739	0.12%
French Republic Government Bond OAT	EUR11,000,000	0.75%	25/5/2028	12,687,696	0.11%
French Republic Government Bond OAT	EUR7,100,000	4.75%	25/4/2035	12,531,797	0.11%
French Republic Government Bond OAT	EUR10,575,914	1.25%	25/5/2034	12,306,869	0.11%
French Republic Government Bond OAT	EUR9,700,000	1.75%	25/11/2024	12,154,797	0.11%

	元本	利率	償還日	公正価格 (米ドル)	純資産総額 比率
French Republic Government Bond OAT	EUR9,300,000	3.00%	25/4/2022	11,817,088	0.11%
French Republic Government Bond OAT	EUR10,000,000	0.00%	25/5/2020	11,522,666	0.10%
French Republic Government Bond OAT	EUR10,000,000	0.00%	25/2/2020	11,506,650	0.10%
Caisse d'Amortissement de la Dette Sociale	EUR9,500,000	0.05%	25/11/2020	10,940,353	0.10%
French Republic Government Bond OAT	EUR6,780,000	3.25%	25/5/2045	10,654,737	0.10%
French Republic Government Bond OAT	EUR5,650,000	5.75%	25/10/2032	10,447,428	0.09%
French Republic Government Bond OAT	EUR7,700,000	2.50%	25/5/2030	10,388,069	0.09%
French Republic Government Bond OAT	EUR7,880,000	2.00%	25/5/2048	9,783,739	0.09%
French Republic Government Bond OAT	EUR7,350,000	3.25%	25/10/2021	9,273,489	0.08%
French Republic Government Bond OAT	EUR8,000,000	0.50%	25/5/2026	9,241,234	0.08%
French Republic Government Bond OAT	EUR7,000,000	2.50%	25/10/2020	8,446,964	0.08%
French Republic Government Bond OAT	EUR7,000,000	0.00%	25/2/2021	8,083,087	0.07%
French Republic Government Bond OAT	EUR6,200,000	0.25%	25/11/2020	7,191,795	0.07%
French Republic Government Bond OAT	EUR5,050,000	3.75%	25/4/2021	6,340,413	0.06%
Agence Francaise de Developpement	EUR5,100,000	2.13%	15/2/2021	6,112,520	0.06%

French Republic Government Bond OAT	EUR3,080,000	4.00%	25/4/2060	5,810,319	0.05%
Agence Francaise de Developpement	EUR5,000,000	0.13%	15/11/2023	5,687,148	0.05%
French Republic Government Bond OAT	EUR5,000,000	0.25%	25/11/2026	5,634,352	0.05%
UNEDIC A.S.SEO	EUR5,000,000	0.13%	25/11/2024	5,622,120	0.05%
French Republic Government Bond OAT	EUR4,350,000	1.75%	25/5/2023	5,389,987	0.05%
French Republic Government Bond OAT	EUR3,150,000	4.00%	25/10/2038	5,320,003	0.05%
French Republic Government Bond OAT	EUR2,700,000	4.00%	25/4/2055	4,972,427	0.05%
French Republic Government Bond OAT	EUR4,000,000	1.75%	25/5/2066	4,415,435	0.04%
Caisse Francaise de Financement Local	EUR3,400,000	0.38%	11/5/2024	3,892,703	0.04%
French Republic Government Bond OAT	EUR3,000,000	1.00%	25/11/2025	3,598,529	0.03%
French Republic Government Bond OAT	EUR2,800,000	1.50%	25/5/2031	3,410,294	0.03%
French Republic Government Bond OAT	EUR2,250,000	3.50%	25/4/2026	3,169,655	0.03%
French Republic Government Bond OAT	EUR1,850,000	5.50%	25/4/2029	3,126,561	0.03%
Agence Francaise de Developpement	EUR2,800,000	0.25%	21/7/2026	3,099,994	0.03%
French Republic Government Bond OAT	EUR2,200,000	2.75%	25/10/2027	2,997,414	0.03%
French Republic Government Bond OAT	EUR2,100,000	4.25%	25/10/2023	2,904,144	0.03%
SNCF Reseau EPIC	GBP2,000,000	5.50%	1/12/2021	2,850,622	0.03%
Cie de Financement Foncier SA	EUR1,900,000	4.00%	24/10/2025	2,668,392	0.02%
French Republic Government Bond OAT	EUR1,650,000	6.00%	25/10/2025	2,618,706	0.02%
Caisse Francaise de Financement Local	EUR2,200,000	0.63%	26/1/2023	2,568,096	0.02%
BNP Paribas SA	EUR2,172,000	1.50%	17/11/2025	2,451,304	0.02%
SNCF Reseau EPIC	EUR2,000,000	0.10%	27/5/2021	2,302,096	0.02%
Societe Generale SFH SA	EUR2,000,000	0.50%	30/1/2025	2,291,938	0.02%
Credit Agricole Home Loan SFH SA	EUR2,000,000	0.38%	30/9/2024	2,286,853	0.02%
French Republic Government Bond OAT	EUR2,000,000	1.25%	25/5/2036	2,285,843	0.02%
Bpifrance Financement SA	EUR2,000,000	0.13%	25/11/2023	2,272,043	0.02%
Unibail-Rodamco SE^	EUR2,000,000	2.88%	25/4/2026	2,143,379	0.02%
Cie Financiere et Industrielle des Autoroutes SA	EUR1,900,000	0.38%	7/2/2025	2,088,846	0.02%
Electricite de France SA	EUR1,800,000	2.00%	2/10/2030	2,019,037	0.02%
Unibail-Rodamco SE	EUR1,600,000	0.13%	14/5/2021	1,826,717	0.02%
Societe Generale SA	JPY200,000,000	0.45%	26/5/2022	1,814,126	0.02%
Credit Agricole SA	JPY200,000,000	0.44%	9/6/2022	1,813,734	0.02%
Orange SA	EUR1,600,000	1.88%	12/9/2030	1,812,672	0.02%
Electricite de France SA	GBP1,100,000	5.88%	18/7/2031	1,784,808	0.02%
Bpifrance Financement SA	EUR1,500,000	0.75%	25/10/2021	1,755,535	0.02%
Caisse d' Amortissement de la Dette Sociale	EUR1,300,000	4.13%	25/4/2023	1,751,110	0.02%
Dexia Credit Local SA	EUR1,500,000	0.63%	3/2/2024	1,740,802	0.02%
Caisse Francaise de Financement Local	EUR1,500,000	0.75%	11/1/2027	1,717,052	0.02%
AXA SA^	EUR1,565,000	3.25%	28/5/2049	1,705,178	0.02%
Caisse d' Amortissement de la Dette Sociale	USD1,700,000	1.88%	13/1/2020	1,685,286	0.02%
Sanofi	EUR1,400,000	1.00%	21/3/2026	1,620,905	0.02%
Caisse d' Amortissement de la Dette Sociale	USD1,600,000	3.00%	26/10/2020	1,606,592	0.02%
Caisse Centrale du Credit Immobilier de France SA	EUR1,400,000	0.13%	26/10/2022	1,605,867	0.02%
Banque Federative du Credit Mutuel SA	EUR1,400,000	2.63%	31/3/2027	1,603,446	0.02%
BNP Paribas SA	USD1,600,000	3.80%	10/1/2024	1,557,325	0.01%

Caisse d' Amortissement de la Dette Sociale	EUR1,200,000	2.50%	25/10/2022	1,507,830	0.01%
Unibail-Rodamco SE	EUR1,318,000	0.88%	21/2/2025	1,494,522	0.01%
Cie de Financement Foncier SA	EUR1,300,000	0.88%	11/9/2028	1,473,850	0.01%
Coentreprise de Transport d' Electricite SA	EUR1,300,000	2.13%	29/7/2032	1,461,019	0.01%
Credit Mutuel Arkea SA	EUR1,300,000	1.25%	31/5/2024	1,453,817	0.01%
BPCE SA	USD1,500,000	2.75%	11/1/2023	1,434,309	0.01%
Air Liquide Finance SA	USD1,500,000	2.25%	27/9/2023	1,418,583	0.01%
SNCF Reseau EPIC	EUR1,050,000	4.38%	2/6/2022	1,382,164	0.01%
	元本	利率	償還日	公正価格 (米ドル)	純資産総額 比率
Sanofi	EUR1,200,000	1.38%	21/3/2030	1,380,624	0.01%
Credit Mutuel-CIC Home Loan SFH SA	EUR1,200,000	0.63%	2/2/2026	1,372,635	0.01%
Bpifrance Financement SA	EUR1,200,000	0.63%	25/5/2026	1,369,357	0.01%
Total Capital International SA	EUR1,200,000	1.02%	4/3/2027	1,362,921	0.01%
Cie de Financement Foncier SA	EUR1,100,000	3.50%	5/11/2020	1,341,913	0.01%
Banque Federative du Credit Mutuel SA	USD1,350,000	2.75%	15/10/2020	1,336,054	0.01%
Agence Francaise de Developpement	EUR1,100,000	1.38%	17/9/2024	1,329,372	0.01%
Total Capital International SA	USD1,310,000	2.75%	19/6/2021	1,300,193	0.01%
Bpifrance Financement SA	EUR1,000,000	2.50%	25/5/2024	1,274,333	0.01%
TOTAL SA ^	EUR1,100,000	2.25%	26/2/2021	1,268,405	0.01%
Banque Federative du Credit Mutuel SA	GBP1,000,000	0.88%	8/6/2020	1,259,756	0.01%
Caisse de Refinancement de l' Habitat SA	EUR1,000,000	3.60%	13/9/2021	1,258,119	0.01%
HSBC France SA	EUR1,100,000	0.20%	4/9/2021	1,254,135	0.01%
LVMH Moet Hennessy Louis Vuitton SE	GBP1,000,000	1.00%	14/6/2022	1,252,950	0.01%
SNCF Reseau EPIC	EUR1,000,000	1.88%	30/3/2034	1,218,545	0.01%
Gecina SA	EUR1,100,000	1.38%	26/1/2028	1,211,567	0.01%
Credit Agricole Home Loan SFH SA	EUR1,000,000	1.38%	3/2/2032	1,162,140	0.01%
CNP Assurances	EUR1,000,000	1.88%	20/10/2022	1,160,271	0.01%
Sanofi	EUR1,000,000	0.50%	21/3/2023	1,154,076	0.01%
UNEDIC A.S.SEO	EUR1,000,000	0.00%	25/11/2020	1,149,781	0.01%
Credit Agricole SA	EUR1,000,000	1.38%	3/5/2027	1,144,353	0.01%
Banque Federative du Credit Mutuel SA	EUR1,000,000	1.38%	16/7/2028	1,143,978	0.01%
Arkea Home Loans SFH SA	EUR1,000,000	0.38%	4/3/2024	1,143,722	0.01%
Societe Generale SFH SA	EUR1,000,000	0.25%	11/9/2023	1,143,703	0.01%
Credit Agricole Home Loan SFH SA	EUR1,000,000	0.05%	29/8/2022	1,143,301	0.01%
MMB SCF SACA	EUR1,000,000	0.75%	31/10/2025	1,143,238	0.01%
Credit Mutuel Arkea SA	EUR1,000,000	0.88%	5/10/2023	1,142,862	0.01%
Credit Agricole Home Loan SFH SA	EUR1,000,000	0.25%	23/2/2024	1,140,253	0.01%
Bpifrance Financement SA	EUR1,000,000	0.50%	25/5/2025	1,140,050	0.01%
Credit Agricole Public Sector SCF SA	EUR1,000,000	0.50%	10/10/2025	1,137,613	0.01%
Cie de Financement Foncier SA	EUR1,000,000	0.38%	11/12/2024	1,137,151	0.01%
Credit Agricole Home Loan SFH SA	EUR1,000,000	0.88%	11/8/2028	1,136,321	0.01%
Arkea Home Loans SFH SA	EUR1,000,000	0.75%	5/10/2027	1,135,377	0.01%
Societe Generale SA	EUR1,000,000	2.13%	27/9/2028	1,134,467	0.01%
BNP Paribas SA	EUR1,000,000	1.13%	22/11/2023	1,134,022	0.01%
Orange SA	EUR1,000,000	1.00%	12/9/2025	1,134,000	0.01%
Arkema SA	EUR1,000,000	1.50%	20/4/2027	1,132,239	0.01%

Banque Federative du Credit Mutuel SA	EUR1,000,000	0.75%	17/7/2025	1,120,609	0.01%
Banque Federative du Credit Mutuel SA	EUR1,000,000	2.50%	25/5/2028	1,118,069	0.01%
Electricite de France SA	GBP700,000	5.50%	17/10/2041	1,107,821	0.01%
Cie de Financement Foncier SA	EUR1,000,000	0.23%	14/9/2026	1,099,294	0.01%
Orange SA	EUR1,000,000	1.38%	16/1/2030	1,093,258	0.01%
BNP Paribas SA	EUR1,000,000	1.13%	11/6/2026	1,089,077	0.01%
Unibail-Rodamco SE^	EUR1,000,000	2.13%	25/10/2023	1,079,991	0.01%
Credit Agricole SA	EUR900,000	1.88%	20/12/2026	1,034,759	0.01%
LVMH Moet Hennessy Louis Vuitton SE	EUR900,000	0.00%	26/5/2020	1,028,351	0.01%
Banque Federative du Credit Mutuel SA	USD1,000,000	3.75%	20/7/2023	1,000,491	0.01%
Orange SA	USD700,000	9.00%	1/3/2031	969,503	0.01%
Accor SA	EUR800,000	2.38%	17/9/2023	964,922	0.01%
BNP Paribas SA	USD1,025,000	3.38%	9/1/2025	961,929	0.01%
Air Liquide Finance SA	USD1,000,000	2.50%	27/9/2026	920,798	0.01%
Cie de Financement Foncier SA	EUR800,000	0.25%	11/4/2023	915,319	0.01%
Sanofi	EUR800,000	0.00%	13/1/2020	915,241	0.01%
Atos SE	EUR800,000	0.75%	7/5/2022	914,099	0.01%
Credit Agricole SA^	USD1,000,000	4.00%	10/1/2033	913,383	0.01%
Total Capital International SA	EUR800,000	1.49%	4/9/2030	912,737	0.01%
Cie de Saint-Gobain	EUR800,000	0.00%	27/3/2020	912,151	0.01%
Caisse de Refinancement de l'Habitat SA	EUR700,000	4.00%	17/6/2022	911,577	0.01%
Banque Federative du Credit Mutuel SA	EUR800,000	0.50%	16/11/2022	911,377	0.01%
Vinci SA	EUR800,000	1.75%	26/9/2030	910,456	0.01%
Total Capital International SA	EUR800,000	0.63%	4/10/2024	910,414	0.01%
Electricite de France SA	EUR700,000	3.88%	18/1/2022	887,317	0.01%
Electricite de France SA	EUR700,000	2.75%	10/3/2023	871,706	0.01%
Credit Agricole SA	USD890,000	4.38%	17/3/2025	858,920	0.01%
Caisse d'Amortissement de la Dette Sociale	EUR700,000	1.38%	25/11/2024	853,430	0.01%
Veolia Environnement SA	EUR700,000	1.94%	7/1/2030	812,737	0.01%
APRR SA	EUR700,000	1.50%	25/1/2030	805,515	0.01%
Suez	EUR700,000	1.63%	17/9/2030	804,477	0.01%

	元本	利率	償還日	公正価格 (米ドル)	純資産総額 比率
Credit Agricole SA	USD825,000	2.38%	1/7/2021	803,416	0.01%
Danone SA	EUR700,000	0.71%	3/11/2024	791,718	0.01%
Vivendi SA	EUR700,000	0.88%	18/9/2024	790,550	0.01%
RCI Banque SA	EUR700,000	0.75%	12/1/2022	790,402	0.01%
RCI Banque SA	EUR700,000	1.63%	11/4/2025	788,282	0.01%
Veolia Environnement SA	EUR700,000	0.31%	4/10/2023	785,007	0.01%
BPCE SA	USD850,000	3.50%	23/10/2027	776,753	0.01%
Aeroports de Paris	EUR600,000	2.75%	5/6/2028	773,164	0.01%
BNP Paribas SA	EUR620,000	2.38%	20/5/2024	768,572	0.01%
Total Capital International SA	USD750,000	3.75%	10/4/2024	761,958	0.01%
Airbus Finance BV	USD775,000	2.70%	17/4/2023	755,442	0.01%
Credit Mutuel Arkea SA^	EUR700,000	1.88%	25/10/2029	739,759	0.01%
Credit Agricole SA	USD750,000	3.75%	24/4/2023	732,521	0.01%
Societe Generale SA	USD700,000	5.20%	15/4/2021	726,029	0.01%

UNEDIC A.S.SEO	EUR600,000	1.25%	21/10/2027	718,992	0.01%
Credit Agricole Assurances SA^	EUR600,000	4.75%	27/9/2048	712,118	0.01%
Total Capital International SA	USD700,000	3.70%	15/1/2024	711,061	0.01%
BPCE SA	AUD1,000,000	4.50%	26/4/2028	709,754	0.01%
Atos SE	EUR600,000	1.75%	7/5/2025	689,813	0.01%
Danone SA	EUR600,000	0.17%	3/11/2020	686,950	0.01%
BPCE SA	EUR600,000	0.63%	26/9/2023	683,230	0.01%
Engie SA	EUR600,000	0.38%	28/2/2023	683,188	0.01%
BNP Paribas SA	USD700,000	4.40%	14/8/2028	680,919	0.01%
Orange SA^	GBP500,000	5.88%	7/2/2022	668,640	0.01%
Electricite de France SA^	USD700,000	5.25%	29/1/2023	662,375	0.01%
Agence Francaise de Developpement	EUR600,000	0.88%	25/5/2031	661,310	0.01%
Orange SA	EUR600,000	0.88%	3/2/2027	660,962	0.01%
SNCF Reseau EPIC	EUR500,000	2.63%	29/12/2025	652,081	0.01%
BPCE SA	USD650,000	3.00%	22/5/2022	628,633	0.01%
CNP Assurances^	EUR500,000	4.50%	10/6/2047	597,296	0.01%
RTE Reseau de Transport d'Electricite SADIR	EUR500,000	1.63%	8/10/2024	596,547	0.01%
Sodexo SA	EUR500,000	1.75%	24/1/2022	595,577	0.01%
Agence Francaise de Developpement	USD600,000	1.88%	14/9/2020	590,618	0.01%
BNP Paribas Home Loan SFH SA	EUR500,000	0.88%	14/11/2024	589,797	0.01%
Cie Generale des Etablissements Michelin SCA	EUR500,000	2.50%	3/9/2038	588,581	0.01%
BNP Paribas SA	EUR500,000	1.13%	15/1/2023	584,895	0.01%
Societe Generale SFH SA	EUR500,000	1.75%	5/3/2020	584,608	0.01%
BNP Paribas SA	USD600,000	3.50%	1/3/2023	582,136	0.01%
APRR SA	EUR500,000	1.13%	15/1/2021	582,114	0.01%
BPCE SFH SA	EUR500,000	1.50%	30/1/2020	581,911	0.01%
Banque Federative du Credit Mutuel SA	USD600,000	2.70%	20/7/2022	581,815	0.01%
Cie de Financement Foncier SA	EUR500,000	0.63%	10/2/2023	581,478	0.01%
Societe Du Grand Paris EPIC	EUR500,000	1.13%	22/10/2028	581,457	0.01%
Societe Generale SFH SA	EUR500,000	0.50%	20/1/2023	580,931	0.01%
Cie de Financement Foncier SA	EUR500,000	0.75%	21/1/2025	580,423	0.01%
Banque Federative du Credit Mutuel SA	EUR500,000	1.25%	14/1/2025	580,229	0.01%
Sodexo SA	EUR500,000	1.13%	22/5/2025	577,170	0.01%
Credit Agricole Home Loan SFH SA	EUR500,000	1.25%	24/3/2031	576,915	0.01%
AXA Bank Europe SCF	EUR500,000	0.38%	23/3/2023	575,964	0.01%
BPCE SA	EUR500,000	0.63%	20/4/2020	575,704	0.01%
Bpifrance Financement SA	EUR500,000	0.10%	19/2/2021	574,850	0.01%
UNEDIC A.S.SEO	EUR500,000	0.25%	24/11/2023	574,563	0.01%
UNEDIC A.S.SEO	EUR500,000	0.13%	5/3/2020	574,434	0.01%
Cie de Financement Foncier SA	EUR500,000	0.50%	4/9/2024	573,657	0.01%
Societe Generale SA	EUR500,000	1.00%	1/4/2022	573,542	0.01%
Danone SA	EUR500,000	1.00%	26/3/2025	573,530	0.01%
LVMH Moet Hennessy Louis Vuitton SE	EUR500,000	0.38%	26/5/2022	573,335	0.01%
Sanofi	EUR500,000	1.13%	5/4/2028	573,299	0.01%
BPCE SFH SA	EUR500,000	0.38%	21/2/2024	573,284	0.01%
Danone SA	USD600,000	2.59%	2/11/2023	572,684	0.01%
SNCF Reseau EPIC	EUR500,000	1.13%	25/5/2030	572,645	0.01%
Cie de Financement Foncier SA	EUR500,000	0.33%	12/9/2023	572,592	0.01%

	元本	利率	償還日	公正価格 (米ドル)	純資産総額 比率
AXA SA^	EUR500,000	3.38%	6/7/2047	571,946	0.01%
Carrefour SA	EUR500,000	1.75%	4/5/2026	568,849	0.01%
RTE Reseau de Transport d'Electricite SADIR	EUR500,000	2.13%	27/9/2038	567,163	0.01%
SCOR SE^	EUR500,000	3.00%	8/6/2046	567,087	0.01%
Credit Agricole Home Loan SFH SA	EUR500,000	1.50%	28/9/2038	566,048	0.01%
Credit Agricole SA	EUR500,000	1.38%	13/3/2025	565,753	0.01%
Renault SA	EUR500,000	2.00%	28/9/2026	564,787	0.01%
RTE Reseau de Transport d'Electricite SADIR	EUR500,000	1.50%	27/9/2030	562,682	0.01%
Airbus Finance BV	EUR500,000	1.38%	13/5/2031	558,731	0.01%
Electricite de France SA^	EUR500,000	5.00%	22/1/2026	555,727	0.01%
APRR SA	EUR500,000	1.50%	17/1/2033	554,364	0.01%
Credit Agricole SA	USD550,000	3.88%	15/4/2024	549,381	0.01%
Caisse d'Amortissement de la Dette Sociale	USD550,000	2.00%	22/3/2021	541,995	0.01%
Sanofi	USD525,000	4.00%	29/3/2021	536,100	0.01%
Danone SA^	EUR500,000	1.75%	23/6/2023	535,852	0.01%
Holding d'Infrastructures de Transport SAS	EUR500,000	1.63%	27/11/2027	531,638	0.01%
Electricite de France SA	USD550,000	3.63%	13/10/2025	528,112	0.01%
Engie SA^	EUR500,000	1.38%	16/4/2023	524,292	0.01%
Credit Agricole Assurances SA^	EUR500,000	2.63%	29/1/2048	496,212	0.01%
BPCE SA	USD500,000	4.63%	12/9/2028	492,641	0.01%
Caisse d'Amortissement de la Dette Sociale	USD475,000	3.38%	20/3/2024	487,820	0.01%
SNCF Reseau EPIC	EUR350,000	4.50%	30/1/2024	486,197	0.01%
Electricite de France SA	GBP300,000	6.00%	23/1/2114	484,763	0.01%
Societe Generale SA	USD500,000	4.25%	14/4/2025	479,291	0.01%
RCI Banque SA	GBP385,000	1.88%	8/11/2022	475,676	0.01%
Caisse Francaise de Financement Local	EUR400,000	1.13%	9/9/2025	474,533	0.01%
Credit Agricole SA	USD500,000	3.25%	4/10/2024	468,661	0.01%
Credit Agricole SA	GBP300,000	7.38%	18/12/2023	468,503	0.01%
TOTAL SA^	EUR400,000	3.37%	6/10/2026	466,523	0.01%
Engie SA	EUR400,000	1.38%	19/5/2020	466,433	0.00%
La Poste SA	EUR400,000	1.13%	4/6/2025	465,948	0.00%
TOTAL SA^	EUR400,000	2.71%	5/5/2023	465,834	0.00%
BPCE SFH SA	EUR400,000	0.50%	11/10/2022	464,517	0.00%
Credit Agricole SA	EUR400,000	2.63%	17/3/2027	464,399	0.00%
UNEDIC A.S.SEO	EUR400,000	0.63%	3/3/2026	461,821	0.00%
LVMH Moet Hennessy Louis Vuitton SE	EUR400,000	0.75%	26/5/2024	458,648	0.00%
Engie SA	EUR400,000	2.00%	28/9/2037	458,223	0.00%
Pernod Ricard SA	USD450,000	4.25%	15/7/2022	457,589	0.00%
Engie SA	EUR400,000	0.88%	19/9/2025	454,483	0.00%
TOTAL SA^	EUR400,000	2.63%	26/2/2025	453,830	0.00%
Edenred	EUR400,000	1.88%	6/3/2026	453,762	0.00%
Cie de Saint-Gobain	EUR400,000	1.88%	21/9/2028	453,155	0.00%

Electricite de France SA	USD500,000	4.88%	22/1/2044	450,183	0.00%
BNP Paribas SA	USD450,000	4.38%	28/9/2025	436,655	0.00%
BPCE SA	GBP300,000	5.25%	16/4/2029	429,495	0.00%
SNCF Reseau EPIC	EUR250,000	5.00%	10/10/2033	426,445	0.00%
Credit Agricole Home Loan SFH SA	EUR300,000	4.00%	16/7/2025	420,841	0.00%
SNCF Reseau EPIC	GBP200,000	4.83%	25/3/2060	408,252	0.00%
BNP Paribas SA	USD400,000	4.38%	12/5/2026	385,794	0.00%
Credit Agricole Home Loan SFH SA	EUR300,000	4.00%	17/1/2022	385,365	0.00%
Total Capital International SA	EUR300,000	2.50%	25/3/2026	378,931	0.00%
Electricite de France SA	USD400,000	4.75%	13/10/2035	375,702	0.00%
Banque Federative du Credit Mutuel SA	EUR300,000	2.63%	18/3/2024	374,667	0.00%
BNP Paribas SA^	USD400,000	4.38%	1/3/2033	372,882	0.00%
AXA SA	USD300,000	8.60%	15/12/2030	372,681	0.00%
Orange SA^	EUR300,000	5.25%	7/2/2024	372,054	0.00%
Caisse de Refinancement de l'Habitat SA	EUR300,000	3.90%	18/1/2021	371,721	0.00%
Total Capital International SA	EUR300,000	2.13%	15/3/2023	367,333	0.00%
Capgemini SE	EUR300,000	2.50%	1/7/2023	366,412	0.00%
Airbus SE	USD380,000	3.95%	10/4/2047	359,670	0.00%
Electricite de France SA^	GBP300,000	5.88%	22/1/2029	357,223	0.00%
BPCE SFH SA	EUR300,000	2.13%	17/9/2020	356,498	0.00%
HSBC SFH France SA	EUR300,000	1.88%	28/10/2020	355,922	0.00%
Engie Alliance GIE	EUR250,000	5.75%	24/6/2023	353,624	0.00%
Veolia Environnement SA	GBP200,000	6.13%	29/10/2037	353,579	0.00%
Pernod Ricard SA	EUR300,000	2.00%	22/6/2020	353,037	0.00%
Publicis Groupe SA	EUR300,000	1.13%	16/12/2021	349,831	0.00%
Cie de Financement Foncier SA	EUR300,000	0.63%	12/11/2021	349,289	0.00%
Caisse Francaise de Financement Local	EUR300,000	0.50%	13/4/2022	348,457	0.00%
HSBC SFH France SA	EUR300,000	0.38%	11/3/2022	347,647	0.00%
TDF Infrastructure SAS	EUR300,000	2.50%	7/4/2026	347,211	0.00%
HSBC France SA	EUR300,000	0.63%	3/12/2020	346,590	0.00%
BNP Paribas Home Loan SFH SA	EUR300,000	0.25%	2/9/2021	346,053	0.00%
BPCE SFH SA	EUR300,000	0.38%	28/7/2020	345,945	0.00%

	元本	利率	償還日	公正価格 (米ドル)	純資産総額 比率
BPCE SFH SA	EUR300,000	0.38%	10/2/2023	345,924	0.00%
Electricite de France SA	USD350,000	2.35%	13/10/2020	345,280	0.00%
Agence Francaise de Developpement	EUR300,000	0.13%	31/3/2021	345,209	0.00%
La Banque Postale Home Loan SFH SA	EUR300,000	0.18%	22/4/2022	345,208	0.00%
Kering SA	EUR300,000	1.25%	10/5/2026	344,971	0.00%
Societe Generale SFH SA	EUR300,000	0.13%	27/2/2020	344,229	0.00%
Engie SA	EUR300,000	1.88%	19/9/2033	343,395	0.00%
Schneider Electric SE	EUR300,000	0.88%	11/3/2025	341,785	0.00%
APRR SA	EUR300,000	1.63%	13/1/2032	340,330	0.00%
Region of Ile de France	EUR300,000	0.63%	23/4/2027	339,617	0.00%
Bouygues SA	EUR300,000	1.38%	7/6/2027	338,604	0.00%
BNP Paribas SA	USD350,000	4.63%	13/3/2027	338,590	0.00%
Cie de Saint-Gobain	EUR300,000	1.00%	17/3/2025	336,407	0.00%
RCI Banque SA	EUR300,000	0.75%	26/9/2022	335,572	0.00%

Caisse d' Amortissement de la Dette Sociale	EUR250,000	4.38%	25/10/2021	323,301	0.00%
Renault SA	EUR300,000	1.00%	28/11/2025	321,237	0.00%
French Republic Government Bond OAT	EUR200,000	8.50%	25/4/2023	314,499	0.00%
Electricite de France SA	USD325,000	5.25%	13/10/2055	305,550	0.00%
Sanofi	USD300,000	3.38%	19/6/2023	301,570	0.00%
Electricite de France SA	USD300,000	6.00%	22/1/2114	298,458	0.00%
BPCE SA	USD300,000	2.25%	27/1/2020	296,536	0.00%
Danone SA	USD300,000	2.08%	2/11/2021	289,888	0.00%
Suez	EUR200,000	5.50%	22/7/2024	287,499	0.00%
Pernod Ricard SA	USD300,000	3.25%	8/6/2026	286,125	0.00%
SNCF Reseau EPIC	EUR200,000	3.13%	25/10/2028	276,560	0.00%
Societe Generale SCF SA	EUR200,000	4.25%	3/2/2023	267,371	0.00%
Engie SA	GBP150,000	5.00%	1/10/2060	266,615	0.00%
Orange SA^	GBP200,000	5.75%	1/4/2023	266,182	0.00%
Caisse de Refinancement de l' Habitat SA	EUR200,000	3.30%	23/9/2022	256,605	0.00%
Caisse Francaise de Financement Local	EUR200,000	2.38%	17/1/2024	252,891	0.00%
Credit Mutuel-CIC Home Loan SFH SA	EUR200,000	4.38%	17/3/2021	251,295	0.00%
Sanofi	USD250,000	3.63%	19/6/2028	251,173	0.00%
Credit Agricole SA	USD250,000	3.38%	10/1/2022	245,123	0.00%
Region of Ile de France	EUR200,000	1.38%	14/3/2029	239,204	0.00%
Schneider Electric SE	EUR200,000	1.50%	8/9/2023	238,355	0.00%
APRR SA	EUR200,000	1.50%	15/1/2024	237,912	0.00%
Caisse Francaise de Financement Local	EUR200,000	1.50%	13/1/2031	237,775	0.00%
BPCE SA^	EUR200,000	2.75%	30/11/2027	237,531	0.00%
Terega SA	EUR200,000	2.20%	5/8/2025	237,367	0.00%
RTE Reseau de Transport d' Electricite SADR	EUR200,000	1.63%	27/11/2025	236,877	0.00%
Caisse d' Amortissement de la Dette Sociale	USD230,000	3.38%	20/3/2024	236,540	0.00%
UNEDIC A.S.SEO	EUR200,000	0.88%	25/10/2022	236,411	0.00%
Total Capital International SA	EUR200,000	1.38%	19/3/2025	236,390	0.00%
La Banque Postale SA^	EUR200,000	2.75%	19/11/2027	235,643	0.00%
Aeroports de Paris	EUR200,000	2.13%	11/10/2038	235,256	0.00%
Wendel SA	EUR200,000	2.75%	2/10/2024	235,055	0.00%
BPCE SA	USD250,000	3.38%	2/12/2026	234,524	0.00%
Engie SA^	EUR200,000	3.88%	2/6/2024	234,346	0.00%
Societe Generale SA	EUR200,000	2.25%	23/1/2020	234,304	0.00%
Imerys SA	EUR200,000	2.00%	10/12/2024	234,091	0.00%
Electricite de France SA^	EUR200,000	5.38%	29/1/2025	233,488	0.00%
Arkea Home Loans SFH SA	EUR200,000	0.63%	30/9/2022	233,173	0.00%
Electricite de France SA^	EUR200,000	4.13%	22/1/2022	232,814	0.00%
Kering SA	EUR200,000	1.50%	5/4/2027	232,604	0.00%
Credit Mutuel-CIC Home Loan SFH SA	EUR200,000	0.88%	7/4/2026	232,466	0.00%
Agence Francaise de Developpement	EUR200,000	0.50%	25/10/2022	232,391	0.00%
Klepierre SA	EUR200,000	1.00%	17/4/2023	231,569	0.00%
Credit Mutuel-CIC Home Loan SFH SA	EUR200,000	0.38%	12/9/2022	231,247	0.00%
Cie de Financement Foncier SA	EUR200,000	0.38%	29/10/2020	230,845	0.00%
Credit Agricole Home Loan SFH SA	EUR200,000	0.38%	24/3/2023	230,623	0.00%

BPCE SA	USD250,000	3.25%	11/1/2028	230,610	0.00%
BPCE SA	EUR200,000	0.75%	22/1/2020	230,560	0.00%
Air Liquide Finance SA	EUR200,000	1.25%	13/6/2028	230,131	0.00%
Bpifrance Financement SA	EUR200,000	0.13%	25/11/2020	230,128	0.00%
Credit Agricole Home Loan SFH SA	EUR200,000	0.13%	28/8/2020	229,868	0.00%
Imerys SA	EUR200,000	0.88%	31/3/2022	229,764	0.00%
Capgemini SE	EUR200,000	0.50%	9/11/2021	229,444	0.00%
RCI Banque SA	EUR200,000	1.25%	8/6/2022	228,556	0.00%
	元本	利率	償還日	公正価格 (米ドル)	純資産総額 比率
BNP Paribas Home Loan SFH SA	EUR200,000	0.38%	7/5/2025	228,223	0.00%
La Banque Postale Home Loan SFH SA	EUR200,000	0.38%	24/1/2025	228,055	0.00%
Carrefour SA	EUR200,000	0.88%	12/6/2023	226,662	0.00%
SNCF Reseau EPIC	EUR200,000	1.50%	29/5/2037	226,531	0.00%
Renault SA	EUR200,000	1.00%	8/3/2023	225,417	0.00%
RCI Banque SA	EUR200,000	0.25%	12/7/2021	224,987	0.00%
Capgemini SE	EUR200,000	1.00%	18/10/2024	224,517	0.00%
Caisse Francaise de Financement Local	EUR200,000	1.25%	22/1/2035	223,838	0.00%
Capgemini SE	EUR200,000	1.75%	18/4/2028	223,161	0.00%
RCI Banque SA	EUR200,000	1.63%	26/5/2026	220,638	0.00%
Renault SA	EUR200,000	1.00%	18/4/2024	220,331	0.00%
Suez^	EUR200,000	2.88%	19/4/2024	219,989	0.00%
Indigo Group SAS	EUR200,000	1.63%	19/4/2028	219,531	0.00%
Total Capital Canada Ltd.	USD225,000	2.75%	15/7/2023	219,031	0.00%
Orange SA	USD200,000	5.38%	13/1/2042	211,575	0.00%
SNCF Mobilites	EUR150,000	4.63%	2/2/2024	209,253	0.00%
BPCE SA	USD200,000	5.70%	22/10/2023	207,643	0.00%
Orange SA	USD200,000	4.13%	14/9/2021	204,021	0.00%
BPCE SA	USD200,000	5.15%	21/7/2024	200,781	0.00%
BNP Paribas SA	USD200,000	4.25%	15/10/2024	197,289	0.00%
Engie SA	USD200,000	2.88%	10/10/2022	197,159	0.00%
AXA SA^	USD200,000	6.38%	14/12/2036	197,000	0.00%
Societe Generale SA	USD200,000	4.75%	24/11/2025	196,808	0.00%
Banque Federative du Credit Mutuel SA	USD200,000	2.20%	20/7/2020	196,411	0.00%
Danone SA	USD200,000	3.00%	15/6/2022	196,024	0.00%
Banque Federative du Credit Mutuel SA	USD200,000	2.50%	13/4/2021	195,957	0.00%
BPCE SA	USD200,000	4.50%	15/3/2025	193,511	0.00%
La Poste SA	EUR150,000	4.25%	8/11/2021	191,545	0.00%
Caisse d'Amortissement de la Dette Sociale	EUR150,000	4.25%	25/4/2020	181,897	0.00%
Electricite de France SA	USD200,000	4.95%	13/10/2045	181,167	0.00%
Engie SA	GBP100,000	7.00%	30/10/2028	177,567	0.00%
Electricite de France SA	USD200,000	5.00%	21/9/2048	175,000	0.00%
Electricite de France SA	GBP100,000	5.13%	22/9/2050	152,894	0.00%
Total Capital SA	USD150,000	3.88%	11/10/2028	152,250	0.00%
SNCF Reseau EPIC	EUR100,000	4.25%	7/10/2026	145,683	0.00%
Veolia Environnement SA	EUR100,000	4.63%	30/3/2027	143,594	0.00%
Caisse d'Amortissement de la Dette Sociale	EUR100,000	4.00%	15/12/2025	142,695	0.00%

AXA SA	GBP100,000	7.13%	15/12/2020	139,735	0.00%
Electricite de France SA	EUR100,000	4.00%	12/11/2025	134,530	0.00%
Caisse de Refinancement de l'Habitat SA	EUR100,000	3.60%	8/3/2024	134,276	0.00%
Electricite de France SA	USD115,000	6.95%	26/1/2039	132,789	0.00%
Cie de Financement Foncier SA	EUR100,000	5.75%	4/10/2021	132,568	0.00%
AXA SA ^	GBP100,000	5.63%	16/1/2054	130,652	0.00%
Total Capital International SA	GBP100,000	2.25%	9/6/2022	130,290	0.00%
Total Capital International SA	GBP100,000	2.25%	17/12/2020	129,413	0.00%
Region of Ile de France	EUR100,000	2.38%	24/4/2026	129,300	0.00%
Caisse Francaise de Financement Local	EUR100,000	4.25%	26/1/2022	129,295	0.00%
Total Capital International SA	EUR100,000	2.88%	19/11/2025	129,013	0.00%
BPCE SFH SA	EUR100,000	4.00%	23/3/2022	128,991	0.00%
AXA SA ^	GBP100,000	5.45%	4/3/2026	128,939	0.00%
Caisse de Refinancement de l'Habitat SA	EUR100,000	2.40%	17/1/2025	128,075	0.00%
RTE Réseau de Transport d'Electricite SADIR	EUR100,000	2.75%	20/6/2029	128,037	0.00%
Cie de Financement Foncier SA	EUR100,000	4.88%	25/5/2021	127,862	0.00%
Agence Francaise de Developpement	EUR100,000	2.25%	28/5/2026	127,669	0.00%
Cie Financiere et Industrielle des Autoroutes SA	EUR100,000	5.00%	24/5/2021	127,458	0.00%
Caisse d'Amortissement de la Dette Sociale	EUR100,000	2.38%	25/1/2024	127,395	0.00%
UNEDIC A.S.SEO	EUR100,000	2.38%	25/5/2024	127,314	0.00%
Banque Federative du Credit Mutuel SA	EUR100,000	3.00%	28/11/2023	127,067	0.00%
Agence Francaise de Developpement	EUR100,000	2.25%	27/5/2025	126,863	0.00%
RTE Réseau de Transport d'Electricite SADIR	EUR100,000	2.88%	12/9/2023	126,765	0.00%
Regie Autonome des Transports Parisiens	EUR100,000	2.88%	9/9/2022	126,599	0.00%
Autoroutes du Sud de la France SA	EUR100,000	2.95%	17/1/2024	126,460	0.00%
Holding d'Infrastructures de Transport SAS	EUR100,000	4.88%	27/10/2021	126,446	0.00%
Suez	EUR100,000	2.75%	9/10/2023	126,438	0.00%
Arkea Home Loans SFH SA	EUR100,000	4.50%	13/4/2021	126,350	0.00%
BPCE SFH SA	EUR100,000	3.75%	13/9/2021	126,050	0.00%
Credit Mutuel-CIC Home Loan SFH SA	EUR100,000	4.38%	17/3/2021	125,647	0.00%
Sanofi	EUR100,000	2.50%	14/11/2023	125,362	0.00%

	元本	利率	償還日	公正価格 (米ドル)	純資産総額 比率
HSBC SFH France SA	EUR100,000	2.00%	16/10/2023	124,155	0.00%
Credit Agricole Home Loan SFH SA	EUR100,000	3.88%	12/1/2021	123,715	0.00%
BNP Paribas SA	USD125,000	2.38%	21/5/2020	123,697	0.00%
Bpifrance Financement SA	EUR100,000	2.38%	25/4/2022	123,638	0.00%
BNP Paribas Home Loan SFH SA	EUR100,000	3.75%	11/1/2021	123,368	0.00%
BPCE SFH SA	EUR100,000	1.75%	27/6/2024	122,951	0.00%
Schneider Electric SE	USD125,000	2.95%	27/9/2022	122,886	0.00%
Coface SA	EUR100,000	4.13%	27/3/2024	121,894	0.00%
Orange SA ^	EUR100,000	5.00%	1/10/2026	121,823	0.00%
Sanofi	EUR100,000	1.75%	10/9/2026	121,159	0.00%
Legrand SA	EUR100,000	1.88%	16/12/2027	120,518	0.00%
Banque Federative du Credit Mutuel SA	EUR100,000	2.63%	24/2/2021	120,459	0.00%

CIF Euromortgage SA	EUR100,000	3.50%	17/6/2020	120,389	0.00%
Orange SA^	EUR100,000	4.00%	1/10/2021	120,270	0.00%
Agence Francaise de Developpement	EUR100,000	3.63%	21/4/2020	120,084	0.00%
Sanofi	EUR100,000	1.50%	22/9/2025	120,058	0.00%
Societe Fonciere Lyonnaise SA	EUR100,000	2.25%	16/11/2022	120,028	0.00%
Aeroports de Paris	EUR100,000	1.50%	24/7/2023	119,550	0.00%
BPCE SA	EUR100,000	2.13%	17/3/2021	119,385	0.00%
Indigo Group SAS	EUR100,000	2.13%	16/4/2025	118,882	0.00%
UNEDIC A.S.SEO	EUR100,000	1.50%	16/4/2021	118,879	0.00%
BPCE SA	EUR100,000	2.88%	22/4/2026	118,803	0.00%
RCI Banque SA	EUR100,000	2.25%	29/3/2021	118,145	0.00%
Klepierre SA	EUR100,000	1.75%	6/11/2024	118,040	0.00%
ICADE	EUR100,000	1.88%	14/9/2022	117,960	0.00%
Publicis Groupe SA	EUR100,000	1.63%	16/12/2024	117,959	0.00%
BNP Paribas SA^	EUR100,000	2.88%	20/3/2026	117,902	0.00%
BNP Paribas SA^	EUR100,000	2.63%	14/10/2027	117,877	0.00%
LVMH Moet Hennessy Louis Vuitton SE	EUR100,000	1.75%	13/11/2020	117,831	0.00%
Carmila SA	EUR100,000	2.38%	18/9/2023	117,759	0.00%
Caisse Francaise de Financement Local	EUR100,000	1.75%	16/7/2020	117,746	0.00%
Carrefour SA	EUR100,000	1.75%	15/7/2022	117,589	0.00%
La Banque Postale SA^	EUR100,000	2.75%	23/4/2026	117,559	0.00%
Air Liquide Finance SA	EUR100,000	1.25%	3/6/2025	117,400	0.00%
Lafarge SA	USD100,000	7.13%	15/7/2036	117,250	0.00%
Danone SA	EUR100,000	1.25%	30/5/2024	117,014	0.00%
Sanofi	EUR100,000	0.88%	22/9/2021	116,936	0.00%
Credit Agricole Home Loan SFH SA	EUR100,000	1.63%	11/3/2020	116,844	0.00%
UNEDIC A.S.SEO	EUR100,000	1.25%	29/5/2020	116,835	0.00%
Credit Agricole Home Loan SFH SA	EUR100,000	0.63%	28/11/2022	116,703	0.00%
Credit Mutuel-CIC Home Loan SFH SA	EUR100,000	1.38%	22/4/2020	116,669	0.00%
HSBC France SA	EUR100,000	1.88%	16/1/2020	116,656	0.00%
Capgemini SE	EUR100,000	1.75%	1/7/2020	116,539	0.00%
Eutelsat SA	EUR100,000	2.63%	13/1/2020	116,381	0.00%
Gecina SA	EUR100,000	1.50%	20/1/2025	116,153	0.00%
Carmila SA	EUR100,000	2.38%	16/9/2024	116,082	0.00%
RCI Banque SA	EUR100,000	1.38%	17/11/2020	115,934	0.00%
Societe Generale SA	EUR100,000	0.75%	25/11/2020	115,853	0.00%
Suez^	EUR100,000	3.00%	23/6/2020	115,807	0.00%
Pernod Ricard SA	EUR100,000	1.50%	18/5/2026	115,781	0.00%
Holding d' Infrastructures de Transport SAS	EUR100,000	2.25%	24/3/2025	115,474	0.00%
BNP Paribas SA	EUR100,000	2.38%	17/2/2025	115,432	0.00%
RTE Reseau de Transport d' Electricite SADR	EUR100,000	2.00%	18/4/2036	115,259	0.00%
Air Liquide Finance SA	EUR100,000	0.38%	18/4/2022	115,120	0.00%
Cie de Financement Foncier SA	EUR100,000	0.25%	16/3/2022	114,991	0.00%
Danone SA	EUR100,000	1.13%	14/1/2025	114,910	0.00%
Air Liquide Finance SA	EUR100,000	0.75%	13/6/2024	114,909	0.00%
RCI Banque SA	EUR100,000	0.63%	4/3/2020	114,681	0.00%
Engie SA	EUR100,000	1.38%	22/6/2028	114,577	0.00%
Air Liquide Finance SA	EUR100,000	0.13%	13/6/2020	114,528	0.00%

PSA Banque France SA	EUR100,000	0.50%	17/1/2020	114,513	0.00%
Edenred	EUR100,000	1.38%	10/3/2025	113,457	0.00%
Suez^	EUR100,000	2.50%	30/3/2022	113,085	0.00%
Autoroutes du Sud de la France SA	EUR100,000	1.00%	13/5/2026	112,539	0.00%
Valeo SA	EUR100,000	0.63%	11/1/2023	111,132	0.00%
Wendel SA	EUR100,000	2.50%	9/2/2027	110,958	0.00%
Valeo SA	EUR100,000	1.50%	18/6/2025	109,668	0.00%
ICADE	EUR100,000	1.13%	17/11/2025	108,694	0.00%

	元本	利率	償還日	公正価格 (米ドル)	純資産総額 比率
BNP Paribas SA	USD100,000	5.00%	15/1/2021	103,557	0.00%
Credit Agricole SA	USD100,000	2.75%	10/6/2020	99,192	0.00%
Cie de Financement Foncier SA	EUR50,000	3.88%	25/4/2055	85,058	0.00%
Electricite de France SA	EUR50,000	4.50%	12/11/2040	73,104	0.00%
Caisse Francaise de Financement Local	EUR50,000	5.38%	8/7/2024	72,816	0.00%
Electricite de France SA	EUR50,000	4.63%	11/9/2024	68,305	0.00%
Autoroutes du Sud de la France SA	EUR50,000	5.63%	4/7/2022	67,707	0.00%
Caisse Francaise de Financement Local	EUR50,000	4.88%	2/6/2021	64,050	0.00%
SNCF Reseau EPIC	EUR50,000	6.00%	12/10/2020	63,564	0.00%
BNP Paribas SA	EUR50,000	2.88%	26/9/2023	63,064	0.00%
Cie de Financement Foncier SA	EUR50,000	4.38%	15/4/2021	63,016	0.00%
Caisse Francaise de Financement Local	EUR50,000	4.25%	26/1/2021	62,387	0.00%
BNP Paribas SA	EUR50,000	2.88%	24/10/2022	62,275	0.00%
Carrefour SA	EUR50,000	3.88%	25/4/2021	61,734	0.00%
Credit Agricole SA	EUR50,000	3.90%	19/4/2021	61,558	0.00%
Caisse d'Amortissement de la Dette Sociale	EUR50,000	3.75%	25/10/2020	61,464	0.00%
Orange SA	EUR50,000	3.88%	14/1/2021	61,463	0.00%
BNP Paribas SA	EUR50,000	3.75%	25/11/2020	61,174	0.00%
Caisse Francaise de Financement Local	EUR50,000	3.50%	24/9/2020	60,821	0.00%
Banque Federative du Credit Mutuel SA	EUR50,000	4.13%	20/7/2020	60,777	0.00%
SNCF Mobilites	EUR50,000	3.63%	3/6/2020	60,340	0.00%
Credit Mutuel-CIC Home Loan SFH SA	EUR50,000	3.13%	9/9/2020	60,340	0.00%
Aeroports de Paris	EUR50,000	3.89%	10/5/2020	60,258	0.00%
Autoroutes du Sud de la France SA	EUR50,000	4.13%	13/4/2020	60,189	0.00%
Caisse de Refinancement de l'Habitat SA	EUR50,000	3.75%	19/2/2020	59,712	0.00%
Total Capital International SA	AUD70,000	4.25%	26/11/2021	51,423	0.00%
				726,055,237	6.49%

ドイツ 5.69% (2017: 6.08%)

Bundesrepublik Deutschland Bundesanleihe	EUR30,350,000	2.25%	4/9/2020	36,387,768	0.33%
Bundesobligation	EUR17,000,000	0.00%	8/4/2022	19,764,114	0.18%
Bundesrepublik Deutschland Bundesanleihe	EUR17,098,163	0.25%	15/8/2028	19,559,173	0.18%
Bundesrepublik Deutschland Bundesanleihe	EUR15,400,000	2.25%	4/9/2021	18,948,156	0.17%
Bundesrepublik Deutschland Bundesanleihe	EUR14,600,000	0.50%	15/2/2028	17,178,406	0.15%

Bundesrepublik Deutschland Bundesanleihe	EUR12,700,000	3.25%	4/7/2021	15,927,558	0.14%
Bundesrepublik Deutschland Bundesanleihe	EUR8,050,000	2.50%	4/7/2044	12,778,228	0.11%
Bundesobligation Bundesrepublik Deutschland Bundesanleihe	EUR10,000,000	0.00%	8/10/2021	11,613,261	0.10%
Bundesrepublik Deutschland Bundesanleihe	EUR6,150,000	4.75%	4/7/2034	11,461,335	0.10%
Bundesrepublik Deutschland Bundesanleihe	EUR5,800,000	2.50%	15/8/2046	9,333,908	0.08%
Bundesrepublik Deutschland Bundesanleihe	EUR7,345,098	0.50%	15/8/2027	8,678,169	0.08%
Bundesrepublik Deutschland Bundesanleihe	EUR4,800,000	4.00%	4/1/2037	8,648,771	0.08%
Bundesrepublik Deutschland Bundesanleihe	EUR4,610,000	5.50%	4/1/2031	8,475,825	0.08%
Bundesrepublik Deutschland Bundesanleihe	EUR4,400,000	3.25%	4/7/2042	7,737,625	0.07%
Bundesrepublik Deutschland Bundesanleihe	EUR6,000,000	1.00%	15/8/2025	7,365,649	0.07%
Bundesrepublik Deutschland Bundesanleihe	EUR5,800,000	1.25%	15/8/2048	7,275,766	0.07%
KFW Bundesobligation	EUR6,000,000	0.13%	24/2/2023	6,929,135	0.06%
KFW Bundesobligation	EUR5,821,000	0.00%	13/10/2023	6,755,581	0.06%
KFW Bundesobligation	EUR5,600,000	1.63%	15/1/2021	6,668,371	0.06%
Land Berlin Bundesobligation	EUR5,724,434	0.00%	7/10/2022	6,653,497	0.06%
Land Berlin Bundesobligation	EUR5,000,000	3.13%	17/8/2021	6,228,007	0.06%
Bundesobligation	EUR5,000,000	0.00%	14/4/2023	5,809,660	0.05%
Bundesobligation	EUR5,000,000	0.25%	16/10/2020	5,808,288	0.05%
Bundesobligation	EUR5,000,000	0.00%	17/4/2020	5,760,870	0.05%
KFW Bundesrepublik Deutschland Bundesanleihe	EUR5,000,000	0.50%	15/9/2027	5,699,734	0.05%
Bundesrepublik Deutschland Bundesanleihe	EUR2,600,000	4.75%	4/7/2040	5,379,426	0.05%
Bundesrepublik Deutschland Bundesanleihe	EUR4,100,000	1.00%	15/8/2024	5,010,776	0.05%
KFW Bundesrepublik Deutschland Bundesanleihe	EUR4,000,000	3.63%	20/1/2020	4,769,053	0.04%
Bundesrepublik Deutschland Bundesanleihe	EUR3,850,000	1.75%	4/7/2022	4,750,471	0.04%
State of Lower Saxony State of Rhineland-Palatinate	EUR4,000,000	0.00%	1/3/2021	4,603,716	0.04%
State of Rhineland-Palatinate	EUR4,000,000	0.00%	23/3/2020	4,594,379	0.04%
Bundesrepublik Deutschland Bundesanleihe	EUR2,350,000	4.25%	4/7/2039	4,519,851	0.04%
KFW Bundesrepublik Deutschland Bundesanleihe	GBP3,000,000	0.88%	15/3/2022	3,777,052	0.03%
Bundesrepublik Deutschland Bundesanleihe	EUR2,800,000	1.75%	15/2/2024	3,535,203	0.03%
KFW State of Lower Saxony	EUR3,000,000	0.00%	30/6/2021	3,461,248	0.03%
State of Lower Saxony	EUR3,000,000	0.00%	10/1/2022	3,452,527	0.03%
State of North Rhine-Westphalia Germany NRW Bank	EUR3,000,000	0.50%	16/4/2026	3,447,238	0.03%
NRW Bank	EUR3,000,000	0.13%	7/7/2023	3,444,814	0.03%
State of North Rhine-Westphalia Germany	EUR3,000,000	0.00%	5/12/2022	3,439,992	0.03%

元本

利率

償還日

公正価格
(米ドル)純資産総額
比率

DVB Bank SE	EUR3,000,000	1.00%	25/4/2022	3,413,225	0.03%
Bundesrepublik Deutschland Bundesanleihe	EUR2,650,000	2.50%	4/1/2021	3,222,977	0.03%
Landeskreditbank Baden-Wuerttemberg Foerderbank	AUD4,204,000	4.25%	7/8/2025	3,215,785	0.03%
Landwirtschaftliche Rentenbank	EUR2,500,000	0.38%	22/1/2024	2,902,624	0.03%
KFW	USD2,900,000	1.88%	30/6/2020	2,868,158	0.03%
KFW	EUR2,250,000	1.13%	15/1/2020	2,615,157	0.02%
Bundesrepublik Deutschland Bundesanleihe	EUR2,150,000	3.25%	4/1/2020	2,557,646	0.02%
Landwirtschaftliche Rentenbank	USD2,500,000	1.88%	22/1/2020	2,480,100	0.02%
State of North Rhine-Westphalia Germany	EUR2,000,000	1.65%	22/2/2038	2,391,417	0.02%
KFW	EUR2,000,000	1.13%	9/5/2033	2,321,614	0.02%
Gemeinsame Deutsche Bundeslaender	EUR2,000,000	0.25%	18/3/2024	2,302,496	0.02%
Landwirtschaftliche Rentenbank	EUR2,000,000	0.63%	18/5/2027	2,302,215	0.02%
State of Hesse	EUR2,000,000	0.00%	15/9/2021	2,302,107	0.02%
Gemeinsame Deutsche Bundeslaender	EUR2,000,000	0.13%	14/4/2023	2,301,426	0.02%
Gemeinsame Deutsche Bundeslaender	EUR2,000,000	0.38%	17/4/2025	2,294,812	0.02%
Norddeutsche Landesbank Girozentrale	EUR2,000,000	0.38%	9/10/2024	2,293,733	0.02%
KFW	EUR1,950,000	0.63%	15/1/2025	2,290,694	0.02%
Free & Hanseatic City of Hamburg	EUR2,000,000	0.25%	20/1/2025	2,286,412	0.02%
NRW Bank	EUR2,000,000	0.63%	4/1/2028	2,284,078	0.02%
KFW	USD2,300,000	1.50%	15/6/2021	2,240,897	0.02%
KFW	USD2,160,000	3.13%	15/12/2021	2,189,581	0.02%
Deutsche Telekom International Finance BV	EUR1,900,000	0.25%	19/4/2021	2,177,304	0.02%
Bundesrepublik Deutschland Bundesanleihe	EUR1,750,000	3.00%	4/7/2020	2,111,367	0.02%
Deutsche Bank SA Espanola	EUR1,800,000	0.63%	15/12/2021	2,087,551	0.02%
DZ HYP AG	EUR1,800,000	0.50%	13/11/2025	2,061,112	0.02%
Bundesrepublik Deutschland Bundesanleihe	EUR1,741,000	0.25%	15/2/2027	2,020,997	0.02%
BMW Finance NV	EUR1,780,000	1.00%	14/11/2024	2,018,610	0.02%
KFW	USD2,020,000	1.75%	15/9/2021	1,975,596	0.02%
Bundesrepublik Deutschland Bundesanleihe	EUR1,600,000	2.00%	4/1/2022	1,970,381	0.02%
FMS Wertmanagement	EUR1,700,000	0.00%	13/11/2020	1,957,541	0.02%
FMS Wertmanagement	USD1,980,000	2.00%	1/8/2022	1,935,810	0.02%
Deutsche Bahn Finance GmbH	EUR1,630,000	1.38%	28/3/2031	1,886,894	0.02%
KFW	USD1,900,000	2.13%	15/6/2022	1,869,292	0.02%
Deutsche Bank AG	USD2,000,000	3.30%	16/11/2022	1,854,490	0.02%
Bundesrepublik Deutschland Bundesanleihe	EUR1,500,000	1.50%	4/9/2022	1,840,226	0.02%
innogy Finance BV	GBP1,300,000	6.50%	20/4/2021	1,825,238	0.02%
UniCredit Bank AG	EUR1,500,000	0.63%	20/11/2025	1,727,964	0.02%
Siemens Financieringsmaatschappij NV	USD1,800,000	1.70%	15/9/2021	1,722,209	0.02%
State of Lower Saxony	EUR1,500,000	0.40%	27/10/2025	1,720,471	0.02%
HSH Nordbank AG	EUR1,500,000	0.38%	27/4/2023	1,719,609	0.02%
Deutsche Kreditbank AG	EUR1,500,000	0.88%	2/10/2028	1,718,576	0.02%
Aareal Bank AG	EUR1,500,000	0.13%	1/2/2023	1,717,091	0.02%
Daimler International Finance BV	EUR1,500,000	0.25%	9/8/2021	1,704,594	0.02%
Deutsche Telekom International Finance BV	USD1,293,000	8.75%	15/6/2030	1,689,730	0.02%
Vonovia Finance BV	EUR1,500,000	0.88%	3/7/2023	1,682,480	0.02%
BMW Finance NV	EUR1,480,000	0.25%	14/1/2022	1,678,242	0.02%
KFW	GBP1,300,000	1.38%	1/2/2021	1,664,995	0.02%
HSH Nordbank AG	EUR1,400,000	0.10%	20/7/2020	1,605,011	0.02%
Bundesrepublik Deutschland Bundesanleihe	EUR850,000	6.25%	4/1/2030	1,602,335	0.02%
KFW	USD1,600,000	2.13%	17/1/2023	1,567,549	0.01%

BMW Finance NV	EUR1,300,000	1.00%	29/8/2025	1,456,819	0.01%
Volkswagen Financial Services AG	EUR1,280,000	2.25%	16/10/2026	1,441,245	0.01%
KFW	USD1,400,000	1.75%	31/3/2020	1,385,264	0.01%
KFW	USD1,400,000	1.63%	29/5/2020	1,380,889	0.01%
KFW	EUR1,200,000	0.00%	15/12/2022	1,380,636	0.01%
KFW	USD1,400,000	1.50%	20/4/2020	1,380,113	0.01%
Bundesrepublik Deutschland Bundesanleihe	EUR1,100,000	1.50%	15/5/2023	1,362,081	0.01%
E.ON International Finance BV	EUR1,080,000	5.75%	7/5/2020	1,328,753	0.01%
Bayer US Finance II LLC	USD1,325,000	2.75%	15/7/2021	1,287,354	0.01%
Landwirtschaftliche Rentenbank	GBP1,010,000	1.38%	8/9/2025	1,281,294	0.01%
Deutsche Bahn Finance GmbH	EUR1,100,000	1.00%	17/12/2027	1,271,488	0.01%
Santander Consumer Bank AG	EUR1,100,000	0.75%	17/10/2022	1,244,449	0.01%
State of North Rhine-Westphalia Germany	EUR1,050,000	1.25%	13/3/2020	1,223,866	0.01%
Merck Financial Services GmbH	EUR1,000,000	4.50%	24/3/2020	1,206,913	0.01%
KFW	USD1,200,000	2.63%	25/1/2022	1,200,593	0.01%
Land Berlin	EUR1,000,000	0.75%	8/9/2023	1,182,104	0.01%
KFW	USD1,200,000	2.13%	7/3/2022	1,181,341	0.01%
State of North Rhine-Westphalia Germany	EUR1,000,000	1.75%	26/10/2057	1,168,703	0.01%

	元本	利率	償還日	公正価格 (米ドル)	純資産総額 比率
KFW	EUR1,000,000	0.38%	15/3/2023	1,166,470	0.01%
Muenchener Rueckversicherungs- Gesellschaft AG in Muenchen^	EUR1,000,000	3.25%	26/5/2049	1,164,092	0.01%
State of Hesse	EUR1,000,000	1.30%	10/10/2033	1,162,569	0.01%
Land Berlin	EUR1,000,000	1.30%	13/6/2033	1,162,260	0.01%
Bayerische Landesbodenkreditanstalt	EUR1,000,000	0.63%	23/11/2026	1,152,725	0.01%
KFW	EUR1,000,000	0.00%	28/4/2022	1,152,574	0.01%
State of Lower Saxony	EUR1,000,000	0.25%	6/2/2024	1,151,302	0.01%
Deutsche Telekom International Finance BV	EUR1,000,000	0.38%	30/10/2021	1,147,414	0.01%
HSH Nordbank AG	EUR1,000,000	0.25%	25/4/2022	1,147,169	0.01%
Landesbank Hessen-Thueringen Girozentrale	EUR1,000,000	0.50%	25/9/2025	1,146,881	0.01%
KFW	EUR1,000,000	0.38%	9/3/2026	1,146,836	0.01%
ING-DiBa AG	EUR1,000,000	0.25%	9/10/2023	1,146,590	0.01%
Commerzbank AG	EUR1,000,000	0.50%	6/12/2021	1,144,602	0.01%
Deutsche Pfandbriefbank AG	EUR1,000,000	0.05%	5/9/2022	1,144,566	0.01%
Commerzbank AG	EUR1,000,000	0.05%	1/8/2022	1,144,525	0.01%
Siemens Financieringsmaatschappij NV	EUR1,000,000	0.38%	6/9/2023	1,144,085	0.01%
BASF SE	EUR1,000,000	0.88%	22/5/2025	1,143,882	0.01%
Deutsche Bank AG	EUR1,000,000	2.38%	11/1/2023	1,143,716	0.01%
Vier Gas Transport GmbH	EUR1,000,000	1.50%	25/9/2028	1,141,945	0.01%
State of Hesse	EUR1,000,000	0.13%	20/6/2024	1,141,066	0.01%
Landwirtschaftliche Rentenbank	EUR1,000,000	0.25%	29/8/2025	1,138,456	0.01%
Bayer Capital Corp. BV	EUR1,000,000	0.63%	15/12/2022	1,138,405	0.01%
UniCredit Bank AG	EUR1,000,000	0.50%	4/5/2026	1,138,303	0.01%
Muenchener Hypothekenbank eG	EUR1,000,000	0.63%	10/11/2027	1,133,978	0.01%
Allianz Finance II BV	EUR1,000,000	0.25%	6/6/2023	1,133,142	0.01%
Daimler International Finance BV	EUR1,000,000	0.25%	11/5/2022	1,128,155	0.01%
Commerzbank AG	EUR950,000	4.00%	30/3/2027	1,118,553	0.01%
TLG Immobilien AG	EUR1,000,000	1.38%	27/11/2024	1,115,657	0.01%

KFW	USD1,100,000	2.75%	8/9/2020	1,102,691	0.01%
innogy Finance BV	EUR1,000,000	1.50%	31/7/2029	1,096,774	0.01%
KFW	USD1,100,000	2.38%	29/12/2022	1,089,121	0.01%
HeidelbergCement Finance Luxembourg SA	EUR1,000,000	1.75%	24/4/2028	1,079,792	0.01%
Volkswagen International Finance NV^	EUR1,000,000	2.70%	14/12/2022	1,077,705	0.01%
Daimler AG	EUR1,000,000	1.00%	15/11/2027	1,071,932	0.01%
Deutsche Bank AG	EUR900,000	0.25%	15/5/2023	1,033,507	0.01%
Volkswagen International Finance NV^	EUR1,000,000	3.88%	14/6/2027	1,027,379	0.01%
Deutsche Telekom International Finance BV	EUR900,000	1.38%	30/1/2027	1,024,895	0.01%
Allianz Finance II BV	EUR900,000	0.88%	6/12/2027	1,011,162	0.01%
NRW Bank	USD1,000,000	3.13%	4/10/2021	1,010,650	0.01%
E.ON International Finance BV	GBP600,000	6.38%	7/6/2032	1,007,005	0.01%
KFW	USD1,000,000	2.63%	12/4/2021	1,000,768	0.01%
ZF North America Capital, Inc.	USD1,000,000	4.00%	29/4/2020	992,500	0.01%
KFW	USD1,000,000	2.50%	20/11/2024	986,727	0.01%
KFW	USD1,000,000	1.63%	15/3/2021	979,499	0.01%
Daimler Finance North America LLC	USD700,000	8.50%	18/1/2031	944,201	0.01%
State of Bremen	EUR800,000	0.50%	7/10/2022	935,955	0.01%
KFW	EUR800,000	1.25%	4/7/2036	930,495	0.01%
Landesbank Hessen-Thueringen Girozentrale	EUR800,000	0.00%	23/11/2020	918,359	0.01%
KFW	EUR800,000	0.00%	15/9/2023	916,216	0.01%
Volkswagen Financial Services AG	EUR800,000	0.25%	16/10/2020	910,669	0.01%
innogy Finance BV	GBP550,000	6.25%	3/6/2030	901,616	0.01%
Brenntag Finance BV	EUR800,000	1.13%	27/9/2025	884,130	0.01%
Deutsche Bank AG	GBP700,000	1.75%	16/12/2021	849,865	0.01%
Bundesrepublik Deutschland Bundesanleihe	EUR700,000	0.50%	15/2/2025	832,715	0.01%
Bayer US Finance II LLC	USD775,000	5.50%	15/8/2025	809,597	0.01%
Siemens Financieringsmaatschappij NV	EUR700,000	1.38%	6/9/2030	795,327	0.01%
Landwirtschaftliche Rentenbank	USD795,000	2.38%	21/2/2020	792,475	0.01%
State of North Rhine-Westphalia Germany	USD800,000	2.38%	16/9/2021	792,376	0.01%
Daimler International Finance BV	EUR700,000	0.88%	9/4/2024	789,351	0.01%
Siemens Financieringsmaatschappij NV	USD775,000	4.40%	27/5/2045	787,029	0.01%
Vonovia Finance BV	EUR700,000	1.50%	22/3/2026	775,103	0.01%
Volkswagen Bank GmbH	EUR700,000	1.25%	10/6/2024	773,227	0.01%
KFW	AUD1,000,000	4.00%	27/2/2025	758,085	0.01%
KFW	EUR652,000	0.13%	7/11/2023	750,302	0.01%
Siemens Financieringsmaatschappij NV	USD750,000	3.13%	16/3/2024	732,241	0.01%
innogy Finance BV	GBP500,000	4.75%	31/1/2034	727,980	0.01%
Volkswagen International Finance NV	EUR600,000	4.13%	16/11/2038	710,804	0.01%

	元本	利率	償還日	公正価格 (米ドル)	純資産総額 比率
Landwirtschaftliche Rentenbank	AUD1,000,000	2.70%	20/1/2020	707,202	0.01%
Bayer US Finance II LLC	USD700,000	3.50%	25/6/2021	695,894	0.01%
innogy Finance BV	EUR600,000	0.75%	30/11/2022	690,937	0.01%
Volkswagen International Finance NV	EUR600,000	3.25%	18/11/2030	689,078	0.01%
HSH Nordbank AG	EUR600,000	0.38%	12/7/2023	687,085	0.01%
Allianz Finance II BV	EUR600,000	0.00%	21/4/2020	685,618	0.01%
Bertelsmann SE & Co. KGaA	EUR600,000	1.25%	29/9/2025	684,979	0.01%
Commerzbank AG	EUR600,000	0.50%	28/8/2023	676,615	0.01%
Deutsche Bahn Finance GmbH	EUR500,000	2.75%	19/3/2029	664,262	0.01%

BASF SE	EUR600,000	0.88%	15/11/2027	662,044	0.01%
E.ON International Finance BV	GBP400,000	5.88%	30/10/2037	659,878	0.01%
Bundesrepublik Deutschland	EUR370,000	6.50%	4/7/2027	654,383	0.01%
Bundesanleihe					
Bundesrepublik Deutschland	EUR400,000	4.75%	4/7/2028	654,161	0.01%
Bundesanleihe					
BMW US Capital LLC	USD650,000	3.25%	14/8/2020	649,479	0.01%
Free & Hanseatic City of Hamburg	EUR550,000	1.00%	18/6/2021	648,898	0.01%
Siemens Financieringsmaatschappij NV	USD650,000	2.20%	16/3/2020	642,308	0.01%
Volkswagen International Finance NV^	EUR600,000	4.63%	27/6/2028	641,282	0.01%
Volkswagen Financial Services NV	GBP500,000	1.88%	7/9/2021	630,445	0.01%
HeidelbergCement Finance Luxembourg SA	EUR550,000	0.50%	9/8/2022	617,805	0.01%
Deutsche Telekom International Finance	GBP500,000	1.25%	6/10/2023	615,423	0.01%
BV					
BMW Finance NV	GBP500,000	0.88%	16/8/2022	611,951	0.01%
Landwirtschaftliche Rentenbank	USD600,000	3.13%	14/11/2023	611,323	0.01%
State of Hesse	EUR500,000	3.50%	10/3/2020	597,841	0.01%
Land Baden-Wuerttemberg	EUR500,000	1.00%	18/7/2022	595,713	0.01%
Daimler Finance North America LLC	USD600,000	2.70%	3/8/2020	592,328	0.01%
KfW	USD600,000	2.00%	4/10/2022	586,402	0.01%
State of Rhineland-Palatinate	EUR500,000	0.75%	19/1/2026	586,006	0.01%
State of Lower Saxony	EUR500,000	0.63%	20/1/2025	584,567	0.01%
State of North Rhine-Westphalia Germany	EUR500,000	1.65%	16/5/2047	584,391	0.01%
Deutsche Bahn Finance GmbH	EUR500,000	1.63%	16/8/2033	582,652	0.01%
State of Bremen	EUR500,000	1.50%	12/11/2038	580,945	0.01%
Land Berlin	EUR500,000	0.63%	20/3/2026	580,437	0.01%
State of Rhineland-Palatinate	EUR500,000	0.50%	21/1/2025	580,285	0.01%
Deutsche Bank AG	EUR500,000	0.63%	21/8/2025	577,188	0.01%
State of North Rhine-Westphalia Germany	EUR500,000	0.20%	17/4/2023	577,001	0.01%
DVB Bank SE	EUR500,000	1.25%	15/9/2021	576,501	0.01%
Muenchener Hypothekenbank eG	EUR500,000	0.50%	14/3/2025	576,217	0.01%
State of North Rhine-Westphalia Germany	EUR500,000	0.13%	16/3/2023	575,512	0.01%
Land Berlin	EUR500,000	1.38%	27/8/2038	573,676	0.01%
BMW Finance NV	EUR500,000	0.13%	15/4/2020	571,957	0.01%
LANXESS AG	EUR500,000	0.25%	7/10/2021	571,397	0.01%
DZ HYP AG	EUR500,000	0.38%	6/6/2025	570,595	0.01%
Land Berlin	EUR500,000	0.25%	22/4/2025	570,264	0.01%
ING-DiBa AG	EUR500,000	1.25%	9/10/2033	568,937	0.01%
Daimler International Finance BV	EUR500,000	0.20%	13/9/2021	567,596	0.01%
innogy Finance BV	EUR500,000	1.00%	13/4/2025	566,408	0.01%
State of North Rhine-Westphalia Germany	EUR500,000	1.25%	12/5/2036	565,655	0.01%
Free & Hanseatic City of Hamburg	EUR485,000	1.45%	5/11/2038	560,641	0.01%
Linde Finance BV	EUR500,000	1.00%	20/4/2028	556,142	0.01%
Deutsche Bahn Finance GmbH	EUR500,000	0.63%	26/9/2028	554,478	0.01%
Aroundtown SA	EUR500,000	1.50%	15/7/2024	552,521	0.01%
Volkswagen Leasing GmbH	EUR500,000	1.13%	4/4/2024	551,558	0.01%
KfW	GBP300,000	4.88%	15/3/2037	549,638	0.01%
Volkswagen Group of America Finance LLC	USD550,000	4.63%	13/11/2025	544,536	0.01%
Daimler AG	EUR500,000	1.50%	3/7/2029	542,425	0.01%
Aroundtown SA	EUR500,000	2.00%	2/11/2026	542,196	0.01%

Bundesrepublik Deutschland	EUR350,000	6.25%	4/1/2024	531,758	0.01%
Bundesanleihe					
EnBW Energie Baden-Wuerttemberg AG^	EUR450,000	3.63%	2/4/2076	530,426	0.01%
Grand City Properties SA	EUR500,000	1.38%	3/8/2026	529,560	0.01%
State of Hesse	EUR500,000	0.75%	4/8/2036	523,156	0.01%
Volkswagen International Finance NV	GBP400,000	4.13%	17/11/2031	519,347	0.01%
Bayer US Finance II LLC	USD575,000	4.88%	25/6/2048	518,153	0.01%
HeidelbergCement AG	EUR455,000	1.50%	7/2/2025	515,704	0.01%
Landwirtschaftliche Rentenbank	GBP400,000	1.38%	15/12/2020	512,027	0.01%
KFW	CAD700,000	1.38%	28/1/2020	508,830	0.01%
State of North Rhine-Westphalia Germany	EUR500,000	1.00%	16/10/2046	502,779	0.01%
Bundesrepublik Deutschland	EUR400,000	1.50%	15/5/2024	500,428	0.01%
Bundesanleihe					
DZ HYP AG	EUR400,000	2.50%	29/3/2022	495,367	0.01%

	元本	利率	償還日	公正価格 (米ドル)	純資産総額 比率
Daimler Finance North America LLC	USD500,000	2.25%	2/3/2020	493,166	0.01%
KFW	EUR400,000	3.38%	18/1/2021	492,910	0.01%
Siemens Financieringsmaatschappij NV	USD500,000	2.15%	27/5/2020	492,598	0.01%
Daimler Finance North America LLC	USD500,000	2.20%	5/5/2020	491,518	0.01%
Bayer US Finance II LLC	USD500,000	4.25%	15/12/2025	488,325	0.01%
Daimler Finance North America LLC	USD500,000	2.85%	6/1/2022	487,688	0.01%
Siemens Financieringsmaatschappij NV	USD500,000	3.25%	27/5/2025	485,991	0.01%
Gemeinsame Deutsche Bundeslaender	EUR400,000	1.13%	30/9/2024	481,190	0.01%
Deutsche Telekom International Finance BV	USD500,000	1.95%	19/9/2021	480,012	0.01%
BMW US Capital LLC	USD500,000	1.85%	15/9/2021	479,421	0.01%
Sparkasse KoelnBonn	EUR400,000	1.13%	14/10/2024	479,211	0.01%
Deutsche Bank AG	USD500,000	3.95%	27/2/2023	470,539	0.01%
Deutsche Pfandbriefbank AG	EUR400,000	0.50%	19/1/2023	465,244	0.00%
Land Baden-Wuerttemberg	EUR400,000	0.63%	27/1/2026	465,168	0.00%
Commerzbank AG	EUR400,000	0.25%	26/1/2022	462,032	0.00%
NRW Bank	EUR400,000	0.13%	18/1/2021	461,630	0.00%
SAP SE	EUR400,000	1.63%	10/3/2031	459,382	0.00%
SAP SE	EUR400,000	1.25%	10/3/2028	458,913	0.00%
Deutsche Telekom International Finance BV	EUR400,000	0.63%	3/4/2023	457,406	0.00%
EnBW International Finance BV	EUR400,000	1.88%	31/10/2033	457,376	0.00%
Deutsche Bank AG	EUR400,000	0.25%	8/3/2024	456,689	0.00%
Volkswagen International Finance NV	EUR400,000	2.63%	16/11/2027	454,741	0.00%
Volkswagen International Finance NV	EUR400,000	0.50%	30/3/2021	454,548	0.00%
Volkswagen Financial Services AG	EUR400,000	0.75%	14/10/2021	453,758	0.00%
Volkswagen Financial Services AG	EUR400,000	0.38%	12/4/2021	452,692	0.00%
Deutsche Telekom International Finance BV	EUR400,000	1.50%	3/4/2028	452,611	0.00%
Fresenius Medical Care AG & Co. KGaA	EUR400,000	1.50%	11/7/2025	448,232	0.00%
KFW	EUR350,000	3.50%	4/7/2021	439,040	0.00%
Daimler Finance North America LLC	USD450,000	3.35%	22/2/2023	438,891	0.00%
Siemens Financieringsmaatschappij NV	USD450,000	3.40%	16/3/2027	438,763	0.00%
Deutsche Telekom International Finance BV	USD450,000	4.88%	6/3/2042	433,875	0.00%
Wirtschafts- und Infrastrukturbank Hessen	EUR350,000	1.75%	15/4/2024	432,404	0.00%
KFW	GBP300,000	5.55%	7/6/2021	422,475	0.00%
BMW US Capital LLC	USD450,000	2.80%	11/4/2026	413,892	0.00%

Landeskreditbank Baden-Wuerttemberg	USD410,000	1.38%	21/7/2021	396,814	0.00%
Foerderbank					
FMS Wertmanagement	USD400,000	1.75%	17/3/2020	395,891	0.00%
Daimler Finance North America LLC	USD400,000	3.00%	22/2/2021	394,396	0.00%
EWE AG	EUR300,000	5.25%	16/7/2021	386,037	0.00%
Landwirtschaftliche Rentenbank	USD400,000	2.00%	13/1/2025	382,449	0.00%
BASF SE	GBP300,000	1.38%	21/6/2022	378,953	0.00%
Landesbank Hessen-Thueringen Girozentrale	EUR300,000	1.88%	26/6/2023	369,933	0.00%
Deutsche Kreditbank AG	EUR300,000	1.63%	18/6/2024	368,324	0.00%
Fresenius Finance Ireland plc	EUR327,000	2.13%	1/2/2027	368,131	0.00%
Siemens Financieringsmaatschappij NV	USD400,000	2.35%	15/10/2026	364,115	0.00%
BMW Canada, Inc.	CAD500,000	1.78%	19/10/2020	359,445	0.00%
HeidelbergCement AG	EUR300,000	2.25%	3/6/2024	356,810	0.00%
Landwirtschaftliche Rentenbank	EUR300,000	1.38%	19/11/2020	354,367	0.00%
Vier Gas Transport GmbH	EUR300,000	2.00%	12/6/2020	352,599	0.00%
Merck KGaA^	EUR300,000	2.63%	12/12/2074	350,338	0.00%
State of Hesse	EUR300,000	0.38%	4/7/2022	349,372	0.00%
Gemeinsame Deutsche Bundeslaender	EUR300,000	0.50%	5/2/2025	348,118	0.00%
State of Hesse	EUR300,000	0.50%	17/2/2025	348,055	0.00%
Deutsche Telekom International Finance BV	EUR300,000	1.38%	1/12/2025	347,809	0.00%
BMW Finance NV	EUR300,000	0.88%	17/11/2020	347,329	0.00%
Volkswagen Group of America Finance LLC	USD350,000	4.25%	13/11/2023	346,987	0.00%
Commerzbank AG	EUR300,000	0.25%	23/7/2020	345,647	0.00%
Deutsche Hypothekenbank AG	EUR300,000	0.25%	22/2/2023	345,542	0.00%
Landesbank Baden-Wuerttemberg	EUR300,000	0.13%	21/2/2022	345,218	0.00%
KFW	USD350,000	1.88%	15/12/2020	345,079	0.00%
Landesbank Baden-Wuerttemberg	EUR300,000	0.05%	11/11/2021	344,702	0.00%
KFW	NOK(kr)3,000,000	1.00%	4/11/2020	344,497	0.00%
BMW US Capital LLC	EUR300,000	0.63%	20/4/2022	344,395	0.00%
Landesbank Baden-Wuerttemberg	EUR300,000	0.05%	13/1/2020	344,001	0.00%
SAP SE	EUR300,000	0.75%	10/12/2024	343,128	0.00%
SAP SE	EUR300,000	0.25%	10/3/2022	343,118	0.00%
Landwirtschaftliche Rentenbank	NZD500,000	4.00%	30/1/2020	341,719	0.00%
Deutsche Hypothekenbank AG	EUR300,000	0.25%	10/12/2024	341,056	0.00%
Eurogrid GmbH	EUR300,000	1.50%	18/4/2028	341,028	0.00%
	元本	利率	償還日	公正価格 (米ドル)	純資産総額 比率
BMW Finance NV	EUR300,000	0.13%	29/11/2021	340,439	0.00%
Volkswagen Group of America Finance LLC	USD350,000	4.75%	13/11/2028	339,892	0.00%
Allianz Finance II BV	EUR300,000	1.38%	21/4/2031	338,815	0.00%
Deutsche Bank AG	USD350,000	3.15%	22/1/2021	337,119	0.00%
LANXESS AG	EUR300,000	1.13%	16/5/2025	336,782	0.00%
Volkswagen Leasing GmbH	EUR300,000	1.00%	16/2/2023	335,924	0.00%
LEG Immobilien AG	EUR300,000	1.25%	23/1/2024	335,917	0.00%
Bertelsmann SE & Co. KGaA^	EUR300,000	3.00%	23/4/2075	334,670	0.00%
Daimler AG	EUR300,000	2.13%	3/7/2037	332,019	0.00%
Volkswagen Leasing GmbH	EUR300,000	1.38%	20/1/2025	329,697	0.00%
Landwirtschaftliche Rentenbank	USD330,000	2.38%	24/3/2021	328,010	0.00%
Deutsche Telekom International Finance BV	USD325,000	2.23%	17/1/2020	321,494	0.00%

Fresenius Finance Ireland plc	EUR278,000	1.50%	30/1/2024	317,773	0.00%
Landwirtschaftliche Rentenbank	USD325,000	2.50%	15/11/2027	315,491	0.00%
BMW US Capital LLC	USD315,000	3.40%	13/8/2021	314,220	0.00%
KFW	USD300,000	2.75%	15/7/2020	300,580	0.00%
State of North Rhine-Westphalia Germany	EUR300,000	0.75%	16/8/2041	296,303	0.00%
Siemens Financieringsmaatschappij NV	USD300,000	4.20%	16/3/2047	296,034	0.00%
Deutsche Boerse AG^	EUR250,000	2.75%	5/2/2041	293,464	0.00%
Deutsche Bank AG	USD300,000	2.70%	13/7/2020	290,866	0.00%
Volkswagen International Finance NV^	EUR250,000	3.75%	24/3/2021	288,777	0.00%
Berlin Hyp AG	EUR250,000	0.13%	22/10/2020	287,629	0.00%
Deutsche Telekom International Finance BV	USD300,000	3.60%	19/1/2027	286,491	0.00%
Volkswagen Group of America Finance LLC	USD275,000	3.88%	13/11/2020	276,636	0.00%
BMW US Capital LLC	USD275,000	3.10%	12/4/2021	272,908	0.00%
Deutsche Telekom International Finance BV	USD275,000	4.38%	21/6/2028	272,453	0.00%
Muenchener Rueckversicherungs-Gesellschaft AG in Muenchen^	EUR200,000	6.25%	26/5/2042	265,455	0.00%
Volkswagen International Finance NV	GBP200,000	3.38%	16/11/2026	257,368	0.00%
Daimler International Finance BV	GBP200,000	2.13%	7/6/2022	254,046	0.00%
FMS Wertmanagement	GBP200,000	0.88%	14/5/2021	253,229	0.00%
BASF SE	GBP200,000	1.75%	11/3/2025	251,722	0.00%
Land Baden-Wuerttemberg	EUR200,000	2.00%	13/11/2023	250,431	0.00%
Daimler Finance North America LLC	USD250,000	3.35%	4/5/2021	249,287	0.00%
FMS Wertmanagement	EUR200,000	3.00%	8/9/2021	248,948	0.00%
Daimler Finance North America LLC	USD250,000	3.10%	4/5/2020	248,936	0.00%
Gemeinsame Deutsche Bundeslaender	EUR200,000	1.75%	14/5/2024	248,328	0.00%
KFW	EUR200,000	2.50%	17/1/2022	248,178	0.00%
Land Berlin	EUR200,000	1.88%	12/6/2023	247,687	0.00%
State of North Rhine-Westphalia Germany	USD250,000	1.63%	22/1/2020	247,235	0.00%
BMW Finance NV	EUR210,000	1.00%	15/2/2022	244,383	0.00%
Deutsche Telekom International Finance BV	USD250,000	4.75%	21/6/2038	242,855	0.00%
Deutsche Telekom International Finance BV	GBP200,000	2.25%	13/4/2029	240,179	0.00%
Eurogrid GmbH	EUR200,000	1.63%	3/11/2023	238,623	0.00%
Land Berlin	EUR200,000	1.50%	21/1/2021	237,351	0.00%
Covestro AG	EUR200,000	1.75%	25/9/2024	235,616	0.00%
Bayerische Landesbodenkreditanstalt	EUR200,000	0.75%	28/5/2025	234,593	0.00%
BMW US Capital LLC	EUR200,000	1.13%	18/9/2021	233,575	0.00%
HSH Nordbank AG	EUR200,000	0.75%	7/10/2021	233,013	0.00%
Landwirtschaftliche Rentenbank	EUR200,000	0.25%	24/11/2022	231,909	0.00%
Deutsche Bank SA Espanola	EUR200,000	0.63%	25/11/2020	231,309	0.00%
State of Lower Saxony	EUR200,000	0.40%	10/7/2020	231,306	0.00%
Gemeinsame Deutsche Bundeslaender	EUR200,000	0.38%	23/6/2020	231,131	0.00%
FMS Wertmanagement	EUR200,000	0.05%	6/7/2021	230,697	0.00%
Deutsche Pfandbriefbank AG	EUR200,000	0.20%	1/3/2022	230,450	0.00%
Berlin Hyp AG	EUR200,000	0.25%	22/2/2023	230,344	0.00%
Deutsche Pfandbriefbank AG	EUR200,000	0.25%	30/7/2020	230,342	0.00%
Deutsche Pfandbriefbank AG	EUR200,000	0.13%	27/11/2020	230,090	0.00%
DZ HYP AG	EUR200,000	0.13%	30/9/2022	229,825	0.00%
Deutsche Pfandbriefbank AG	EUR200,000	0.05%	9/8/2021	229,697	0.00%
Deutsche Apotheker-und Aerztebank eG	EUR200,000	0.15%	7/3/2023	229,362	0.00%
HSH Nordbank AG	EUR200,000	0.13%	24/2/2021	229,267	0.00%

Fresenius Finance Ireland plc	EUR200,000	0.88%	31/1/2022	228,073	0.00%
Volkswagen Bank GmbH	EUR200,000	0.63%	8/9/2021	226,736	0.00%
Deutsche Bank AG	EUR258,230	0.00%	15/10/2026	224,719	0.00%
Volkswagen Financial Services AG	EUR200,000	0.88%	12/4/2023	222,168	0.00%
Deutsche Telekom International Finance BV	USD225,000	2.82%	19/1/2022	219,937	0.00%
Evonik Industries AG^	EUR200,000	2.13%	7/7/2077	219,133	0.00%

	元本	利率	償還日	公正価格 (米ドル)	純資産総額 比率
BMW US Capital LLC	USD225,000	2.00%	11/4/2021	218,503	0.00%
FMS Wertmanagement	EUR200,000	0.38%	29/4/2030	217,368	0.00%
Bayer US Finance II LLC	USD200,000	5.88%	15/4/2038	216,222	0.00%
Vonovia Finance BV	EUR200,000	1.50%	14/1/2028	214,347	0.00%
Grand City Properties SA	EUR200,000	1.50%	22/2/2027	208,289	0.00%
Fresenius Medical Care US Finance, Inc.	USD200,000	5.75%	15/2/2021	206,200	0.00%
Volkswagen Group of America Finance LLC	USD200,000	4.00%	12/11/2021	199,997	0.00%
Daimler Finance North America LLC	USD200,000	3.70%	4/5/2023	199,892	0.00%
BMW US Capital LLC	USD200,000	2.15%	6/4/2020	197,572	0.00%
Volkswagen Group of America Finance LLC	USD200,000	2.40%	22/5/2020	196,869	0.00%
Henkel AG & Co. KGaA	GBP158,000	0.88%	13/9/2022	196,583	0.00%
FMS Wertmanagement	USD197,000	1.75%	24/1/2020	195,262	0.00%
Bayer US Finance II LLC	USD225,000	4.40%	15/7/2044	193,636	0.00%
Aroundtown SA	GBP167,000	3.00%	16/10/2029	193,086	0.00%
Daimler Finance North America LLC	USD200,000	3.25%	1/8/2024	191,474	0.00%
Deutsche Telekom International Finance BV	GBP100,000	8.88%	27/11/2028	191,387	0.00%
State of Rhineland-Palatinate	EUR150,000	2.38%	23/2/2022	185,483	0.00%
Landwirtschaftliche Rentenbank	USD200,000	1.75%	27/7/2026	185,431	0.00%
Deutsche Bank AG	USD200,000	3.70%	30/5/2024	181,704	0.00%
State of Lower Saxony	EUR150,000	1.63%	23/7/2021	179,955	0.00%
NRW Bank	EUR150,000	3.88%	27/1/2020	179,278	0.00%
KFW	GBP100,000	6.00%	7/12/2028	177,323	0.00%
State of Hesse	EUR150,000	1.75%	19/6/2020	176,820	0.00%
BMW US Capital LLC	USD175,000	3.45%	12/4/2023	173,020	0.00%
KFW	EUR150,000	0.13%	1/6/2020	172,916	0.00%
E.ON SE	EUR150,000	0.38%	23/8/2021	171,997	0.00%
KFW	USD175,000	2.00%	2/5/2025	167,363	0.00%
Bayer US Finance II LLC	USD200,000	4.70%	15/7/2064	165,858	0.00%
Deutsche Telekom International Finance BV	USD175,000	2.49%	19/9/2023	165,183	0.00%
Daimler Finance North America LLC	USD150,000	2.30%	6/1/2020	148,222	0.00%
Daimler Finance North America LLC	USD150,000	2.45%	18/5/2020	147,848	0.00%
Landwirtschaftliche Rentenbank	USD150,000	2.38%	10/6/2025	146,303	0.00%
BMW US Capital LLC	USD150,000	3.75%	12/4/2028	145,796	0.00%
Deutsche Telekom International Finance BV	GBP100,000	6.50%	8/4/2022	145,751	0.00%
Siemens Financieringsmaatschappij NV	USD125,000	6.13%	17/8/2026	143,927	0.00%
Muenchener Rueckversicherungs- Gesellschaft AG in Muenchen^	GBP100,000	6.63%	26/5/2042	143,060	0.00%
Daimler Finance North America LLC	USD150,000	3.45%	6/1/2027	138,766	0.00%
Deutsche Bahn Finance GmbH	GBP100,000	3.13%	24/7/2026	138,670	0.00%
Deutsche Bank AG	USD150,000	4.10%	13/1/2026	135,967	0.00%
Siemens Financieringsmaatschappij NV	GBP100,000	2.75%	10/9/2025	134,458	0.00%

Allianz SE^	EUR100,000	5.63%	17/10/2042	131,123	0.00%
BMW Finance NV	GBP100,000	2.38%	1/12/2021	129,277	0.00%
Muenchener Rueckversicherungs- Gesellschaft AG in Muenchen^	EUR100,000	6.00%	26/5/2041	127,555	0.00%
Volkswagen Financial Services NV	GBP100,000	1.75%	17/4/2020	127,009	0.00%
Siemens Financieringsmaatschappij NV	USD150,000	3.30%	15/9/2046	126,906	0.00%
Allianz Finance II BV^	EUR100,000	5.75%	8/7/2041	126,715	0.00%
Volkswagen International Finance NV	USD125,000	4.00%	12/8/2020	125,889	0.00%
Talanx AG	EUR100,000	2.50%	23/7/2026	125,598	0.00%
Allianz SE^	EUR100,000	4.75%	24/10/2023	125,491	0.00%
Volkswagen Financial Services NV	GBP100,000	1.50%	12/4/2021	125,377	0.00%
FMS Wertmanagement	EUR100,000	3.38%	17/6/2021	124,738	0.00%
State of Bremen	EUR100,000	1.88%	18/3/2024	124,706	0.00%
Volkswagen Financial Services NV	GBP100,000	1.75%	12/9/2022	124,245	0.00%
Volkswagen Financial Services NV	GBP100,000	1.63%	9/6/2022	124,089	0.00%
Deutsche Boerse AG	EUR100,000	2.38%	5/10/2022	124,016	0.00%
DB Privat- und Firmenkundenbank AG	EUR100,000	3.63%	15/2/2021	123,492	0.00%
German Postal Pensions Securitisation plc	EUR100,000	3.75%	18/1/2021	123,488	0.00%
Robert Bosch GmbH	EUR100,000	1.75%	8/7/2024	122,268	0.00%
Volkswagen Financial Services NV	GBP100,000	2.25%	12/4/2025	122,227	0.00%
State of North Rhine-Westphalia Germany	EUR100,000	1.63%	24/10/2030	122,169	0.00%
Muenchener Hypothekenbank eG	EUR100,000	1.50%	25/6/2024	121,981	0.00%
Aroundtown SA	GBP100,000	3.25%	18/7/2027	121,391	0.00%
Deutsche Bank AG	USD125,000	3.38%	12/5/2021	120,908	0.00%
State of Hesse	EUR100,000	2.75%	22/9/2020	120,465	0.00%
Bertelsmann SE & Co. KGaA	EUR100,000	1.75%	14/10/2024	119,749	0.00%
Eurogrid GmbH	EUR100,000	1.88%	10/6/2025	119,696	0.00%

	元本	利率	償還日	公正価格 (米ドル)	純資産総額 比率
Deutsche Bahn Finance GmbH	EUR100,000	1.63%	6/11/2030	119,647	0.00%
State of North Rhine-Westphalia Germany	EUR100,000	1.00%	16/1/2025	119,458	0.00%
State of Lower Saxony	EUR100,000	1.00%	18/8/2022	119,039	0.00%
State of Hesse	EUR100,000	1.13%	10/12/2021	118,877	0.00%
Merck KGaA^	EUR100,000	3.38%	12/12/2074	118,870	0.00%
Gemeinsame Deutsche Bundeslaender	EUR100,000	1.50%	29/1/2021	118,680	0.00%
Volkswagen Leasing GmbH	EUR100,000	2.63%	15/1/2024	118,667	0.00%
Deutsche Bahn Finance GmbH	EUR100,000	1.75%	6/11/2020	118,488	0.00%
Fresenius SE & Co. KGaA	EUR100,000	2.88%	15/7/2020	118,356	0.00%
BMW US Capital LLC	USD125,000	3.30%	6/4/2027	118,167	0.00%
Commerzbank AG	EUR100,000	1.63%	19/10/2020	118,123	0.00%
Landesbank Hessen-Thueringen	EUR100,000	1.13%	27/5/2021	117,869	0.00%
Girozentrale					
Bund Laender Anleihe	EUR100,000	1.50%	15/7/2020	117,684	0.00%
DZ HYP AG	EUR100,000	0.88%	21/7/2021	117,353	0.00%
Wuerth Finance International BV	EUR100,000	1.00%	19/5/2022	117,172	0.00%
Bayer Capital Corp. BV	EUR100,000	1.25%	13/11/2023	117,087	0.00%
Landesbank Baden-Wuerttemberg^	EUR100,000	2.88%	27/5/2026	116,910	0.00%
State of Rhineland-Palatinate	EUR100,000	0.50%	3/9/2021	116,680	0.00%
DZ HYP AG	EUR100,000	0.63%	5/6/2024	116,601	0.00%

Siemens Financieringsmaatschappij NV	USD125,000	2.00%	15/9/2023	116,597	0.00%
DZ HYP AG	EUR100,000	1.13%	29/5/2020	116,532	0.00%
State of Hesse	EUR100,000	0.38%	10/3/2022	116,437	0.00%
FMS Wertmanagement	EUR100,000	1.38%	15/1/2020	116,420	0.00%
Daimler AG	EUR100,000	0.88%	12/1/2021	115,725	0.00%
Deutsche Post AG	EUR100,000	1.25%	1/4/2026	115,437	0.00%
DZ HYP AG	EUR100,000	0.25%	21/1/2021	115,367	0.00%
FMS Wertmanagement	EUR100,000	0.13%	16/4/2020	115,058	0.00%
Free & Hanseatic City of Hamburg	EUR100,000	0.38%	1/4/2025	115,034	0.00%
Deutsche Post AG	EUR100,000	0.38%	1/4/2021	114,919	0.00%
KFW	USD200,000	0.00%	18/4/2036	114,127	0.00%
Bayer AG^	EUR100,000	3.00%	1/7/2075	113,676	0.00%
DZ HYP AG	EUR100,000	0.38%	31/3/2026	113,263	0.00%
Volkswagen International Finance NV^	EUR100,000	4.63%	24/3/2026	112,629	0.00%
BMW US Capital LLC	USD120,000	2.25%	15/9/2023	112,367	0.00%
Landwirtschaftliche Rentenbank	EUR100,000	0.63%	20/2/2030	111,852	0.00%
Bayer AG^	EUR100,000	3.75%	1/7/2074	110,755	0.00%
Volkswagen International Finance NV^	EUR100,000	2.50%	20/3/2022	109,570	0.00%
Bayer AG^	EUR100,000	2.38%	2/4/2075	108,313	0.00%
KFW	USD100,000	4.00%	27/1/2020	101,462	0.00%
Bayer US Finance II LLC	USD125,000	3.95%	15/4/2045	100,392	0.00%
KFW	USD100,000	2.75%	1/10/2020	100,220	0.00%
Volkswagen International Finance NV^	EUR100,000	3.50%	20/3/2030	99,960	0.00%
Fresenius Medical Care US Finance II, Inc.	USD100,000	4.13%	15/10/2020	99,500	0.00%
Daimler Finance North America LLC	USD100,000	2.20%	30/10/2021	96,304	0.00%
KFW	GBP50,000	5.75%	7/6/2032	93,405	0.00%
Bayer US Finance II LLC	USD100,000	2.20%	15/7/2022	93,346	0.00%
EnBW International Finance BV	EUR50,000	6.13%	7/7/2039	91,393	0.00%
E.ON International Finance BV	GBP50,000	6.75%	27/1/2039	90,802	0.00%
Bayer US Finance II LLC	USD100,000	4.20%	15/7/2034	87,741	0.00%
BMW Canada, Inc.	CAD100,000	2.57%	6/8/2021	72,559	0.00%
Deutsche Telekom International Finance BV	EUR50,000	4.88%	22/4/2025	70,190	0.00%
Siemens Financieringsmaatschappij NV	EUR50,000	2.88%	10/3/2028	66,198	0.00%
State of North Rhine-Westphalia Germany	EUR50,000	4.38%	29/4/2022	65,837	0.00%
German Postal Pensions Securitisation 2 plc	EUR50,000	4.38%	18/1/2022	64,876	0.00%
Deutsche Telekom International Finance BV	EUR50,000	4.25%	13/7/2022	64,688	0.00%
Deutsche Post AG	EUR50,000	2.88%	11/12/2024	63,869	0.00%
State of North Rhine-Westphalia Germany	EUR50,000	2.00%	15/10/2025	63,459	0.00%
Deutsche Telekom International Finance BV	EUR50,000	2.75%	24/10/2024	63,188	0.00%
State of Lower Saxony	EUR50,000	2.13%	16/1/2024	62,987	0.00%
State of Saxony-Anhalt	EUR50,000	3.75%	6/4/2021	62,453	0.00%
State of North Rhine-Westphalia Germany	EUR50,000	1.88%	15/3/2024	62,381	0.00%
Free & Hanseatic City of Hamburg	EUR50,000	1.88%	27/2/2024	62,331	0.00%
State of Hesse	EUR50,000	3.00%	23/8/2021	62,139	0.00%
Landwirtschaftliche Rentenbank	EUR50,000	2.88%	30/8/2021	61,994	0.00%
State of Lower Saxony	EUR50,000	2.75%	13/9/2021	61,807	0.00%

	元本	利率	償還日	公正価格 (米ドル)	純資産総額 比率
Land Berlin	EUR50,000	1.63%	3/6/2024	61,747	0.00%
Bayerische Landesbank	EUR50,000	1.75%	8/4/2024	61,712	0.00%
Free & Hanseatic City of Hamburg	EUR50,000	1.88%	26/9/2022	61,451	0.00%
<hr/>					
Gemeinsame Deutsche Bundeslaender	EUR50,000	1.75%	31/1/2023	61,411	0.00%
State of Hesse	EUR50,000	1.75%	20/1/2023	61,385	0.00%
State of Saxony-Anhalt	EUR50,000	1.63%	25/4/2023	61,269	0.00%
Bayerische Landesbank	EUR50,000	2.00%	11/7/2022	61,236	0.00%
BMW Finance NV	EUR50,000	2.38%	24/1/2023	60,980	0.00%
Gemeinsame Deutsche Bundeslaender	EUR50,000	1.75%	13/6/2022	60,949	0.00%
Daimler AG	EUR50,000	2.38%	8/3/2023	60,915	0.00%
Muenchener Hypothekenbank eG	EUR50,000	1.75%	3/6/2022	60,671	0.00%
Deutsche Telekom International Finance BV	EUR50,000	4.25%	16/3/2020	60,080	0.00%
Vonovia Finance BV	EUR50,000	2.13%	9/7/2022	59,434	0.00%
Siemens Financieringsmaatschappij NV	EUR50,000	1.75%	12/3/2021	59,362	0.00%
BASF SE	EUR50,000	1.88%	4/2/2021	59,354	0.00%
Land Berlin	EUR50,000	1.50%	28/8/2020	58,940	0.00%
Bayerische Landesbank	EUR50,000	1.00%	9/7/2021	58,838	0.00%
Wuerth Finance International BV	EUR50,000	1.75%	21/5/2020	58,594	0.00%
State of Brandenburg	EUR50,000	1.50%	12/2/2020	58,374	0.00%
innogy Finance BV	EUR50,000	1.88%	30/1/2020	58,334	0.00%
Siemens Financieringsmaatschappij NV	EUR50,000	1.50%	10/3/2020	58,313	0.00%
State of Hesse	EUR50,000	1.38%	5/2/2020	58,278	0.00%
Volkswagen International Finance NV	EUR50,000	2.00%	14/1/2020	58,154	0.00%
State of Rhineland-Palatinate	EUR50,000	1.25%	16/1/2020	58,132	0.00%
State of Lower Saxony	EUR50,000	1.25%	10/1/2020	58,126	0.00%
Muenchener Hypothekenbank eG	EUR50,000	0.38%	10/11/2021	57,996	0.00%
BMW US Capital LLC	USD50,000	2.70%	6/4/2022	48,660	0.00%
Daimler Finance North America LLC	USD50,000	3.30%	19/5/2025	46,816	0.00%
Bundesrepublik Deutschland Bundesanleihe	EUR10,000	2.00%	15/8/2023	12,689	0.00%
Aareal Bank AG^	EUR10,000	4.25%	18/3/2026	11,828	0.00%
				637,111,597	5.69%
<hr/>					
ガ-ンジ- 0.00% (2017: 0.00%)					
States of Guernsey Bond	GBP100,000	3.38%	12/12/2046	142,915	0.00%
				142,915	0.00%
<hr/>					
香港 0.09% (2017: 0.09%)					
AIA Group Ltd.	USD1,900,000	3.20%	11/3/2025	1,829,501	0.02%
CK Hutchison International 17 II Ltd.	USD1,000,000	2.25%	29/9/2020	981,711	0.01%
CK Hutchison International 17 II Ltd.	USD700,000	2.75%	29/3/2023	676,036	0.01%
CK Hutchison Finance 16 II Ltd.	EUR500,000	0.88%	3/10/2024	556,923	0.01%
Cheung Kong Infrastructure Finance BVI Ltd.	EUR500,000	1.00%	12/12/2024	549,775	0.01%
Standard Chartered Bank Hong Kong Ltd.	USD500,000	5.88%	24/6/2020	516,920	0.01%
Hutchison Whampoa International 14 Ltd.	USD500,000	3.63%	31/10/2024	494,778	0.01%
HPHT Finance 17 Ltd.	USD500,000	2.75%	11/9/2022	480,185	0.01%
CK Hutchison International 16 Ltd.	USD400,000	1.88%	3/10/2021	383,620	0.00%

CK Hutchison Europe Finance 18 Ltd.	EUR300,000	2.00%	13/4/2030	327,986	0.00%
Hutchison Whampoa Finance UK plc	GBP200,000	5.63%	24/11/2026	311,099	0.00%
Link Finance Cayman 2009 Ltd.	USD300,000	3.60%	3/9/2024	298,483	0.00%
CK Hutchison International 17 Ltd.	USD300,000	2.88%	5/4/2022	294,470	0.00%
CK Hutchison International 17 Ltd.	USD300,000	3.50%	5/4/2027	289,611	0.00%
CK Hutchison International 16 Ltd.	USD300,000	2.75%	3/10/2026	276,043	0.00%
CK Hutchison Finance 16 Ltd.	EUR200,000	2.00%	6/4/2028	225,161	0.00%
Hutchison Whampoa International 11 Ltd.	USD200,000	4.63%	13/1/2022	206,723	0.00%
CLP Power Hong Kong Financing Ltd.	USD200,000	4.75%	19/3/2020	203,518	0.00%
Haitong International Finance Holdings 2015 Ltd.	USD200,000	3.50%	21/4/2020	198,786	0.00%
HPHT Finance 15 Ltd.	USD200,000	2.88%	17/3/2020	198,603	0.00%
AIA Group Ltd.	USD200,000	3.13%	13/3/2023	195,846	0.00%
CK Hutchison International 17 II Ltd.	USD200,000	3.25%	29/9/2027	189,219	0.00%
Hutchison Whampoa Finance 14 Ltd.	EUR100,000	1.38%	31/10/2021	117,071	0.00%
CK Hutchison Finance 16 Ltd.	EUR100,000	1.25%	6/4/2023	115,274	0.00%
				9,917,342	0.09%

ハンガリ - 0.15% (2017: 0.20%)

Hungary Government Bond	HUF1,033,230,000	3.00%	27/10/2027	3,679,624	0.03%
Hungary Government International Bond	USD3,300,000	6.38%	29/3/2021	3,481,500	0.03%
Hungary Government Bond	HUF582,570,000	5.50%	24/6/2025	2,432,821	0.02%
Hungary Government International Bond	EUR2,000,000	1.25%	22/10/2025	2,263,437	0.02%
Hungary Government International Bond	USD1,200,000	5.75%	22/11/2023	1,299,000	0.01%
Hungary Government Bond	HUF200,000,000	7.00%	24/6/2022	841,822	0.01%
Hungary Government Bond	HUF200,000,000	0.50%	21/4/2021	701,191	0.01%
	元本	利率	償還日	公正価格 (米ドル)	純資産総額 比率
Hungary Government International Bond	USD600,000	6.25%	29/1/2020	616,818	0.01%
Hungary Government Bond	HUF90,000,000	6.00%	24/11/2023	384,303	0.01%
Hungary Government Bond	HUF100,000,000	1.75%	26/10/2022	355,973	0.00%
Hungary Government Bond	HUF90,000,000	2.50%	27/10/2021	332,321	0.00%
Hungary Government International Bond	USD86,000	7.63%	29/3/2041	121,053	0.00%
				16,509,863	0.15%

インド 0.11% (2017: 0.06%)

Export-Import Bank of India	USD6,685,000	3.88%	1/2/2028	6,268,798	0.06%
ICICI Bank Ltd.	USD1,700,000	3.80%	14/12/2027	1,536,394	0.02%
Reliance Industries Ltd.	USD550,000	4.88%	10/2/2045	527,021	0.01%
NTPC Ltd.	USD500,000	4.38%	26/11/2024	491,715	0.01%
ICICI Bank Ltd.	USD450,000	4.00%	18/3/2026	422,082	0.01%
Bharti Airtel International Netherlands BV	USD350,000	5.35%	20/5/2024	342,562	0.00%
Reliance Industries Ltd.	USD350,000	3.67%	30/11/2027	323,534	0.00%
Reliance Holding USA, Inc.	USD300,000	5.40%	14/2/2022	310,673	0.00%
State Bank of India	USD300,000	4.88%	17/4/2024	305,888	0.00%
Adani Ports & Special Economic Zone Ltd.	USD250,000	3.95%	19/1/2022	246,558	0.00%
Bank of India	USD200,000	6.25%	16/2/2021	208,528	0.00%
ICICI Bank Ltd.	USD200,000	5.75%	16/11/2020	206,452	0.00%
ICICI Bank Ltd.	USD200,000	3.50%	18/3/2020	199,126	0.00%

Adani Ports & Special Economic Zone Ltd.	USD200,000	3.50%	29/7/2020	198,020	0.00%
Axis Bank Ltd.	USD200,000	3.25%	21/5/2020	197,994	0.00%
Axis Bank Ltd.	USD200,000	3.00%	8/8/2022	192,656	0.00%
Export-Import Bank of India	USD200,000	3.38%	5/8/2026	183,652	0.00%
Adani Transmission Ltd.	USD100,000	4.00%	3/8/2026	85,558	0.00%
				12,247,211	0.11%
インドネシア 0.49% (2017: 0.21%)					
Indonesia Treasury Bond	IDR129,160,000,000	6.13%	15/5/2028	7,904,089	0.07%
Indonesia Treasury Bond	IDR106,927,000,000	6.63%	15/5/2033	6,476,594	0.06%
Indonesia Treasury Bond	IDR67,147,000,000	8.38%	15/3/2024	4,744,183	0.04%
Indonesia Treasury Bond	IDR65,869,000,000	7.00%	15/5/2027	4,287,440	0.04%
Indonesia Treasury Bond	IDR45,000,000,000	7.50%	15/5/2038	2,878,999	0.03%
Indonesia Treasury Bond	IDR35,000,000,000	8.25%	15/5/2036	2,412,031	0.02%
Perusahaan Listrik Negara PT	USD1,925,000	4.13%	15/5/2027	1,780,625	0.02%
Indonesia Treasury Bond	IDR25,000,000,000	5.63%	15/5/2023	1,595,097	0.02%
Perusahaan Listrik Negara PT	USD1,500,000	6.15%	21/5/2048	1,505,625	0.01%
Indonesia Government International Bond	USD1,500,000	5.13%	15/1/2045	1,473,750	0.01%
Indonesia Government International Bond	EUR1,180,000	2.88%	8/7/2021	1,417,712	0.01%
Indonesia Government International Bond	USD1,300,000	3.70%	8/1/2022	1,288,625	0.01%
Indonesia Government International Bond	USD1,175,000	5.88%	15/1/2024	1,249,906	0.01%
Indonesia Government International Bond	EUR1,000,000	3.75%	14/6/2028	1,239,889	0.01%
Indonesia Government International Bond	USD1,150,000	3.75%	25/4/2022	1,137,063	0.01%
Indonesia Government International Bond	USD1,000,000	4.75%	8/1/2026	1,012,500	0.01%
Perusahaan Penerbit SBSN Indonesia III	USD1,000,000	4.40%	1/3/2028	976,250	0.01%
Indonesia Government International Bond	USD700,000	6.63%	17/2/2037	809,375	0.01%
Indonesia Government International Bond	USD700,000	5.95%	8/1/2046	765,625	0.01%
Indonesia Government International Bond	USD800,000	4.75%	18/7/2047	751,000	0.01%
Indonesia Government International Bond	USD700,000	4.13%	15/1/2025	688,625	0.01%
Pertamina Persero PT	USD700,000	5.63%	20/5/2043	660,625	0.01%
Perusahaan Listrik Negara PT	USD600,000	6.25%	25/1/2049	607,500	0.01%
Indonesia Asahan Aluminium Persero PT	USD500,000	6.53%	15/11/2028	524,375	0.01%
Indonesia Government International Bond	USD500,000	5.88%	13/3/2020	514,455	0.01%
Pertamina Persero PT	USD500,000	5.25%	23/5/2021	511,875	0.01%
Indonesia Government International Bond	USD500,000	3.85%	18/7/2027	476,949	0.01%

Indonesia Government International Bond	USD350,000	6.75%	15/1/2044	417,375	0.00%
Indonesia Government International Bond	USD400,000	4.75%	8/1/2026	405,000	0.00%
Pertamina Persero PT	USD400,000	4.88%	3/5/2022	404,456	0.00%
Perusahaan Penerbit SBSN Indonesia III	USD400,000	4.35%	10/9/2024	397,500	0.00%
Pelabuhan Indonesia II PT	USD400,000	4.25%	5/5/2025	378,500	0.00%
Indonesia Government International Bond	USD325,000	5.88%	13/3/2020	334,431	0.00%
Indonesia Government International Bond	EUR300,000	1.75%	24/4/2025	333,894	0.00%
Perusahaan Penerbit SBSN Indonesia III	USD300,000	4.55%	29/3/2026	297,000	0.00%
Pertamina Persero PT	USD260,000	4.30%	20/5/2023	255,934	0.00%
Majapahit Holding BV	USD225,000	7.75%	20/1/2020	233,761	0.00%
Indonesia Government International Bond	USD200,000	4.88%	5/5/2021	204,500	0.00%
Indonesia Government International Bond	USD200,000	5.25%	17/1/2042	200,750	0.00%

	元本	利率	償還日	公正価格 (米ドル)	純資産総額 比率
Pertamina Persero PT	USD200,000	6.00%	3/5/2042	198,750	0.00%
Indonesia Government International Bond	USD200,000	5.13%	15/1/2045	196,500	0.00%
Pelabuhan Indonesia III Persero PT	USD200,000	4.88%	1/10/2024	195,750	0.00%
Indonesia Government International Bond	USD200,000	4.10%	24/4/2028	195,059	0.00%
Perusahaan Listrik Negara PT	USD200,000	5.25%	24/10/2042	181,147	0.00%
Indonesia Government International Bond	USD125,000	8.50%	12/10/2035	167,969	0.00%
Indonesia Government International Bond	USD125,000	7.75%	17/1/2038	160,625	0.00%
				54,849,683	0.49%

アイルランド 0.42% (2017: 0.33%)

Ireland Government Bond	EUR11,500,000	0.00%	18/10/2022	13,188,293	0.12%
Ireland Government Bond	EUR5,420,000	1.00%	15/5/2026	6,377,288	0.06%
Ireland Government Bond	EUR2,190,000	2.40%	15/5/2030	2,839,528	0.03%
Ireland Government Bond	EUR2,365,000	1.70%	15/5/2037	2,754,187	0.03%
Ireland Government Bond	EUR2,000,000	1.30%	15/5/2033	2,257,840	0.02%
AerCap Ireland Capital DAC/AerCap Global Aviation Trust	USD2,000,000	3.50%	26/5/2022	1,937,500	0.02%
Ireland Government Bond	EUR1,500,000	2.00%	18/2/2045	1,809,018	0.02%
SMBC Aviation Capital Finance DAC	USD1,800,000	2.65%	15/7/2021	1,750,477	0.02%
Ireland Government Bond	EUR1,200,000	3.40%	18/3/2024	1,601,822	0.02%
Ireland Government Bond	EUR1,150,000	4.50%	18/4/2020	1,399,087	0.01%
AIB Group plc	USD1,400,000	4.75%	12/10/2023	1,383,568	0.01%
Ireland Government Bond	EUR750,000	5.40%	13/3/2025	1,119,856	0.01%
Bank of Ireland Group plc	USD1,100,000	4.50%	25/11/2023	1,080,016	0.01%
CRH America Finance, Inc.	USD1,100,000	3.95%	4/4/2028	1,046,510	0.01%
Bank of Ireland Mortgage Bank	EUR700,000	0.63%	14/3/2025	807,471	0.01%
ESB Finance DAC	EUR600,000	2.13%	5/11/2033	687,806	0.01%
CRH Finance Switzerland AG	CHF500,000	1.38%	30/9/2022	521,967	0.01%

CRH America Finance, Inc.	USD450,000	3.40%	9/5/2027	413,302	0.00%
SMBC Aviation Capital Finance DAC	USD400,000	3.00%	15/7/2022	386,634	0.00%
ESB Finance DAC	EUR300,000	2.13%	8/6/2027	362,543	0.00%
Ireland Government Bond	EUR250,000	5.00%	18/10/2020	314,118	0.00%
AerCap Ireland Capital DAC/AerCap Global Aviation Trust	USD300,000	4.63%	30/10/2020	301,875	0.00%
AIB Mortgage Bank	EUR200,000	0.88%	4/2/2023	235,720	0.00%
Bank of Ireland Mortgage Bank	EUR200,000	0.63%	19/2/2021	232,204	0.00%
Bank of Ireland Mortgage Bank	EUR200,000	0.38%	7/5/2022	231,122	0.00%
Bank of Ireland Mortgage Bank	EUR200,000	0.50%	20/1/2020	230,276	0.00%
Johnson Controls International plc	EUR200,000	1.38%	25/2/2025	226,026	0.00%
CRH Finance DAC	EUR200,000	1.38%	18/10/2028	216,450	0.00%
SMBC Aviation Capital Finance DAC	USD200,000	4.13%	15/7/2023	200,303	0.00%
CRH America Finance, Inc.	USD225,000	4.40%	9/5/2047	193,952	0.00%
Kerry Group Financial Services Unltd Co.	USD200,000	3.20%	9/4/2023	193,733	0.00%
AerCap Ireland Capital DAC/AerCap Global Aviation Trust	USD150,000	5.00%	1/10/2021	152,250	0.00%
AerCap Ireland Capital DAC/AerCap Global Aviation Trust	USD150,000	4.50%	15/5/2021	150,375	0.00%
AerCap Ireland Capital DAC/AerCap Global Aviation Trust	USD150,000	4.63%	1/7/2022	150,375	0.00%
AerCap Ireland Capital DAC/AerCap Global Aviation Trust	USD150,000	3.65%	21/7/2027	129,937	0.00%
ESB Finance DAC	EUR100,000	3.49%	12/1/2024	129,469	0.00%
AIB Mortgage Bank	EUR100,000	2.25%	26/3/2021	120,349	0.00%
AIB Mortgage Bank	EUR100,000	0.63%	27/7/2020	115,737	0.00%
Ryanair DAC	EUR100,000	1.13%	10/3/2023	113,070	0.00%
Roadster Finance DAC	EUR100,000	2.38%	8/12/2027	105,304	0.00%
AerCap Ireland Capital DAC/AerCap Global Aviation Trust	USD100,000	3.95%	1/2/2022	98,250	0.00%
				47,565,608	0.42%
イスラエル 0.16% (2017: 0.24%)					
Israel Government Bond-Fixed	ILS12,000,000	2.00%	31/3/2027	3,237,680	0.03%
Israel Government Bond-Fixed	ILS10,500,000	1.75%	31/8/2025	2,805,152	0.03%
Israel Government International Bond	EUR1,710,000	1.50%	18/1/2027	2,008,543	0.02%
Israel Government Bond-Fixed	ILS6,400,000	0.50%	31/1/2021	1,709,464	0.02%
Israel Government Bond-Fixed	ILS5,000,000	4.25%	31/3/2023	1,540,108	0.01%
Israel Government Bond-Fixed	ILS4,000,000	3.75%	31/3/2047	1,162,079	0.01%
Israel Government Bond-Fixed	ILS2,000,000	5.50%	31/1/2022	634,402	0.01%
Israel Government International Bond	USD650,000	2.88%	16/3/2026	627,696	0.01%
Israel Government Bond-Fixed	ILS2,000,000	5.00%	31/1/2020	585,214	0.01%
Israel Government Bond-Fixed	ILS2,000,000	2.25%	28/9/2028	536,777	0.01%
Israel Government Bond-Fixed	ILS1,500,000	6.25%	30/10/2026	529,350	0.00%
Israel Government International Bond	USD500,000	4.50%	30/1/2043	519,415	0.00%
Israel Electric Corp., Ltd.	USD500,000	5.00%	12/11/2024	503,750	0.00%
Israel Government Bond-Fixed	ILS1,300,000	5.50%	31/1/2042	497,004	0.00%
	元本	利率	償還日	公正価格 (米ドル)	純資産総額 比率
Israel Government International Bond	USD400,000	3.15%	30/6/2023	399,537	0.00%

Israel Government International Bond	USD200,000	4.13%	17/1/2048	196,149	0.00%
Israel Government International Bond	EUR150,000	2.88%	29/1/2024	190,277	0.00%
Delek & Avner Tamar Bond Ltd.	USD75,000	5.41%	30/12/2025	74,754	0.00%
				17,757,351	0.16%
イタリア 4.02% (2017: 4.47%)					
Italy Buoni Poliennali Del Tesoro	EUR37,471,000	2.05%	1/8/2027	41,222,665	0.37%
Italy Buoni Poliennali Del Tesoro	EUR19,000,000	1.85%	15/5/2024	21,613,944	0.19%
Italy Buoni Poliennali Del Tesoro	EUR17,000,000	0.70%	1/5/2020	19,513,227	0.18%
Italy Buoni Poliennali Del Tesoro	EUR15,000,000	0.45%	1/6/2021	17,022,109	0.15%
Italy Buoni Poliennali Del Tesoro	EUR11,989,000	5.00%	1/3/2025	15,935,504	0.14%
Italy Buoni Poliennali Del Tesoro	EUR13,851,000	0.65%	15/10/2023	15,084,991	0.14%
Italy Buoni Poliennali Del Tesoro	EUR13,457,000	2.20%	1/6/2027	15,013,553	0.14%
Italy Buoni Poliennali Del Tesoro	EUR11,200,000	2.15%	15/12/2021	13,214,163	0.12%
Italy Buoni Poliennali Del Tesoro	EUR9,850,000	4.75%	1/9/2021	12,351,957	0.11%
Italy Buoni Poliennali Del Tesoro	EUR9,973,000	2.30%	15/10/2021	11,776,856	0.11%
Italy Buoni Poliennali Del Tesoro	EUR10,000,000	0.20%	15/10/2020	11,372,056	0.10%
Italy Buoni Poliennali Del Tesoro	EUR8,650,000	4.50%	1/3/2026	11,293,822	0.10%
Italy Buoni Poliennali Del Tesoro	EUR8,600,000	3.75%	1/9/2024	10,715,927	0.10%
Italy Buoni Poliennali Del Tesoro	EUR10,000,000	2.45%	1/9/2033	10,666,081	0.10%
Italy Buoni Poliennali Del Tesoro	EUR9,530,000	2.95%	1/9/2038	10,365,261	0.09%
Italy Buoni Poliennali Del Tesoro	EUR8,300,000	3.50%	1/3/2030	10,065,024	0.09%
Italy Buoni Poliennali Del Tesoro	EUR8,510,000	2.45%	1/10/2023	10,009,536	0.09%
Italy Buoni Poliennali Del Tesoro	EUR6,550,000	5.75%	1/2/2033	9,712,373	0.09%
Italy Buoni Poliennali Del Tesoro	EUR6,550,000	5.25%	1/11/2029	9,169,235	0.08%
Italy Buoni Poliennali Del Tesoro	EUR7,581,000	1.35%	15/4/2022	8,690,936	0.08%
Italy Buoni Poliennali Del Tesoro	EUR6,000,000	4.75%	1/9/2044	8,270,859	0.07%
Italy Buoni Poliennali Del Tesoro	EUR7,500,000	1.50%	1/6/2025	8,232,052	0.07%
Italy Buoni Poliennali Del Tesoro	EUR6,750,000	4.50%	1/2/2020	8,058,263	0.07%
Italy Buoni Poliennali Del Tesoro	EUR5,500,000	5.00%	1/9/2040	7,711,737	0.07%
Italy Buoni Poliennali Del Tesoro	EUR6,646,000	3.45%	1/3/2048	7,481,150	0.07%
Italy Buoni Poliennali Del Tesoro	EUR5,029,000	4.00%	1/2/2037	6,372,266	0.06%
Italy Buoni Poliennali Del Tesoro	EUR4,700,000	5.50%	1/9/2022	6,155,451	0.06%
Italy Buoni Poliennali Del Tesoro	EUR5,000,000	1.60%	1/6/2026	5,452,894	0.05%
Italy Buoni Poliennali Del Tesoro	EUR3,500,000	2.00%	1/12/2025	3,937,777	0.04%
Italy Buoni Poliennali Del Tesoro	EUR3,400,000	1.45%	15/11/2024	3,755,627	0.03%
Italy Buoni Poliennali Del Tesoro	EUR3,300,000	3.25%	1/9/2046	3,671,680	0.03%
Italy Buoni Poliennali Del Tesoro	EUR2,600,000	5.00%	1/8/2034	3,634,144	0.03%
Italy Buoni Poliennali Del Tesoro	EUR3,000,000	0.35%	15/6/2020	3,425,026	0.03%
Italy Buoni Poliennali Del Tesoro	EUR2,300,000	5.00%	1/8/2039	3,231,700	0.03%
Italy Buoni Poliennali Del Tesoro	EUR2,350,000	3.75%	1/8/2021	2,874,827	0.03%
Italy Buoni Poliennali Del Tesoro	EUR2,250,000	5.00%	1/3/2022	2,871,751	0.03%
Mediobanca Banca di Credito Finanziario SpA	EUR2,500,000	0.75%	17/2/2020	2,851,662	0.03%
Italy Buoni Poliennali Del Tesoro	EUR2,203,000	1.20%	1/4/2022	2,515,695	0.02%
Italy Buoni Poliennali Del Tesoro	EUR2,000,000	3.75%	1/5/2021	2,439,521	0.02%
Italy Buoni Poliennali Del Tesoro	EUR2,000,000	2.80%	1/12/2028	2,300,475	0.02%
Italy Buoni Poliennali Del Tesoro	EUR1,850,000	3.75%	1/3/2021	2,251,198	0.02%
Italy Buoni Poliennali Del Tesoro	EUR1,850,000	4.00%	1/9/2020	2,236,430	0.02%
Italy Buoni Poliennali Del Tesoro	EUR1,700,000	5.50%	1/11/2022	2,228,818	0.02%
Italy Buoni Poliennali Del Tesoro	EUR1,700,000	4.75%	1/8/2023	2,205,300	0.02%

Italy Buoni Poliennali Del Tesoro	EUR1,650,000	4.50%	1/3/2024	2,120,399	0.02%
Italy Buoni Poliennali Del Tesoro	EUR2,000,000	1.65%	1/3/2032	1,979,218	0.02%
Italy Buoni Poliennali Del Tesoro	EUR1,500,000	4.50%	1/5/2023	1,918,794	0.02%
Italy Buoni Poliennali Del Tesoro	EUR1,381,000	2.00%	1/2/2028	1,509,941	0.01%
Italy Buoni Poliennali Del Tesoro	EUR1,000,000	6.00%	1/5/2031	1,498,944	0.01%
Enel Finance International NV	EUR1,300,000	1.38%	1/6/2026	1,437,024	0.01%
Enel Finance International NV	USD1,250,000	2.88%	25/5/2022	1,178,489	0.01%
Intesa Sanpaolo SpA	EUR1,000,000	2.13%	30/8/2023	1,147,391	0.01%
Mediobanca Banca di Credito Finanziario SpA	EUR1,000,000	1.13%	12/8/2024	1,145,035	0.01%
Italy Buoni Poliennali Del Tesoro	EUR1,000,000	1.45%	15/9/2022	1,144,311	0.01%
Banco di Desio e della Brianza SpA	EUR1,000,000	0.88%	12/9/2024	1,134,839	0.01%
Banco BPM SpA	EUR1,000,000	1.13%	25/9/2023	1,133,934	0.01%
Unione di Banche Italiane SpA	EUR1,000,000	0.50%	15/7/2024	1,109,404	0.01%
Intesa Sanpaolo SpA	EUR1,000,000	0.88%	27/6/2022	1,108,382	0.01%
Credit Agricole Cariparma SpA	EUR1,000,000	0.63%	13/1/2026	1,083,192	0.01%
Italy Buoni Poliennali Del Tesoro	EUR1,101,000	2.80%	1/3/2067	1,076,749	0.01%
Intesa Sanpaolo SpA	EUR1,000,000	1.75%	20/3/2028	1,041,003	0.01%

	元本	利率	償還日	公正価格 (米ドル)	純資産総額 比率
UniCredit SpA	EUR800,000	5.00%	31/10/2021	1,032,735	0.01%
Societa Iniziative Autostradali e Servizi SpA	EUR1,000,000	1.63%	8/2/2028	1,009,803	0.01%
Snam SpA	EUR850,000	1.00%	18/9/2023	969,404	0.01%
Zi Rete Gas SpA	EUR800,000	2.20%	11/9/2025	913,276	0.01%
Cassa Depositi e Prestiti SpA	EUR800,000	2.13%	27/9/2023	911,411	0.01%
Italy Buoni Poliennali Del Tesoro	EUR750,000	4.25%	1/3/2020	895,990	0.01%
Assicurazioni Generali SpA	EUR650,000	5.13%	16/9/2024	878,512	0.01%
Republic of Italy Government International Bond	GBP600,000	6.00%	4/8/2028	871,129	0.01%
FCA Bank SpA	GBP700,000	1.63%	29/9/2021	863,018	0.01%
Enel Finance International NV	USD975,000	3.63%	25/5/2027	859,019	0.01%
Ferrovie dello Stato Italiane SpA	EUR800,000	0.88%	7/12/2023	858,117	0.01%
Enel SpA^	EUR800,000	2.50%	24/11/2078	843,645	0.01%
Terna Rete Elettrica Nazionale SpA	EUR700,000	1.00%	23/7/2023	799,745	0.01%
UniCredit SpA	EUR750,000	0.38%	31/10/2026	792,988	0.01%
Republic of Italy Government International Bond	USD725,000	6.88%	27/9/2023	789,677	0.01%
Hera SpA	EUR600,000	2.38%	4/7/2024	722,573	0.01%
Italy Buoni Poliennali Del Tesoro	EUR516,000	4.75%	1/9/2028	696,618	0.01%
Intesa Sanpaolo SpA	EUR600,000	1.13%	4/3/2022	673,672	0.01%
Enel Finance International NV	EUR566,000	1.97%	27/1/2025	661,665	0.01%
Intesa Sanpaolo SpA	EUR550,000	4.13%	14/4/2020	655,510	0.01%
Enel Finance International NV	USD650,000	6.00%	7/10/2039	646,810	0.01%
Intesa Sanpaolo SpA	EUR500,000	1.13%	14/7/2025	572,839	0.01%
Mediobanca Banca di Credito Finanziario SpA	EUR500,000	1.38%	10/11/2025	571,955	0.01%
Intesa Sanpaolo SpA	EUR500,000	0.63%	23/3/2023	570,902	0.01%
Enel Finance International NV	EUR500,000	1.13%	16/9/2026	539,801	0.01%

Mediobanca Banca di Credito Finanziario SpA	EUR500,000	1.25%	24/11/2029	537,732	0.01%
Republic of Italy Government International Bond	USD500,000	5.38%	15/6/2033	524,055	0.01%
Luxottica Group SpA	EUR400,000	2.63%	10/2/2024	503,565	0.01%
Intesa Sanpaolo SpA	USD500,000	3.38%	12/1/2023	460,603	0.01%
Italy Buoni Poliennali Del Tesoro	EUR300,000	7.25%	1/11/2026	460,375	0.01%
Italy Buoni Poliennali Del Tesoro	EUR300,000	9.00%	1/11/2023	457,214	0.01%
Banca Popolare di Sondrio SCPA	EUR400,000	0.75%	4/4/2023	452,592	0.00%
Eni SpA	EUR400,000	1.63%	17/5/2028	448,035	0.00%
Enel SpA	GBP300,000	5.75%	22/6/2037	446,365	0.00%
Iren SpA	EUR400,000	1.95%	19/9/2025	446,097	0.00%
Intesa Sanpaolo SpA	USD500,000	3.88%	12/1/2028	425,335	0.00%
Eni SpA	USD400,000	5.70%	1/10/2040	413,085	0.00%
Eni SpA	EUR304,000	4.25%	3/2/2020	363,200	0.00%
Enel Finance International NV	USD350,000	6.00%	7/10/2039	347,578	0.00%
FCA Bank SpA	EUR300,000	1.38%	17/4/2020	345,669	0.00%
BPER Banca	EUR300,000	0.88%	22/1/2022	343,219	0.00%
Banca Monte dei Paschi di Siena SpA	EUR300,000	2.13%	26/11/2025	342,482	0.00%
FCA Bank SpA	EUR300,000	1.00%	21/2/2022	337,996	0.00%
FCA Bank SpA	EUR300,000	0.25%	12/10/2020	337,749	0.00%
Italgas SpA	EUR300,000	1.13%	14/3/2024	336,629	0.00%
Beni Stabili SpA SIIQ	EUR300,000	2.38%	20/2/2028	335,882	0.00%
UniCredit SpA	EUR300,000	0.75%	30/4/2025	334,508	0.00%
Atlantia SpA	EUR300,000	1.63%	3/2/2025	298,328	0.00%
Enel Finance International NV	USD350,000	4.75%	25/5/2047	298,217	0.00%
Atlantia SpA	EUR300,000	1.88%	13/7/2027	286,259	0.00%
Enel Finance International NV	USD300,000	2.75%	6/4/2023	276,469	0.00%
Enel SpA ^	GBP200,000	6.63%	15/9/2076	266,568	0.00%
Enel Finance International NV	USD300,000	3.50%	6/4/2028	256,786	0.00%
Intesa Sanpaolo SpA	EUR200,000	3.63%	5/12/2022	255,900	0.00%
Enel Finance International NV	USD250,000	4.25%	14/9/2023	243,876	0.00%
UniCredit SpA	EUR200,000	2.63%	31/10/2020	238,515	0.00%
Enel Finance International NV	USD250,000	4.88%	14/6/2029	237,967	0.00%
Intesa Sanpaolo SpA	EUR200,000	1.38%	18/12/2025	231,584	0.00%
Intesa Sanpaolo SpA	EUR200,000	0.63%	20/1/2022	229,921	0.00%
Intesa Sanpaolo SpA	EUR200,000	1.13%	14/1/2020	229,679	0.00%
BPER Banca	EUR200,000	0.50%	22/7/2020	229,007	0.00%
Intesa Sanpaolo SpA	USD300,000	4.38%	12/1/2048	226,670	0.00%
FCA Bank SpA	EUR200,000	1.00%	15/11/2021	225,877	0.00%
Banca Popolare di Milano Scarl	EUR200,000	1.50%	2/12/2025	225,489	0.00%
Italy Buoni Poliennali Del Tesoro	EUR200,000	0.90%	1/8/2022	224,795	0.00%
Enel Finance International NV	GBP150,000	5.75%	14/9/2040	224,531	0.00%
Autostrade per l'Italia SpA	EUR200,000	1.13%	4/11/2021	216,643	0.00%
Enel SpA	EUR200,000	3.38%	24/11/2081	208,307	0.00%

	元本	利率	償還日	公正価格 (米ドル)	純資産総額 比率
Eni SpA	USD200,000	4.00%	12/9/2023	196,900	0.00%
Autostrade per l'Italia SpA	EUR200,000	1.75%	1/2/2027	190,883	0.00%

Intesa Sanpaolo SpA	USD200,000	3.13%	14/7/2022	183,869	0.00%
Autostrade per l'Italia SpA	EUR200,000	1.88%	26/9/2029	183,489	0.00%
Intesa Sanpaolo SpA	USD175,000	6.50%	24/2/2021	179,294	0.00%
Intesa Sanpaolo SpA	USD200,000	3.88%	14/7/2027	171,147	0.00%
Enel Finance International NV	USD175,000	4.63%	14/9/2025	167,850	0.00%
Enel Finance International NV	GBP100,000	5.63%	14/8/2024	144,051	0.00%
UniCredit SpA	EUR100,000	5.25%	30/4/2023	136,690	0.00%
Eni SpA	EUR100,000	3.75%	12/9/2025	130,503	0.00%
Intesa Sanpaolo SpA	EUR100,000	3.25%	10/2/2026	130,152	0.00%
Unione di Banche Italiane SpA	EUR100,000	3.13%	5/2/2024	126,993	0.00%
Eni SpA	EUR100,000	3.25%	10/7/2023	126,417	0.00%
Eni SpA	USD125,000	4.15%	1/10/2020	125,978	0.00%
Terna Rete Elettrica Nazionale SpA	EUR100,000	4.75%	15/3/2021	125,354	0.00%
Eni SpA	EUR100,000	2.63%	22/11/2021	121,916	0.00%
Unione di Banche Italiane SpA	EUR100,000	3.13%	14/10/2020	120,323	0.00%
Aeroporti di Roma SpA	EUR100,000	3.25%	20/2/2021	119,324	0.00%
Assicurazioni Generali SpA	EUR100,000	4.13%	4/5/2026	118,916	0.00%
Assicurazioni Generali SpA^	EUR100,000	5.50%	27/10/2047	118,901	0.00%
Cassa Depositi e Prestiti SpA	EUR100,000	2.75%	31/5/2021	118,822	0.00%
ACEA SpA	EUR100,000	2.63%	15/7/2024	118,815	0.00%
Banca Monte dei Paschi di Siena SpA	EUR100,000	2.88%	16/4/2021	118,569	0.00%
Eni SpA	EUR100,000	1.75%	18/1/2024	118,044	0.00%
UniCredit SpA	EUR100,000	2.75%	31/1/2020	117,451	0.00%
Assicurazioni Generali SpA	EUR100,000	2.88%	14/1/2020	117,265	0.00%
Credit Agricole Cariparma SpA	EUR100,000	0.88%	31/1/2022	115,256	0.00%
Terna Rete Elettrica Nazionale SpA	EUR100,000	0.88%	2/2/2022	114,860	0.00%
Credit Agricole Cariparma SpA	EUR100,000	0.88%	16/6/2023	114,774	0.00%
Banca Monte dei Paschi di Siena SpA	EUR100,000	1.25%	20/1/2022	113,966	0.00%
Eni SpA	EUR100,000	1.50%	2/2/2026	113,758	0.00%
Servizi Assicurativi del Commercio Estero SpA^	EUR100,000	3.88%	10/2/2025	101,740	0.00%
Autostrade per l'Italia SpA	EUR100,000	1.88%	4/11/2025	99,276	0.00%
Intesa Sanpaolo SpA	USD100,000	5.25%	12/1/2024	98,065	0.00%
Autostrade per l'Italia SpA	EUR100,000	1.75%	26/6/2026	95,232	0.00%
Eni SpA	EUR50,000	4.00%	29/6/2020	60,479	0.00%
Autostrade per l'Italia SpA	EUR50,000	4.38%	16/9/2025	58,585	0.00%
Enel SpA^	USD50,000	8.75%	24/9/2073	51,812	0.00%
Italy Buoni Poliennali Del Tesoro	EUR5,000	2.25%	1/9/2036	5,086	0.00%
				450,245,544	4.02%

日本 11.54% (2017: 11.35%)

Japan Government Bond	JPY3,100,000,000	0.10%	20/9/2022	28,513,840	0.26%
Japan Government Bond	JPY2,900,000,000	0.10%	20/9/2021	26,602,342	0.24%
Japan Government Bond	JPY2,800,000,000	0.10%	15/1/2020	25,584,214	0.23%
Japan Government Bond	JPY2,100,000,000	0.10%	20/6/2021	19,256,683	0.17%
Japan Government Bond	JPY1,975,000,000	0.10%	20/9/2027	18,269,403	0.16%
Japan Government Bond	JPY1,946,400,000	0.10%	20/9/2028	17,905,141	0.16%
Japan Government Bond	JPY1,900,000,000	0.10%	20/6/2022	17,464,795	0.16%
Japan Government Bond	JPY1,850,000,000	0.10%	20/3/2022	16,995,247	0.15%
Japan Government Bond	JPY1,810,000,000	0.50%	20/9/2036	16,701,855	0.15%
Japan Government Bond	JPY1,800,000,000	0.10%	20/12/2020	16,485,549	0.15%

Japan Government Bond	JPY1,676,000,000	0.10%	20/3/2028	15,466,433	0.14%
Japan Government Bond	JPY1,650,000,000	0.10%	15/4/2020	15,085,736	0.14%
Japan Government Bond	JPY1,573,000,000	0.50%	20/3/2038	14,370,552	0.13%
Japan Government Bond	JPY1,396,000,000	0.90%	20/6/2022	13,181,681	0.12%
Japan Government Bond	JPY1,434,100,000	0.10%	1/11/2020	13,128,129	0.12%
Japan Government Bond	JPY1,375,000,000	0.50%	20/9/2024	12,991,911	0.12%
Japan Government Bond	JPY1,177,750,000	1.80%	20/9/2031	12,935,337	0.12%
Japan Government Bond	JPY1,405,000,000	0.10%	20/9/2020	12,859,563	0.12%
Japan Government Bond	JPY1,360,000,000	0.10%	20/6/2023	12,534,089	0.11%
Japan Government Bond	JPY995,000,000	1.90%	20/9/2042	11,640,453	0.10%
Japan Government Bond	JPY1,060,300,000	1.70%	20/9/2032	11,604,300	0.10%
Japan Government Bond	JPY1,235,000,000	0.80%	20/9/2047	11,518,037	0.10%
Japan Government Bond	JPY1,255,000,000	0.10%	20/3/2020	11,473,158	0.10%
Japan Government Bond	JPY1,213,000,000	0.10%	20/9/2026	11,246,079	0.10%
Japan Government Bond	JPY1,200,000,000	0.10%	20/3/2023	11,051,178	0.10%
Japan Government Bond	JPY990,000,000	1.70%	20/3/2032	10,801,977	0.10%

	元本	利率	償還日	公正価格 (米ドル)	純資産総額 比率
Japan Government Bond	JPY1,120,000,000	0.60%	20/9/2037	10,449,590	0.09%
Japan Government Bond	JPY876,100,000	2.00%	20/9/2041	10,369,865	0.09%
Japan Government Bond	JPY1,060,000,000	0.80%	20/6/2023	10,068,527	0.09%
Japan Government Bond	JPY920,000,000	1.50%	20/6/2034	9,893,218	0.09%
Japan Government Bond	JPY900,000,000	1.40%	20/9/2034	9,559,039	0.09%
Japan Government Bond	JPY1,000,000,000	0.60%	20/12/2023	9,450,030	0.08%
Japan Government Bond	JPY1,000,000,000	0.30%	20/12/2024	9,352,869	0.08%
Japan Government Bond	JPY861,000,000	1.50%	20/3/2033	9,224,546	0.08%
Japan Government Bond	JPY974,500,000	0.80%	20/6/2022	9,171,127	0.08%
Japan Government Bond	JPY950,000,000	0.80%	20/9/2023	9,043,595	0.08%
Japan Government Bond	JPY970,000,000	0.10%	20/6/2026	8,992,890	0.08%
Japan Government Bond	JPY970,000,000	0.10%	20/3/2027	8,985,817	0.08%
Japan Government Bond	JPY754,550,000	2.00%	20/3/2042	8,954,397	0.08%
Japan Government Bond	JPY935,000,000	0.70%	20/3/2037	8,896,029	0.08%
Japan Government Bond	JPY780,000,000	1.70%	20/9/2033	8,584,941	0.08%
Japan Government Bond	JPY914,000,000	0.10%	20/12/2027	8,446,888	0.08%
Japan Government Bond	JPY800,000,000	1.20%	20/12/2034	8,270,300	0.07%
Japan Government Bond	JPY663,700,000	2.20%	20/3/2041	8,087,745	0.07%
Japan Government Bond	JPY850,000,000	0.60%	20/12/2036	7,967,293	0.07%
Japan Government Bond	JPY800,000,000	0.90%	20/3/2022	7,535,305	0.07%
Japan Government Bond	JPY800,000,000	0.10%	20/6/2020	7,317,942	0.07%
Japan Government Bond	JPY680,000,000	1.50%	20/3/2034	7,307,730	0.07%
Japan Government Bond	JPY625,000,000	1.80%	20/3/2043	7,209,133	0.06%
Japan Government Bond	JPY594,850,000	2.00%	20/9/2040	7,004,174	0.06%
Japan Government Bond	JPY737,300,000	0.60%	20/12/2037	6,865,361	0.06%
Japan Government Bond	JPY700,000,000	0.60%	20/6/2024	6,638,755	0.06%
Japan Government Bond	JPY660,000,000	1.00%	20/12/2035	6,620,814	0.06%
Japan Government Bond	JPY700,850,000	1.00%	20/12/2021	6,603,570	0.06%
Japan Expressway Holding & Debt Repayment Agency	JPY600,000,000	2.34%	20/10/2027	6,528,333	0.06%
Japan Government Bond	JPY588,200,000	1.80%	20/12/2031	6,474,784	0.06%

Japan Government Bond	JPY550,000,000	1.80%	20/9/2043	6,355,968	0.06%
Japan Government Bond	JPY650,000,000	0.80%	20/12/2047	6,055,845	0.05%
Japan Government Bond	JPY650,000,000	0.10%	20/12/2026	6,022,431	0.05%
Japan Government Bond	JPY524,000,000	1.70%	20/3/2044	5,954,205	0.05%
Japan Government Bond	JPY635,850,000	1.20%	20/12/2020	5,947,195	0.05%
Japan Government Bond	JPY650,000,000	0.60%	20/12/2046	5,771,412	0.05%
Japan Government Bond	JPY455,500,000	2.50%	20/3/2038	5,677,943	0.05%
Japan Government Bond	JPY519,500,000	1.70%	20/12/2031	5,656,993	0.05%
Japan Government Bond	JPY600,000,000	0.80%	20/6/2047	5,597,503	0.05%
Japan Government Bond	JPY600,000,000	0.10%	20/6/2027	5,553,972	0.05%
Japan Government Bond	JPY600,000,000	0.10%	20/6/2028	5,528,269	0.05%
Japan Government Bond	JPY455,150,000	1.90%	20/3/2053	5,525,935	0.05%
Japan Government Bond	JPY525,000,000	1.30%	20/6/2035	5,502,368	0.05%
Deposit Insurance Corp. of Japan	JPY600,000,000	0.10%	14/10/2022	5,490,360	0.05%
Japan Government Bond	JPY500,000,000	1.60%	20/12/2033	5,437,087	0.05%
Japan Government Bond	JPY580,000,000	0.90%	20/3/2057	5,398,866	0.05%
Japan Government Bond	JPY500,000,000	1.20%	20/3/2035	5,169,166	0.05%
Japan Government Bond	JPY550,000,000	1.10%	20/6/2021	5,165,934	0.05%
Japan Government Bond	JPY573,200,000	0.80%	20/3/2058	5,148,012	0.05%
Japan Government Bond	JPY471,650,000	2.10%	20/12/2027	5,130,309	0.05%
Japan Government Bond	JPY413,000,000	2.50%	20/9/2037	5,129,308	0.05%
Japan Government Bond	JPY532,650,000	0.80%	20/12/2022	5,035,646	0.05%
Japan Government Bond	JPY520,600,000	0.80%	20/9/2022	4,910,528	0.04%
Japan Expressway Holding & Debt Repayment Agency	JPY440,000,000	2.42%	20/6/2028	4,857,273	0.04%
Japan Government Bond	JPY464,000,000	2.00%	20/9/2025	4,837,712	0.04%
Japan Government Bond	JPY432,950,000	1.70%	20/6/2033	4,754,262	0.04%
Japan Government Bond	JPY438,550,000	1.60%	20/6/2032	4,739,690	0.04%
Japan Government Bond	JPY420,000,000	1.90%	20/6/2031	4,652,979	0.04%
Mizuho Bank Ltd.	JPY500,000,000	0.29%	25/1/2019	4,557,704	0.04%
Japan Government Bond	JPY400,000,000	2.20%	20/3/2031	4,554,200	0.04%
Japan Government Bond	JPY553,000,000	0.30%	20/6/2046	4,550,008	0.04%
Japan Government Bond	JPY416,900,000	1.90%	20/12/2028	4,510,834	0.04%
Japan Government Bond	JPY480,000,000	0.60%	20/6/2037	4,484,740	0.04%
Japan Government Bond	JPY400,000,000	1.60%	20/6/2045	4,468,450	0.04%
Japan Government Bond	JPY490,000,000	0.40%	20/3/2036	4,467,725	0.04%
Japan Government Bond	JPY470,000,000	0.60%	20/3/2024	4,449,182	0.04%
Japan Government Bond	JPY355,050,000	2.00%	20/3/2052	4,393,734	0.04%
Japan Government Bond	JPY370,000,000	1.90%	20/6/2043	4,345,843	0.04%

	元本	利率	償還日	公正価格 (米ドル)	純資産総額 比率
Japan Government Bond	JPY386,500,000	1.90%	20/3/2031	4,273,429	0.04%
Major Joint Local Government Bond	JPY450,000,000	0.89%	25/5/2022	4,220,899	0.04%
Japan Government Bond	JPY400,000,000	1.20%	20/9/2035	4,135,332	0.04%
Japan Government Bond	JPY400,000,000	2.00%	20/12/2024	4,113,093	0.04%
Japan Government Bond	JPY368,650,000	2.10%	20/9/2028	4,043,037	0.04%
Japan Government Bond	JPY357,000,000	2.10%	20/12/2030	4,015,815	0.04%
Japan Government Bond	JPY425,000,000	0.80%	20/3/2048	3,955,407	0.04%
Japan Government Bond	JPY364,000,000	1.90%	20/3/2029	3,948,943	0.04%

Japan Government Bond	JPY320,000,000	2.40%	20/3/2037	3,911,633	0.04%
Japan Government Bond	JPY445,000,000	0.20%	20/6/2036	3,911,571	0.04%
Japan Government Bond	JPY480,000,000	0.40%	20/3/2056	3,782,338	0.03%
Japan Government Bond	JPY400,000,000	0.40%	20/6/2025	3,772,975	0.03%
Japan Government Bond	JPY400,000,000	1.30%	20/3/2021	3,761,528	0.03%
Japan Government Bond	JPY400,000,000	0.10%	20/12/2019	3,654,523	0.03%
Japan Government Bond	JPY394,500,000	0.70%	20/6/2048	3,575,832	0.03%
Japan Government Bond	JPY377,050,000	0.60%	20/3/2023	3,543,373	0.03%
Japan Government Bond	JPY310,000,000	1.70%	20/12/2043	3,521,932	0.03%
Japan Government Bond	JPY314,000,000	2.40%	20/3/2028	3,504,499	0.03%
Japan Government Bond	JPY278,000,000	2.30%	20/3/2040	3,417,184	0.03%
Japan Government Bond	JPY310,000,000	1.50%	20/3/2045	3,393,965	0.03%
Japan Government Bond	JPY357,200,000	1.20%	20/6/2021	3,363,049	0.03%
Japan Government Bond	JPY295,000,000	1.70%	20/6/2044	3,354,124	0.03%
Japan Government Bond	JPY258,450,000	2.20%	20/3/2051	3,321,300	0.03%
Japan Government Bond	JPY295,300,000	2.10%	20/9/2029	3,277,220	0.03%
Japan Government Bond	JPY300,000,000	1.70%	20/9/2031	3,261,240	0.03%
Japan Government Bond	JPY341,300,000	1.00%	20/9/2021	3,206,755	0.03%
Japan Government Bond	JPY284,000,000	2.10%	20/6/2029	3,142,909	0.03%
Japan Government Bond	JPY260,000,000	2.40%	20/3/2034	3,113,317	0.03%
Japan Government Bond	JPY275,000,000	1.80%	20/6/2031	3,015,137	0.03%
Japan Government Bond	JPY244,150,000	2.50%	20/9/2035	2,990,395	0.03%
Japan Government Bond	JPY268,000,000	2.00%	20/6/2030	2,972,122	0.03%
Japan Government Bond	JPY262,000,000	2.20%	20/12/2029	2,941,855	0.03%
Japan Government Bond	JPY270,000,000	1.60%	20/6/2030	2,882,625	0.03%
Japan Expressway Holding & Debt Repayment Agency	JPY300,000,000	0.83%	31/1/2023	2,828,310	0.03%
Tokyo Metropolitan Government	JPY300,000,000	0.44%	19/3/2025	2,801,341	0.03%
Mizuho Financial Group, Inc.	JPY300,000,000	0.65%	26/1/2027	2,769,458	0.03%
Japan Government Bond	JPY290,550,000	0.90%	20/9/2048	2,769,143	0.03%
Japan Government Bond	JPY248,750,000	2.30%	20/6/2028	2,763,899	0.03%
Metropolitan Expressway Co., Ltd.	JPY300,000,000	0.21%	18/9/2020	2,742,153	0.02%
Japan Government Bond	JPY255,750,000	2.10%	20/12/2026	2,741,932	0.02%
Shinkin Central Bank	JPY300,000,000	0.03%	27/10/2021	2,729,999	0.02%
Japan Government Bond	JPY250,000,000	1.40%	20/3/2055	2,696,760	0.02%
Japan Government Bond	JPY310,000,000	0.50%	20/9/2046	2,688,240	0.02%
Japan Government Bond	JPY230,000,000	1.70%	20/3/2054	2,672,855	0.02%
Japan Government Bond	JPY277,400,000	0.70%	20/9/2038	2,619,239	0.02%
Japan Government Bond	JPY282,000,000	0.50%	20/6/2038	2,570,424	0.02%
Japan Government Bond	JPY211,150,000	2.20%	20/9/2039	2,549,793	0.02%
Japan Government Bond	JPY273,000,000	1.00%	20/9/2020	2,536,736	0.02%
Japan Government Bond	JPY270,050,000	0.80%	20/9/2020	2,500,710	0.02%
Japan Expressway Holding & Debt Repayment Agency	JPY269,000,000	0.16%	31/8/2027	2,479,304	0.02%
Japan Government Bond	JPY200,150,000	2.40%	20/9/2038	2,469,462	0.02%
Japan Bank for International Cooperation	USD2,480,000	1.75%	28/5/2020	2,446,446	0.02%
Japan Government Bond	JPY250,000,000	0.40%	20/9/2025	2,360,434	0.02%
Japan Government Bond	JPY209,850,000	2.10%	20/12/2029	2,335,481	0.02%
Major Joint Local Government Bond	JPY250,000,000	0.46%	25/12/2024	2,334,813	0.02%
Major Joint Local Government Bond	JPY250,000,000	0.45%	25/2/2025	2,334,628	0.02%

Shoko Chukin Bank Ltd.	JPY250,000,000	0.25%	27/3/2019	2,279,611	0.02%
Japan Government Bond	JPY200,000,000	1.70%	20/9/2044	2,274,821	0.02%
Japan Government Bond	JPY240,000,000	1.10%	20/3/2021	2,247,226	0.02%
Japan Government Bond	JPY203,000,000	2.10%	20/3/2029	2,239,966	0.02%
Japan Government Bond	JPY200,800,000	1.90%	20/9/2030	2,209,688	0.02%
Japan Government Bond	JPY180,000,000	2.30%	20/3/2039	2,198,932	0.02%
Japan Government Bond	JPY200,000,000	1.50%	20/12/2044	2,189,126	0.02%
Japan Government Bond	JPY171,000,000	2.20%	20/3/2050	2,186,132	0.02%
Japan Government Bond	JPY230,000,000	0.80%	20/3/2046	2,156,212	0.02%
Japan Government Bond	JPY200,000,000	1.40%	20/12/2045	2,146,069	0.02%
Japan Government Bond	JPY196,050,000	1.70%	20/6/2032	2,142,585	0.02%
Japan Government Bond	JPY190,000,000	1.80%	20/3/2032	2,095,464	0.02%

	元本	利率	償還日	公正価格 (米ドル)	純資産総額 比率
Japan Government Bond	JPY190,600,000	1.70%	20/12/2032	2,088,756	0.02%
Japan Government Bond	JPY221,600,000	1.10%	20/9/2021	2,087,825	0.02%
Japan Government Bond	JPY163,850,000	2.20%	20/3/2049	2,084,404	0.02%
Japan Government Bond	JPY186,300,000	2.10%	20/3/2030	2,078,294	0.02%
Japan Government Bond	JPY219,400,000	0.70%	20/12/2022	2,066,237	0.02%
Japan Expressway Holding & Debt Repayment Agency	JPY200,000,000	1.08%	27/4/2035	2,011,931	0.02%
Japan Government Bond	JPY180,000,000	2.00%	20/12/2030	2,005,421	0.02%
Japan Expressway Holding & Debt Repayment Agency	JPY200,000,000	0.91%	31/7/2023	1,899,775	0.02%
Kyushu Electric Power Co., Inc.	JPY200,000,000	1.02%	24/5/2024	1,895,480	0.02%
Japan Finance Organization for Municipalities	JPY200,000,000	0.92%	28/7/2023	1,895,323	0.02%
Japan Government Bond	JPY200,000,000	1.10%	20/12/2021	1,889,878	0.02%
Tokyo Metropolitan Government	JPY200,000,000	0.76%	20/9/2023	1,885,875	0.02%
Japan Expressway Holding & Debt Repayment Agency	JPY200,000,000	0.50%	29/11/2024	1,878,666	0.02%
Major Joint Local Government Bond	JPY200,000,000	0.55%	25/9/2024	1,876,480	0.02%
Major Joint Local Government Bond	JPY200,000,000	0.80%	25/10/2022	1,876,048	0.02%
Japan Government Bond	JPY201,800,000	1.40%	20/3/2020	1,873,743	0.02%
Japan Government Bond	JPY200,000,000	0.80%	20/3/2047	1,867,730	0.02%
Japan Expressway Holding & Debt Repayment Agency	JPY200,000,000	0.32%	30/1/2026	1,867,542	0.02%
Japan Finance Organization for Municipalities	JPY200,000,000	0.32%	19/1/2026	1,866,609	0.02%
Japan Finance Organization for Municipalities	JPY200,000,000	1.47%	28/4/2020	1,857,660	0.02%
Japan Finance Organization for Municipalities	JPY202,000,000	1.50%	14/6/2019	1,853,895	0.02%
Major Joint Local Government Bond	JPY200,000,000	0.25%	25/2/2027	1,846,818	0.02%
Japan Finance Organization for Municipalities	JPY200,000,000	0.14%	16/4/2027	1,843,097	0.02%
Japan Expressway Holding & Debt Repayment Agency	JPY200,000,000	0.14%	30/4/2027	1,842,558	0.02%
Japan Finance Organization for Municipalities	JPY200,000,000	0.13%	14/6/2027	1,841,311	0.02%

有価証券届出書（内国投資信託受益証券）

Major Joint Local Government Bond	JPY200,000,000	0.22%	25/10/2027	1,839,311	0.02%
Norinchukin Bank	JPY200,000,000	0.23%	27/1/2021	1,828,986	0.02%
Deposit Insurance Corp. of Japan	JPY200,000,000	0.10%	19/10/2021	1,828,089	0.02%
Major Joint Local Government Bond	JPY200,000,000	0.18%	25/4/2028	1,827,841	0.02%
Japan Finance Corp.	JPY200,000,000	0.16%	16/9/2020	1,827,754	0.02%
Development Bank of Japan, Inc.	JPY200,000,000	0.16%	18/12/2020	1,827,457	0.02%
Shoko Chukin Bank Ltd.	JPY200,000,000	0.23%	27/10/2020	1,826,959	0.02%
Japan Government Bond	JPY170,000,000	1.40%	20/9/2045	1,824,066	0.02%
West Nippon Expressway Co., Ltd.	JPY200,000,000	0.09%	20/9/2022	1,824,066	0.02%
East Nippon Expressway Co., Ltd.	JPY200,000,000	0.01%	20/6/2019	1,822,385	0.02%
Shinkin Central Bank	JPY200,000,000	0.04%	27/5/2021	1,821,202	0.02%
Nissan Motor Co., Ltd.	JPY200,000,000	0.15%	19/3/2021	1,820,304	0.02%
Japan Government Bond	JPY179,450,000	1.00%	20/3/2022	1,695,317	0.02%
Japan Government Bond	JPY150,000,000	2.20%	20/6/2029	1,674,397	0.02%
Japan Government Bond	JPY150,000,000	1.80%	20/12/2032	1,661,929	0.02%
Shinkin Central Bank	JPY180,000,000	0.06%	27/4/2021	1,639,814	0.02%
Japan Government Bond	JPY150,000,000	1.50%	20/6/2032	1,603,400	0.01%
Japan Finance Organization for Municipalities	JPY170,000,000	0.31%	28/7/2023	1,572,178	0.01%
Japan Government Bond	JPY144,000,000	1.60%	20/3/2033	1,561,274	0.01%
Japan Government Bond	JPY168,300,000	1.30%	20/12/2019	1,555,419	0.01%
Japan Government Bond	JPY137,000,000	2.10%	20/12/2028	1,507,169	0.01%
Mitsubishi UFJ Financial Group, Inc.	EUR1,300,000	0.98%	9/10/2023	1,485,564	0.01%
Japan Government Bond	JPY154,000,000	0.80%	20/6/2023	1,462,393	0.01%
Japan Expressway Holding and Debt Repayment Agency	JPY160,000,000	1.30%	27/2/2019	1,461,280	0.01%
Tokyo Metropolitan Government	JPY150,000,000	1.35%	18/12/2020	1,403,018	0.01%
Japan Government Bond	JPY123,000,000	2.20%	20/3/2030	1,384,598	0.01%
Japan Government Bond	JPY127,900,000	2.30%	20/6/2026	1,377,599	0.01%
Tokyo Metropolitan Government	JPY146,500,000	0.99%	20/12/2021	1,373,671	0.01%
Development Bank of Japan, Inc.	JPY150,000,000	1.40%	15/4/2019	1,372,706	0.01%
East Nippon Expressway Co., Ltd.	JPY150,000,000	0.26%	19/6/2020	1,371,577	0.01%
Shinkin Central Bank	JPY150,000,000	0.25%	26/6/2020	1,371,523	0.01%
Central Nippon Expressway Co., Ltd.	JPY150,000,000	0.26%	2/6/2020	1,371,320	0.01%
Mizuho Financial Group, Inc.	USD1,400,000	3.48%	12/4/2026	1,362,227	0.01%
Japan Government Bond	JPY120,000,000	2.00%	20/3/2031	1,339,955	0.01%
Japan Government Bond	JPY137,900,000	1.40%	20/12/2022	1,333,651	0.01%
Japan Government Bond	JPY123,450,000	1.60%	20/3/2032	1,332,436	0.01%
Japan Government Bond	JPY138,000,000	1.90%	22/3/2021	1,314,607	0.01%
Japan Government Bond	JPY118,000,000	1.80%	20/6/2030	1,284,217	0.01%
Toyota Finance Australia Ltd.	GBP1,000,000	1.63%	11/7/2022	1,270,133	0.01%
Mizuho Financial Group, Inc.	EUR1,100,000	1.02%	11/10/2023	1,265,371	0.01%
Japan Government Bond	JPY113,850,000	2.20%	20/3/2028	1,251,608	0.01%
Japan Government Bond	JPY125,000,000	1.90%	20/9/2022	1,225,584	0.01%
Japan Government Bond	JPY125,000,000	2.20%	20/12/2021	1,218,430	0.01%

	元本	利率	償還日	公正価格 (米ドル)	純資産総額 比率
Japan Government Bond	JPY101,000,000	2.40%	20/12/2034	1,215,682	0.01%
Japan Government Bond	JPY125,000,000	2.10%	20/12/2021	1,215,046	0.01%

East Nippon Expressway Co., Ltd.	JPY130,000,000	0.18%	19/3/2020	1,186,769	0.01%
Mitsubishi UFJ Trust & Banking Corp.	USD1,200,000	2.65%	19/10/2020	1,186,280	0.01%
Japan Government Bond	JPY109,000,000	2.00%	20/3/2027	1,164,621	0.01%
Sumitomo Mitsui Banking Corp.	EUR1,000,000	0.55%	6/11/2023	1,147,265	0.01%
Asahi Group Holdings Ltd.	EUR986,000	0.32%	19/9/2021	1,122,876	0.01%
Japan Government Bond	JPY100,000,000	1.80%	20/9/2030	1,089,897	0.01%
Japan Government Bond	JPY89,650,000	2.30%	20/12/2036	1,079,175	0.01%
Japan Expressway Holding & Debt Repayment Agency	JPY100,000,000	1.43%	31/7/2034	1,055,538	0.01%
Japan Finance Organization for Municipalities	USD1,100,000	2.38%	13/2/2025	1,050,208	0.01%
Japan Bank for International Cooperation	GBP800,000	2.63%	15/12/2020	1,043,980	0.01%
Sumitomo Life Insurance Co. ^	USD1,150,000	4.00%	14/9/2077	1,043,625	0.01%
Japan Government Bond	JPY107,700,000	1.00%	20/3/2023	1,028,753	0.01%
Japan Government Bond	JPY100,000,000	1.90%	20/3/2024	1,008,659	0.01%
Mitsubishi UFJ Financial Group, Inc.	USD1,000,000	3.76%	26/7/2023	1,005,537	0.01%
Sumitomo Mitsui Financial Group, Inc.	USD1,000,000	2.78%	12/7/2022	974,570	0.01%
Mitsubishi UFJ Financial Group, Inc.	USD1,000,000	2.67%	25/7/2022	972,003	0.01%
Japan Bank for International Cooperation	USD1,000,000	2.75%	16/11/2027	962,768	0.01%
Japan Expressway Holding & Debt Repayment Agency	JPY102,000,000	0.38%	26/12/2025	955,664	0.01%
MUFG Bank Ltd.	JPY100,000,000	1.39%	31/5/2022	948,855	0.01%
Japan Expressway Holding & Debt Repayment Agency	JPY100,000,000	0.80%	29/9/2023	946,587	0.01%
Japan Government Bond	JPY102,000,000	1.10%	20/6/2020	946,574	0.01%
Japan Government Bond	JPY100,000,000	0.50%	20/12/2024	946,361	0.01%
Major Joint Local Government Bond	JPY100,000,000	0.81%	25/9/2023	944,795	0.01%
Japan Expressway Holding & Debt Repayment Agency	JPY100,000,000	0.66%	29/2/2024	943,253	0.01%
Sumitomo Mitsui Banking Corp.	JPY100,000,000	1.60%	1/6/2021	943,082	0.01%
Major Joint Local Government Bond	JPY100,000,000	0.69%	25/4/2024	942,858	0.01%
Japan Government Bond	JPY100,000,000	0.40%	20/3/2025	941,995	0.01%
Tokyo Metropolitan Government	JPY100,000,000	0.64%	19/3/2024	940,042	0.01%
Major Joint Local Government Bond	JPY100,000,000	0.66%	24/11/2023	939,112	0.01%
Tokyo Metropolitan Government	JPY100,000,000	0.48%	19/9/2025	937,867	0.01%
Japan Finance Organization for Municipalities	JPY100,000,000	0.90%	15/2/2022	937,309	0.01%
Major Joint Local Government Bond	JPY100,000,000	0.51%	25/11/2024	936,304	0.01%
Japan Expressway Holding & Debt Repayment Agency	JPY100,000,000	0.41%	28/2/2025	936,117	0.01%
Major Joint Local Government Bond	JPY100,000,000	0.41%	23/1/2026	934,271	0.01%
Nippon Telegraph & Telephone Corp.	JPY100,000,000	1.31%	18/12/2020	933,372	0.01%
Japan Finance Organization for Municipalities	JPY100,000,000	0.54%	21/4/2023	933,081	0.01%
Major Joint Local Government Bond	JPY100,000,000	1.42%	24/1/2020	925,162	0.01%
Japan Expressway Holding & Debt Repayment Agency	JPY100,000,000	0.63%	30/9/2038	923,529	0.01%
Tokyo Metropolitan Government	JPY100,000,000	1.33%	20/12/2019	923,046	0.01%
Panasonic Corp.	JPY100,000,000	0.57%	18/3/2022	922,955	0.01%
Major Joint Local Government Bond	JPY100,000,000	0.20%	25/5/2028	917,705	0.01%
Japan Government Bond	JPY75,650,000	2.90%	20/11/2030	915,392	0.01%

Takeda Pharmaceutical Co., Ltd.	EUR800,000	0.38%	21/11/2020	914,494	0.01%
Shinkin Central Bank	JPY100,000,000	0.20%	25/10/2019	912,737	0.01%
Deposit Insurance Corp. of Japan	JPY100,000,000	0.10%	17/1/2020	912,433	0.01%
East Nippon Expressway Co., Ltd.	JPY100,000,000	0.09%	20/6/2022	912,167	0.01%
Norinchukin Bank	JPY100,000,000	0.35%	25/1/2019	911,626	0.01%
Shinkin Central Bank	JPY100,000,000	0.07%	26/3/2021	911,325	0.01%
Central Nippon Expressway Co., Ltd.	JPY100,000,000	0.07%	18/3/2022	911,214	0.01%
Japan Government Bond	JPY69,100,000	2.40%	20/3/2048	907,807	0.01%
Mitsubishi UFJ Financial Group, Inc.	USD950,000	2.53%	13/9/2023	903,231	0.01%
Japan Government Bond	JPY96,650,000	0.10%	20/3/2026	896,185	0.01%
Kyushu Electric Power Co., Inc.	JPY90,000,000	1.06%	23/2/2024	853,539	0.01%
Japan Bank for International Cooperation	USD850,000	2.13%	1/6/2020	842,339	0.01%
Kansai Electric Power Co., Inc.	JPY90,000,000	0.49%	23/7/2027	826,184	0.01%
East Nippon Expressway Co., Ltd.	JPY90,000,000	0.31%	20/6/2019	821,387	0.01%
Japan Bank for International Cooperation	USD830,000	2.13%	16/11/2020	818,365	0.01%
Takeda Pharmaceutical Co., Ltd.	EUR700,000	2.25%	21/11/2026	816,673	0.01%
Takeda Pharmaceutical Co., Ltd.	EUR700,000	3.00%	21/11/2030	813,616	0.01%
Asahi Group Holdings Ltd.	EUR712,000	1.15%	19/9/2025	798,497	0.01%
Sumitomo Mitsui Financial Group, Inc.	USD800,000	3.94%	19/7/2028	796,000	0.01%
Japan Government Bond	JPY78,900,000	1.80%	20/12/2023	788,540	0.01%
Japan Government Bond	JPY74,000,000	2.40%	20/6/2024	768,510	0.01%
Japan Bank for International Cooperation	USD750,000	3.38%	31/10/2023	764,968	0.01%
Japan Bank for International Cooperation	USD800,000	2.13%	10/2/2025	759,668	0.01%
Mizuho Financial Group, Inc.	USD750,000	2.63%	12/4/2021	736,681	0.01%

	元本	利率	償還日	公正価格 (米ドル)	純資産総額 比率
ORIX Corp.	USD750,000	2.90%	18/7/2022	731,759	0.01%
Japan Government Bond	JPY68,000,000	2.10%	20/9/2025	713,171	0.01%
Sumitomo Mitsui Financial Group, Inc.	USD700,000	3.94%	16/10/2023	713,072	0.01%
Toyota Motor Corp.	USD700,000	3.18%	20/7/2021	703,510	0.01%
Mitsubishi UFJ Financial Group, Inc.	USD700,000	3.96%	2/3/2028	696,512	0.01%
American Honda Finance Corp.	USD700,000	2.45%	24/9/2020	691,398	0.01%
Takeda Pharmaceutical Co., Ltd.	EUR600,000	1.13%	21/11/2022	690,299	0.01%
Mizuho Financial Group, Inc.	EUR600,000	0.96%	16/10/2024	683,311	0.01%
Mitsubishi UFJ Financial Group, Inc.	USD700,000	2.19%	13/9/2021	675,568	0.01%
Major Joint Local Government Bond	JPY72,000,000	1.54%	23/8/2019	662,761	0.01%
Japan Bank for International Cooperation	USD660,000	2.38%	16/11/2022	646,733	0.01%
Dai-ichi Life Insurance Co., Ltd. ^	USD700,000	4.00%	24/7/2026	642,843	0.01%
Japan Government Bond	JPY58,100,000	2.30%	20/6/2027	636,688	0.01%
Sumitomo Mitsui Financial Group, Inc.	EUR560,000	0.93%	11/10/2024	634,569	0.01%
Japan Expressway Holding & Debt Repayment Agency	JPY67,000,000	1.10%	28/12/2021	630,824	0.01%
American Honda Finance Corp.	GBP500,000	1.30%	21/3/2022	628,198	0.01%
Toyota Motor Credit Corp.	GBP500,000	1.00%	27/9/2022	620,258	0.01%
Japan Bank for International Cooperation	USD600,000	3.50%	31/10/2028	613,222	0.01%
Japan Government Bond	JPY58,000,000	2.10%	20/6/2025	605,618	0.01%
Central Japan Railway Co.	USD550,000	4.25%	24/11/2045	572,428	0.01%
Norinchukin Bank	JPY60,000,000	0.28%	26/6/2020	548,882	0.01%
Mitsubishi UFJ Financial Group, Inc.	USD550,000	3.00%	22/2/2022	542,049	0.01%

Japan Government Bond	JPY49,000,000	2.20%	20/9/2028	541,727	0.01%
Japan Government Bond	JPY50,000,000	2.30%	20/9/2026	541,111	0.01%
Japan Government Bond	JPY57,150,000	2.40%	20/3/2020	536,965	0.01%
BAT Capital Corp.	USD550,000	2.30%	14/8/2020	535,741	0.01%
Development Bank of Japan, Inc.	JPY54,000,000	1.70%	20/9/2022	523,627	0.01%
Sumitomo Mitsui Financial Group, Inc.	USD500,000	4.31%	16/10/2028	513,652	0.01%
Mizuho Financial Group, Inc. ^	USD500,000	4.25%	11/9/2029	505,841	0.01%
Sumitomo Mitsui Financial Group, Inc.	USD500,000	3.75%	19/7/2023	504,375	0.01%
Mizuho Financial Group, Inc.	USD500,000	4.02%	5/3/2028	501,961	0.00%
Mitsubishi UFJ Financial Group, Inc.	USD500,000	3.54%	26/7/2021	501,891	0.00%
Japan Bank for International Cooperation	USD500,000	3.00%	29/5/2024	500,594	0.00%
Toyota Motor Credit Corp.	USD500,000	2.15%	12/3/2020	494,438	0.00%
Sumitomo Mitsui Financial Group, Inc.	USD500,000	3.10%	17/1/2023	491,306	0.00%
Japan Government Bond	JPY52,000,000	1.30%	20/6/2020	483,956	0.00%
Nippon Life Insurance Co. ^	USD500,000	4.70%	20/1/2046	480,943	0.00%
Sumitomo Mitsui Financial Group, Inc.	USD500,000	3.36%	12/7/2027	479,103	0.00%
Japan Government Bond	JPY44,000,000	2.10%	20/9/2027	476,900	0.00%
Sumitomo Mitsui Financial Group, Inc.	USD500,000	3.01%	19/10/2026	467,562	0.00%
Tokyo Metropolitan Government	JPY50,000,000	1.38%	20/12/2019	461,750	0.00%
Nippon Life Insurance Co. ^	USD500,000	4.00%	19/9/2047	460,625	0.00%
Japan Government Bond	JPY38,650,000	2.30%	20/3/2035	460,429	0.00%
West Nippon Expressway Co., Ltd.	JPY50,000,000	0.17%	22/5/2026	457,913	0.00%
East Nippon Expressway Co., Ltd.	JPY50,000,000	0.06%	18/6/2021	455,739	0.00%
Metropolitan Expressway Co., Ltd.	JPY50,000,000	0.03%	17/9/2021	455,350	0.00%
Takeda Pharmaceutical Co., Ltd.	USD450,000	4.00%	26/11/2021	455,145	0.00%
American Honda Finance Corp.	EUR400,000	0.75%	17/1/2024	454,470	0.00%
American Honda Finance Corp.	USD450,000	3.38%	10/12/2021	452,321	0.00%
Meiji Yasuda Life Insurance Co. ^	USD450,000	5.20%	20/10/2045	451,088	0.00%
Nissan Motor Acceptance Corp.	USD450,000	2.55%	8/3/2021	437,894	0.00%
Japan Expressway Holding & Debt Repayment Agency	JPY45,000,000	1.30%	30/1/2019	410,579	0.00%
Takeda Pharmaceutical Co., Ltd.	USD400,000	5.00%	26/11/2028	409,201	0.00%
Major Joint Local Government Bond	JPY44,000,000	1.12%	25/9/2020	408,660	0.00%
Mitsubishi UFJ Lease & Finance Co., Ltd.	USD400,000	3.96%	19/9/2023	401,385	0.00%
Toyota Motor Corp.	USD400,000	3.42%	20/7/2023	400,435	0.00%
Japan Government Bond	JPY38,800,000	1.90%	20/3/2025	398,645	0.00%
Japan Government Bond	JPY36,000,000	2.10%	20/6/2028	393,761	0.00%
Japan Bank for International Cooperation	USD400,000	2.88%	21/7/2027	390,750	0.00%
Toyota Motor Credit Corp.	USD400,000	1.90%	8/4/2021	390,631	0.00%
Japan Bank for International Cooperation	USD400,000	2.88%	1/6/2027	390,589	0.00%
Takeda Pharmaceutical Co., Ltd.	USD400,000	2.45%	18/1/2022	385,524	0.00%
Japan Government Bond	JPY30,450,000	2.50%	20/6/2034	369,527	0.00%
Sumitomo Mitsui Financial Group, Inc.	AUD500,000	3.66%	29/3/2022	357,346	0.00%
Honda Canada Finance, Inc.	CAD500,000	2.27%	15/7/2022	356,937	0.00%
Nomura Europe Finance NV	EUR300,000	1.50%	12/5/2021	352,259	0.00%
Japan Bank for International Cooperation	USD350,000	3.25%	20/7/2028	350,968	0.00%
Japan Expressway Holding and Debt Repayment Agency	JPY38,000,000	1.30%	30/9/2019	349,771	0.00%

	元本	利率	償還日	公正価格 (米ドル)	純資産総額 比率
Japan Government Bond	JPY32,000,000	2.10%	20/3/2027	344,281	0.00%
Development Bank of Japan, Inc.	USD350,000	2.00%	19/10/2021	341,474	0.00%
Sumitomo Mitsui Financial Group, Inc.	USD350,000	2.44%	19/10/2021	340,416	0.00%
Toyota Motor Credit Corp.	USD350,000	2.90%	17/4/2024	339,721	0.00%
Toyota Motor Corp.	USD325,000	3.67%	20/7/2028	330,544	0.00%
Sumitomo Mitsui Banking Corp.	USD325,000	2.45%	16/1/2020	322,304	0.00%
East Japan Railway Co.	GBP200,000	4.50%	25/1/2036	319,097	0.00%
Mitsubishi UFJ Financial Group, Inc.	USD320,000	3.46%	2/3/2023	318,482	0.00%
Mitsubishi UFJ Financial Group, Inc.	USD325,000	3.29%	25/7/2027	310,703	0.00%
Toyota Motor Credit Corp.	USD300,000	3.30%	12/1/2022	300,919	0.00%
Mitsubishi UFJ Financial Group, Inc.	USD300,000	3.85%	1/3/2026	298,391	0.00%
Nissan Motor Acceptance Corp.	USD300,000	2.25%	13/1/2020	296,345	0.00%
Japan Bank for International Cooperation	USD300,000	1.88%	20/4/2021	293,869	0.00%
American Honda Finance Corp.	USD300,000	2.90%	16/2/2024	290,354	0.00%
Japan Bank for International Cooperation	USD289,000	2.25%	24/2/2020	287,415	0.00%
Japan Government Bond	JPY25,150,000	2.20%	20/5/2031	286,730	0.00%
Mizuho Financial Group, Inc.	USD300,000	2.84%	13/9/2026	278,893	0.00%
Sumitomo Mitsui Financial Group, Inc.	USD300,000	2.63%	14/7/2026	274,348	0.00%
Mitsubishi UFJ Financial Group, Inc.	USD300,000	2.76%	13/9/2026	273,893	0.00%
Japan Government Bond	JPY26,900,000	1.80%	20/6/2023	266,453	0.00%
Japan Government Bond	JPY24,000,000	2.20%	20/9/2027	262,043	0.00%
Japan Government Bond	JPY25,950,000	2.00%	20/6/2022	254,058	0.00%
Mizuho Financial Group, Inc. ^	USD250,000	3.92%	11/9/2024	252,704	0.00%
American Honda Finance Corp.	USD250,000	3.63%	10/10/2023	251,814	0.00%
Development Bank of Japan, Inc.	USD250,000	3.25%	6/9/2028	251,109	0.00%
Tokyo Metropolitan Government	JPY27,000,000	1.30%	19/6/2020	250,740	0.00%
Toyota Motor Credit Corp.	USD250,000	2.95%	13/4/2021	249,902	0.00%
Mitsubishi UFJ Financial Group, Inc.	USD250,000	3.78%	2/3/2025	249,327	0.00%
Mitsubishi UFJ Financial Group, Inc.	USD250,000	4.05%	11/9/2028	248,750	0.00%
Development Bank of Japan, Inc.	USD250,000	2.88%	19/9/2024	248,298	0.00%
Sumitomo Mitsui Banking Corp.	USD250,000	2.51%	17/1/2020	248,058	0.00%
Sumitomo Mitsui Banking Corp.	USD250,000	3.65%	23/7/2025	248,038	0.00%
Toyota Motor Credit Corp.	USD250,000	2.20%	10/1/2020	247,816	0.00%
Toyota Motor Credit Corp.	USD250,000	1.95%	17/4/2020	246,402	0.00%
Japan Government Bond	JPY20,000,000	2.50%	20/3/2036	245,963	0.00%
Sumitomo Mitsui Financial Group, Inc.	USD250,000	2.85%	11/1/2022	245,082	0.00%
Sumitomo Mitsui Banking Corp.	USD250,000	3.40%	11/7/2024	244,720	0.00%
Sumitomo Mitsui Banking Corp.	USD250,000	3.00%	18/1/2023	244,054	0.00%
Sumitomo Mitsui Financial Group, Inc.	USD250,000	3.54%	17/1/2028	241,679	0.00%
Sumitomo Mitsui Banking Corp.	EUR200,000	2.25%	16/12/2020	238,142	0.00%
Japan Finance Organization for Municipalities	EUR200,000	0.88%	22/9/2021	234,322	0.00%
Japan Finance Organization for Municipalities	JPY24,500,000	1.00%	14/9/2021	229,361	0.00%
Mitsubishi UFJ Financial Group, Inc.	USD230,000	2.95%	1/3/2021	227,812	0.00%
Japan Government Bond	JPY21,000,000	2.00%	20/12/2025	219,980	0.00%
American Honda Finance Corp.	USD225,000	1.70%	9/9/2021	215,842	0.00%
Major Joint Local Government Bond	JPY23,000,000	1.44%	24/4/2020	213,568	0.00%

Osaka Prefecture	JPY20,000,000	1.45%	26/9/2034	208,870	0.00%
Nippon Life Insurance Co. ^	USD200,000	5.00%	18/10/2042	204,795	0.00%
MUFG Bank Ltd.	USD200,000	4.10%	9/9/2023	204,372	0.00%
Takeda Pharmaceutical Co., Ltd.	USD200,000	4.40%	26/11/2023	202,473	0.00%
Development Bank of Japan, Inc.	USD200,000	3.13%	6/9/2023	201,619	0.00%
Takeda Pharmaceutical Co., Ltd.	USD200,000	3.80%	26/11/2020	201,123	0.00%
Toyota Motor Credit Corp.	USD200,000	3.45%	20/9/2023	200,531	0.00%
Seven & i Holdings Co., Ltd.	USD200,000	3.35%	17/9/2021	200,500	0.00%
Mizuho Financial Group Cayman 2 Ltd.	USD200,000	4.20%	18/7/2022	199,716	0.00%
Nissan Motor Acceptance Corp.	USD200,000	3.65%	21/9/2021	199,433	0.00%
Sumitomo Mitsui Financial Group, Inc.	USD200,000	3.78%	9/3/2026	197,982	0.00%
Japan Bank for International Cooperation	USD200,000	2.50%	1/6/2022	197,431	0.00%
Mizuho Bank Ltd.	USD200,000	2.70%	20/10/2020	196,820	0.00%
Daiwa Securities Group, Inc.	USD200,000	3.13%	19/4/2022	196,312	0.00%
Japan Finance Organization for Municipalities	USD200,000	2.13%	13/4/2021	196,281	0.00%
Mitsubishi UFJ Financial Group, Inc.	USD200,000	3.68%	22/2/2027	195,735	0.00%
Mitsui Fudosan Co., Ltd.	USD200,000	2.95%	23/1/2023	195,500	0.00%
Japan Bank for International Cooperation	USD200,000	2.00%	4/11/2021	195,408	0.00%
Japan Government Bond	JPY18,000,000	2.10%	20/6/2027	194,441	0.00%
Sumitomo Mitsui Financial Group, Inc.	USD200,000	2.78%	18/10/2022	194,231	0.00%
Japan Bank for International Cooperation	USD200,000	2.50%	28/5/2025	193,688	0.00%

	元本	利率	償還日	公正価格 (米ドル)	純資産総額 比率
Development Bank of Japan, Inc.	USD200,000	1.63%	1/9/2021	193,673	0.00%
Sumitomo Mitsui Financial Group, Inc.	USD200,000	2.06%	14/7/2021	193,501	0.00%
ORIX Corp.	USD200,000	3.70%	18/7/2027	192,381	0.00%
Toyota Motor Credit Corp.	USD200,000	2.25%	18/10/2023	188,693	0.00%
Japan Expressway Holding & Debt Repayment Agency	JPY20,000,000	1.30%	29/5/2020	185,659	0.00%
Tokyo Metropolitan Government	JPY19,500,000	0.08%	18/9/2026	177,964	0.00%
Major Joint Local Government Bond	JPY18,900,000	0.51%	25/9/2025	177,561	0.00%
Nissan Motor Acceptance Corp.	USD175,000	3.88%	21/9/2023	174,076	0.00%
Japan Bank for International Cooperation	USD175,000	1.50%	21/7/2021	169,316	0.00%
Japan Government Bond	JPY16,000,000	2.10%	20/12/2024	165,400	0.00%
Japan Finance Organization for Municipalities	JPY16,300,000	0.67%	17/3/2023	152,807	0.00%
Japan Bank for International Cooperation	USD150,000	3.25%	20/7/2023	152,042	0.00%
Japan Bank for International Cooperation	USD150,000	3.13%	20/7/2021	151,229	0.00%
Japan Government Bond	JPY14,000,000	2.10%	20/3/2026	148,176	0.00%
Toyota Motor Credit Corp.	USD150,000	2.60%	11/1/2022	147,627	0.00%
American Honda Finance Corp.	USD150,000	2.65%	12/2/2021	147,580	0.00%
Toyota Motor Credit Corp.	USD150,000	2.70%	11/1/2023	145,683	0.00%
Toyota Motor Credit Corp.	USD150,000	3.05%	11/1/2028	144,505	0.00%
Toyota Motor Credit Corp.	USD150,000	2.15%	8/9/2022	144,000	0.00%
Japan Government Bond	JPY11,000,000	2.50%	20/9/2036	135,815	0.00%
Japan Government Bond	JPY12,000,000	2.30%	20/3/2026	128,599	0.00%
Japan Government Bond	JPY12,000,000	2.20%	20/6/2024	123,419	0.00%
Nissan Motor Acceptance Corp.	USD125,000	2.15%	28/9/2020	121,980	0.00%
American Honda Finance Corp.	USD125,000	2.60%	16/11/2022	121,565	0.00%

Japan Government Bond	JPY12,000,000	1.90%	20/9/2023	119,899	0.00%
Japan Government Bond	JPY10,000,000	2.30%	20/12/2035	119,746	0.00%
Japan Government Bond	JPY10,000,000	2.30%	20/6/2035	119,392	0.00%
Nissan Motor Acceptance Corp.	USD125,000	2.60%	28/9/2022	118,904	0.00%
Toyota Motor Credit Corp.	EUR100,000	1.80%	23/7/2020	117,525	0.00%
Toyota Motor Credit Corp.	EUR100,000	1.00%	10/9/2021	116,741	0.00%
Japan Government Bond	JPY11,000,000	2.00%	20/3/2025	113,645	0.00%
Japan Finance Organization for Municipalities	JPY10,000,000	2.29%	25/4/2028	109,114	0.00%
Japan Government Bond	JPY10,000,000	2.20%	20/3/2024	102,301	0.00%
Kansai Electric Power Co., Inc.	JPY11,000,000	0.47%	25/5/2027	100,784	0.00%
Toyota Motor Credit Corp.	USD100,000	3.40%	15/9/2021	100,261	0.00%
Mitsubishi UFJ Financial Group, Inc.	USD100,000	4.29%	26/7/2038	100,065	0.00%
American Honda Finance Corp.	USD100,000	3.45%	14/7/2023	100,030	0.00%
Mizuho Bank Ltd.	USD100,000	3.60%	25/9/2024	99,648	0.00%
Toyota Motor Credit Corp.	USD100,000	3.40%	14/4/2025	99,416	0.00%
Sumitomo Mitsui Financial Group, Inc.	USD100,000	2.93%	9/3/2021	98,964	0.00%
Toyota Motor Credit Corp.	USD100,000	3.20%	11/1/2027	97,182	0.00%
American Honda Finance Corp.	USD100,000	3.50%	15/2/2028	96,971	0.00%
Nissan Motor Acceptance Corp.	USD100,000	2.80%	13/1/2022	96,602	0.00%
American Honda Finance Corp.	USD100,000	1.65%	12/7/2021	96,159	0.00%
Nissan Motor Acceptance Corp.	USD100,000	2.65%	13/7/2022	95,685	0.00%
Major Joint Local Government Bond	JPY10,000,000	0.82%	25/8/2023	94,463	0.00%
Tokyo Metropolitan Government	JPY10,000,000	0.69%	19/3/2024	94,268	0.00%
Major Joint Local Government Bond	JPY10,000,000	0.82%	22/9/2022	93,814	0.00%
Japan Government Bond	JPY9,000,000	2.10%	20/3/2025	93,496	0.00%
Hokkaido Electric Power Co., Inc.	JPY10,000,000	1.16%	25/6/2020	92,566	0.00%
Japan Finance Organization for Municipalities	JPY10,000,000	0.15%	16/2/2026	92,222	0.00%
Major Joint Local Government Bond	JPY10,000,000	0.18%	25/1/2027	91,907	0.00%
Japan Finance Organization for Municipalities	JPY10,000,000	0.00%	30/6/2020	91,149	0.00%
Japan Government Bond	JPY8,000,000	1.90%	20/6/2025	82,580	0.00%
Japan Government Bond	JPY8,000,000	1.90%	20/12/2023	80,318	0.00%
Japan Government Bond	JPY7,000,000	2.00%	20/6/2025	72,676	0.00%
Toyota Motor Credit Corp.	EUR50,000	2.38%	1/2/2023	61,595	0.00%
Nissan Motor Acceptance Corp.	USD60,000	1.90%	14/9/2021	56,989	0.00%
Japan Government Bond	JPY5,000,000	2.10%	20/3/2024	50,911	0.00%
Nissan Motor Acceptance Corp.	USD50,000	2.15%	13/7/2020	48,847	0.00%
ORIX Corp.	USD50,000	3.25%	4/12/2024	48,125	0.00%
American Honda Finance Corp.	USD50,000	2.30%	9/9/2026	45,049	0.00%
				1,291,889,290	11.54%
ジャ-ジ- 0.01% (2017: 0.01%)					
UBS Group Funding Switzerland AG	USD300,000	2.65%	1/2/2022	290,420	0.01%
Aptiv plc	USD150,000	3.15%	19/11/2020	149,212	0.00%
	元本	利率	償還日	公正価格 (米ドル)	純資産総額 比率
Atrium European Real Estate Ltd.	EUR100,000	3.63%	17/10/2022	120,383	0.00%
Aptiv plc	USD50,000	4.40%	1/10/2046	44,017	0.00%

604,032 0.01%

カザフスタン 0.07% (2017: 0.05%)

Kazakhstan Government International Bond	USD1,700,000	5.13%	21/7/2025	1,798,668	0.02%
Development Bank of Kazakhstan JSC	USD1,350,000	4.13%	10/12/2022	1,309,500	0.01%
Kazakhstan Government International Bond	EUR970,000	1.55%	9/11/2023	1,113,402	0.01%
KazMunayGas National Co. JSC	USD1,100,000	6.38%	24/10/2048	1,105,439	0.01%
Kazakhstan Government International Bond	USD500,000	6.50%	21/7/2045	598,750	0.01%
Kazakhstan Government International Bond	USD500,000	3.88%	14/10/2024	501,250	0.01%
KazMunayGas National Co. JSC	USD500,000	4.40%	30/4/2023	497,500	0.00%
KazMunayGas National Co. JSC	USD400,000	4.75%	19/4/2027	389,500	0.00%
Kazakhstan Government International Bond	USD350,000	4.88%	14/10/2044	348,250	0.00%
Kazakhstan Temir Zholy Finance BV	USD200,000	6.95%	10/7/2042	209,500	0.00%
KazMunayGas National Co. JSC	USD200,000	4.75%	24/4/2025	198,500	0.00%
				8,070,259	0.07%

クウェート 0.02% (2017: 0.02%)

Kuwait International Government Bond	USD1,300,000	3.50%	20/3/2027	1,295,723	0.01%
Kuwait International Government Bond	USD1,000,000	2.75%	20/3/2022	981,740	0.01%
Kuwait Projects Co. SPC Ltd.	USD200,000	5.00%	15/3/2023	196,094	0.00%
				2,473,557	0.02%

ラトビア 0.00% (2017: 0.00%)

Latvia Government International Bond	EUR100,000	2.88%	30/4/2024	128,616	0.00%
				128,616	0.00%

リトアニア 0.02% (2017: 0.02%)

Lithuania Government International Bond	EUR500,000	1.25%	22/10/2025	590,151	0.01%
Lithuania Government International Bond	USD500,000	6.13%	9/3/2021	528,895	0.01%
Lithuania Government International Bond	USD475,000	6.63%	1/2/2022	518,040	0.00%
Lithuania Government International Bond	EUR200,000	2.13%	29/10/2026	250,625	0.00%
Lithuania Government International Bond	USD125,000	6.13%	9/3/2021	132,321	0.00%
Lithuania Government International Bond	USD125,000	7.38%	11/2/2020	130,646	0.00%
				2,150,678	0.02%

ルクセンブルグ 0.06% (2017: 0.03%)

Logicor Financing Sarl	EUR1,500,000	2.25%	13/5/2025	1,674,537	0.01%
Aroundtown SA	EUR1,000,000	1.00%	7/1/2025	1,057,741	0.01%
Richemont International Holding SA	EUR750,000	2.00%	26/3/2038	840,325	0.01%
ArcelorMittal	EUR600,000	0.95%	17/1/2023	663,710	0.01%
NORD/LB Luxembourg SA Covered Bond Bank	EUR500,000	0.38%	15/6/2023	573,335	0.01%
Prologis International Funding II SA	EUR500,000	1.75%	15/3/2028	562,203	0.01%
ArcelorMittal	USD500,000	6.13%	1/6/2025	521,875	0.00%
SES GLOBAL Americas Holdings GP	USD325,000	5.30%	25/3/2044	280,114	0.00%
Luxembourg Government Bond	EUR100,000	3.38%	18/5/2020	120,468	0.00%
ArcelorMittal	USD75,000	5.13%	1/6/2020	76,247	0.00%
Luxembourg Government Bond	EUR50,000	2.13%	10/7/2023	63,174	0.00%
				6,433,729	0.06%

マレーシア 0.31% (2017: 0.32%)

Malaysia Government Bond	RM25,000,000	3.96%	15/9/2025	6,019,449	0.05%
Malaysia Government Bond	RM17,500,000	4.23%	30/6/2031	4,156,780	0.04%
Malaysia Government Bond	RM14,500,000	3.84%	15/4/2033	3,277,225	0.03%

Malaysia Government Bond	RM13,000,000	3.65%	31/10/2019	3,151,090	0.03%
Malaysia Government Bond	RM10,000,000	3.80%	17/8/2023	2,412,433	0.02%
Malaysia Government Bond	RM10,000,000	3.48%	15/3/2023	2,387,998	0.02%
Malaysia Government Bond	RM8,000,000	3.89%	31/7/2020	1,946,330	0.02%
Malaysia Government Bond	RM7,500,000	3.90%	30/11/2026	1,786,145	0.01%
Malaysia Government Bond	RM5,500,000	3.42%	15/8/2022	1,315,975	0.01%
Malaysia Government Bond	RM5,000,000	3.73%	15/6/2028	1,174,943	0.01%
Malaysia Government Bond	RM4,500,000	4.18%	15/7/2024	1,101,541	0.01%
Malaysia Government Bond	RM3,368,000	4.89%	8/6/2038	838,027	0.01%
Petronas Capital Ltd.	USD800,000	3.50%	18/3/2025	785,802	0.01%
Petronas Global Sukuk Ltd.	USD750,000	2.71%	18/3/2020	744,533	0.01%
Malaysia Government Bond	RM3,000,000	4.76%	7/4/2037	735,235	0.01%
Malaysia Government Bond	RM3,000,000	4.50%	15/4/2030	732,635	0.01%
Malaysia Sovereign Sukuk Bhd	USD700,000	4.24%	22/4/2045	712,831	0.01%

	元本	利率	償還日	公正価格 (米ドル)	純資産総額 比率
Malaysia Government Bond	RM1,604,000	4.94%	30/9/2043	389,945	0.00%
Petronas Capital Ltd.	USD300,000	4.50%	18/3/2045	300,531	0.00%
Malaysia Government Bond	RM1,000,000	5.25%	15/9/2028	260,622	0.00%
Malaysia Sukuk Global Bhd	USD250,000	3.18%	27/4/2026	242,850	0.00%
Malaysia Sovereign Sukuk Bhd	USD200,000	3.04%	22/4/2025	193,443	0.00%
Petroliam Nasional Bhd	USD150,000	7.63%	15/10/2026	186,916	0.00%
SSG Resources Ltd.	USD100,000	4.25%	4/10/2022	100,445	0.00%
				34,953,724	0.31%

メキシコ 0.73% (2017: 0.80%)

Mexican Bonos	MXN134,000,000	8.00%	11/6/2020	6,753,430	0.06%
Mexican Bonos	MXN121,000,000	6.50%	10/6/2021	5,864,341	0.05%
Mexican Bonos	MXN73,500,000	10.00%	5/12/2024	3,963,952	0.04%
Petroleos Mexicanos	USD3,466,000	6.50%	13/3/2027	3,275,162	0.03%
Mexican Bonos	MXN60,000,000	6.50%	9/6/2022	2,859,222	0.03%
Mexican Bonos	MXN57,500,000	7.75%	29/5/2031	2,694,307	0.03%
Mexico Government International Bond	USD2,700,000	4.15%	28/3/2027	2,612,650	0.02%
Mexican Bonos	MXN47,200,000	8.50%	18/11/2038	2,306,775	0.02%
Mexican Bonos	MXN50,000,000	7.75%	13/11/2042	2,241,777	0.02%
Petroleos Mexicanos	USD2,589,000	6.75%	21/9/2047	2,151,661	0.02%
Mexico Government International Bond	EUR1,730,000	1.38%	15/1/2025	1,915,773	0.02%
Mexican Bonos	MXN32,500,000	5.00%	11/12/2019	1,596,818	0.02%
Mexico Government International Bond	EUR1,400,000	1.75%	17/4/2028	1,504,385	0.01%
Mexican Bonos	MXN30,000,000	8.00%	7/11/2047	1,375,792	0.01%
Alpek SAB de CV	USD1,380,000	4.50%	20/11/2022	1,355,493	0.01%
Mexican Bonos	MXN22,500,000	10.00%	20/11/2036	1,257,384	0.01%
Mexico Government International Bond	EUR1,000,000	3.38%	23/2/2031	1,232,473	0.01%
Mexico Government International Bond	USD1,230,000	3.63%	15/3/2022	1,216,664	0.01%

Mexico Government International Bond	USD1,150,000	3.50%	21/1/2021	1,144,831	0.01%
Petroleos Mexicanos	EUR1,000,000	2.50%	21/8/2021	1,123,808	0.01%
Banco Nacional de Comercio Exterior SNC	USD1,150,000	4.38%	14/10/2025	1,100,147	0.01%
Mexican Bonos	MXN25,000,000	5.75%	5/3/2026	1,072,307	0.01%
Petroleos Mexicanos	USD1,050,000	5.50%	21/1/2021	1,049,180	0.01%
Mexico Government International Bond	USD1,150,000	4.75%	8/3/2044	1,044,775	0.01%
Mexico Government International Bond	USD1,000,000	5.55%	21/1/2045	1,013,676	0.01%
Mexican Bonos	MXN20,000,000	8.50%	31/5/2029	998,408	0.01%
Petroleos Mexicanos	EUR900,000	2.50%	24/11/2022	975,541	0.01%
America Movil SAB de CV	EUR800,000	3.00%	12/7/2021	975,272	0.01%
Petroleos Mexicanos	USD900,000	6.38%	4/2/2021	911,926	0.01%
Mexico Government International Bond	USD900,000	3.60%	30/1/2025	862,145	0.01%
Petroleos Mexicanos	USD965,000	5.35%	12/2/2028	842,707	0.01%
Mexico Government International Bond	USD775,000	6.05%	11/1/2040	821,500	0.01%
Mexico City Airport Trust	USD885,000	5.50%	31/7/2047	780,838	0.01%
Grupo Televisa SAB	USD800,000	5.00%	13/5/2045	701,281	0.01%
Mexico Government International Bond	USD800,000	4.35%	15/1/2047	688,472	0.01%
Petroleos Mexicanos	USD670,000	5.38%	13/3/2022	661,785	0.01%
Mexico Government International Bond	USD700,000	5.75%	12/10/2110	657,681	0.01%
Mexico Government International Bond	USD700,000	3.75%	11/1/2028	657,152	0.01%
Petroleos Mexicanos	USD674,000	4.63%	21/9/2023	636,152	0.01%
America Movil SAB de CV	USD625,000	5.00%	30/3/2020	636,032	0.01%
Mexichem SAB de CV	USD700,000	5.50%	15/1/2048	607,403	0.01%
Mexico Government International Bond	EUR500,000	2.38%	9/4/2021	598,730	0.01%
Alfa SAB de CV	USD600,000	5.25%	25/3/2024	596,250	0.01%
Petroleos Mexicanos	EUR500,000	3.13%	27/11/2020	580,079	0.01%
Petroleos Mexicanos	GBP400,000	8.25%	2/6/2022	560,002	0.01%
Mexico City Airport Trust	USD548,000	4.25%	31/10/2026	490,478	0.01%
Petroleos Mexicanos	USD590,000	6.35%	12/2/2048	473,413	0.01%
Grupo Bimbo SAB de CV	USD525,000	4.70%	10/11/2047	472,893	0.01%
Fomento Economico Mexicano SAB de CV	EUR400,000	1.75%	20/3/2023	466,405	0.01%
Mexico Government International Bond	USD500,000	4.60%	23/1/2046	445,981	0.00%
America Movil SAB de CV	USD375,000	6.13%	30/3/2040	445,107	0.00%
Mexican Bonos	MXN9,000,000	7.75%	23/11/2034	414,447	0.00%
America Movil SAB de CV	USD350,000	6.38%	1/3/2035	406,680	0.00%
Petroleos Mexicanos	USD500,000	6.38%	23/1/2045	403,261	0.00%
Comision Federal de Electricidad	USD400,000	4.88%	26/5/2021	402,000	0.00%
America Movil SAB de CV	USD400,000	3.13%	16/7/2022	391,947	0.00%
Comision Federal de Electricidad	USD400,000	4.75%	23/2/2027	377,342	0.00%

	元本	利率	償還日	公正価格 (米ドル)	純資産総額 比率
Mexican Bonos	MXN7,500,000	7.50%	3/6/2027	353,705	0.00%
BBVA Bancomer SA	USD350,000	4.38%	10/4/2024	346,044	0.00%
Grupo Bimbo SAB de CV	USD300,000	4.50%	25/1/2022	307,248	0.00%
Petroleos Mexicanos	USD390,000	5.63%	23/1/2046	295,975	0.00%
Grupo Bimbo SAB de CV	USD300,000	3.88%	27/6/2024	292,287	0.00%
America Movil SAB de CV	GBP200,000	4.38%	7/8/2041	287,846	0.00%
Infraestructura Energetica Nova SAB de CV	USD325,000	3.75%	14/1/2028	284,178	0.00%
Mexichem SAB de CV	USD300,000	5.88%	17/9/2044	272,250	0.00%
America Movil SAB de CV	USD275,000	4.38%	16/7/2042	264,212	0.00%
Petroleos Mexicanos	USD300,000	4.25%	15/1/2025	264,194	0.00%
BBVA Bancomer SA	USD250,000	6.75%	30/9/2022	263,057	0.00%
Petroleos Mexicanos	USD310,000	6.50%	2/6/2041	258,766	0.00%
Infraestructura Energetica Nova SAB de CV	USD325,000	4.88%	14/1/2048	256,400	0.00%
Mexican Bonos	MXN5,000,000	8.00%	7/12/2023	247,784	0.00%
Petroleos Mexicanos	USD250,000	4.88%	24/1/2022	243,746	0.00%
Mexico Government International Bond	GBP200,000	5.63%	19/3/2114	241,135	0.00%
Petroleos Mexicanos	EUR200,000	4.88%	21/2/2028	216,627	0.00%
Mexichem SAB de CV	USD200,000	4.88%	19/9/2022	202,000	0.00%
Mexichem SAB de CV	USD200,000	6.75%	19/9/2042	201,052	0.00%
Grupo Televisa SAB	USD200,000	4.63%	30/1/2026	198,080	0.00%
Grupo Bimbo SAB de CV	USD200,000	3.88%	27/6/2024	196,430	0.00%
Grupo Bimbo SAB de CV	USD200,000	3.88%	27/6/2024	194,524	0.00%
Comision Federal de Electricidad	USD200,000	6.13%	16/6/2045	191,750	0.00%
Banco Inbursa SA Institucion de Banca Multiple Grupo Financiero Inbursa	USD200,000	4.13%	6/6/2024	188,968	0.00%
Fermaca Enterprises S de RL de CV	USD180,357	6.38%	30/3/2038	180,357	0.00%
America Movil SAB de CV	USD150,000	6.13%	15/11/2037	174,458	0.00%
Grupo Televisa SAB	USD150,000	6.63%	18/3/2025	162,475	0.00%
Coca-Cola Femsa SAB de CV	USD150,000	5.25%	26/11/2043	161,774	0.00%
America Movil SAB de CV	GBP100,000	4.95%	22/7/2033	153,087	0.00%
Mexichem SAB de CV	USD150,000	4.88%	19/9/2022	151,500	0.00%
Coca-Cola Femsa SAB de CV	USD150,000	3.88%	26/11/2023	149,977	0.00%
Becle SAB de CV	USD150,000	3.75%	13/5/2025	141,927	0.00%
Mexico Government International Bond	EUR100,000	2.75%	22/4/2023	121,197	0.00%
Petroleos Mexicanos	EUR100,000	5.13%	15/3/2023	118,097	0.00%
Petroleos Mexicanos	EUR100,000	3.75%	16/4/2026	104,274	0.00%
Grupo Bimbo SAB de CV	USD100,000	4.50%	25/1/2022	101,850	0.00%
Mexico Government International Bond	EUR100,000	4.00%	15/3/2115	99,923	0.00%
Petroleos Mexicanos	USD100,000	3.50%	30/1/2023	91,050	0.00%
Petroleos Mexicanos	USD100,000	6.63%	15/6/2035	87,860	0.00%
America Movil SAB de CV	GBP50,000	5.75%	28/6/2030	80,210	0.00%
Petroleos Mexicanos	USD64,000	6.00%	5/3/2020	64,875	0.00%
Grupo Televisa SAB	USD50,000	8.50%	11/3/2032	61,605	0.00%
Petroleos Mexicanos	EUR50,000	5.50%	24/2/2025	59,134	0.00%
Mexico Government International Bond	USD50,000	6.75%	27/9/2034	57,199	0.00%
Grupo Televisa SAB	USD50,000	6.63%	15/1/2040	53,762	0.00%

82,110,942 0.73%

モロッコ 0.03% (2017: 0.02%)

Morocco Government International Bond	USD1,200,000	4.25%	11/12/2022	1,201,500	0.01%
OCP SA	USD650,000	4.50%	22/10/2025	622,375	0.01%
OCP SA	USD600,000	5.63%	25/4/2024	615,000	0.01%
OCP SA	USD500,000	5.63%	25/4/2024	512,500	0.00%
Morocco Government International Bond	USD500,000	5.50%	11/12/2042	510,000	0.00%
Morocco Government International Bond	EUR100,000	3.50%	19/6/2024	125,747	0.00%

3,587,122 0.03%

オランダ 1.85% (2017: 1.84%)

Netherlands Government Bond	EUR10,550,000	2.50%	15/1/2033	15,075,893	0.14%
Netherlands Government Bond	EUR7,200,000	3.50%	15/7/2020	8,763,756	0.08%
Netherlands Government Bond	EUR6,000,000	0.75%	15/7/2027	7,130,553	0.06%
Netherlands Government Bond	EUR6,000,000	0.25%	15/7/2025	6,959,335	0.06%
Netherlands Government Bond	EUR5,000,000	1.75%	15/7/2023	6,247,921	0.06%
Netherlands Government Bond	EUR3,370,000	3.75%	15/1/2042	6,229,356	0.06%
Netherlands Government Bond	EUR4,900,000	3.25%	15/7/2021	6,144,696	0.06%
Netherlands Government Bond	EUR5,000,000	0.50%	15/7/2026	5,867,640	0.05%
Netherlands Government Bond	EUR4,500,000	0.00%	15/1/2024	5,187,242	0.05%
Netherlands Government Bond	EUR3,000,000	2.75%	15/1/2047	4,987,847	0.05%
Netherlands Government Bond	EUR3,450,000	2.25%	15/7/2022	4,322,171	0.04%

元本	利率	償還日	公正価格 (米ドル)	純資産総額 比率
----	----	-----	---------------	-------------

Netherlands Government Bond	EUR2,450,000	5.50%	15/1/2028	4,111,817	0.04%
BNG Bank NV	AUD5,000,000	4.75%	6/3/2023	3,839,236	0.04%
Netherlands Government Bond	EUR2,600,000	2.00%	15/7/2024	3,320,180	0.03%
Nederlandse Waterschapsbank NV	EUR3,000,000	0.75%	4/10/2041	2,942,969	0.03%
Cooperatieve Rabobank UA	EUR2,350,000	3.75%	9/11/2020	2,852,634	0.03%
Cooperatieve Rabobank UA	EUR2,100,000	4.13%	14/9/2022	2,672,079	0.02%
Netherlands Government Bond	EUR1,450,000	4.00%	15/1/2037	2,569,891	0.02%
Netherlands Government Bond	EUR2,000,000	0.25%	15/1/2020	2,309,444	0.02%
BNG Bank NV	EUR2,000,000	0.50%	16/4/2025	2,302,931	0.02%
Cooperatieve Rabobank UA	CHF2,200,000	1.13%	8/4/2021	2,300,848	0.02%
BNG Bank NV	EUR2,000,000	1.50%	15/7/2039	2,296,360	0.02%
ABN AMRO Bank NV	EUR1,900,000	0.25%	3/12/2021	2,171,616	0.02%
BNG Bank NV	USD2,050,000	2.50%	16/2/2021	2,044,131	0.02%
Shell International Finance BV	USD2,000,000	2.25%	6/1/2023	1,926,290	0.02%
ING Groep NV	EUR1,700,000	1.13%	14/2/2025	1,903,199	0.02%
TenneT Holding BV	EUR1,600,000	2.00%	5/6/2034	1,881,391	0.02%
ABN AMRO Bank NV	EUR1,600,000	1.45%	12/4/2038	1,819,170	0.02%
Netherlands Government Bond	EUR1,450,000	1.75%	15/7/2023	1,811,897	0.02%
BNG Bank NV	EUR1,500,000	0.13%	3/11/2020	1,730,219	0.02%
Unilever NV	EUR1,500,000	1.38%	4/9/2030	1,676,139	0.02%
Nederlandse Waterschapsbank NV	EUR1,400,000	0.50%	27/10/2022	1,635,398	0.02%
Nederlandse Waterschapsbank NV	USD1,489,000	1.88%	14/4/2022	1,448,916	0.01%
BNG Bank NV	EUR1,150,000	3.75%	14/1/2020	1,371,267	0.01%
Aegon Bank NV	EUR1,200,000	0.38%	21/11/2024	1,365,396	0.01%
Shell International Finance BV	USD1,350,000	4.00%	10/5/2046	1,310,378	0.01%
Cooperatieve Rabobank UA	GBP1,000,000	2.25%	23/3/2022	1,292,686	0.01%

BNG Bank NV	GBP1,000,000	1.13%	24/5/2021	1,270,839	0.01%
ABN AMRO Bank NV	GBP1,000,000	1.38%	7/6/2022	1,249,389	0.01%
JT International Financial Services BV	GBP1,000,000	2.75%	28/9/2033	1,244,824	0.01%
NN Group NV	EUR1,084,000	0.25%	1/6/2020	1,239,987	0.01%
Aegon NV	GBP700,000	6.13%	15/12/2031	1,208,602	0.01%
NN Group NV^	EUR1,000,000	4.63%	13/1/2048	1,163,155	0.01%
Netherlands Government Bond	EUR1,000,000	0.00%	15/1/2022	1,160,256	0.01%
ABN AMRO Bank NV	EUR1,000,000	0.75%	9/6/2020	1,154,482	0.01%
BNG Bank NV	EUR1,000,000	0.50%	26/11/2025	1,145,013	0.01%
ABN AMRO Bank NV	USD1,075,000	4.75%	28/7/2025	1,074,005	0.01%
Cooperatieve Rabobank UA	EUR900,000	4.13%	14/1/2020	1,073,807	0.01%
BNG Bank NV	CHF1,000,000	2.25%	14/10/2020	1,066,646	0.01%
BNG Bank NV	USD1,025,000	3.13%	8/11/2021	1,036,865	0.01%
LeasePlan Corp. NV	EUR900,000	1.00%	2/5/2023	979,566	0.01%
ING Groep NV^	EUR900,000	1.63%	26/9/2029	977,690	0.01%
Cooperatieve Rabobank UA^	USD1,000,000	4.00%	10/4/2029	963,290	0.01%
ING Bank NV	EUR800,000	0.38%	26/11/2021	919,311	0.01%
TenneT Holding BV	EUR800,000	1.38%	5/6/2028	916,720	0.01%
Cooperatieve Rabobank UA	EUR800,000	0.75%	29/8/2023	912,308	0.01%
Cooperatieve Rabobank UA	USD900,000	2.50%	19/1/2021	885,013	0.01%
Cooperatieve Rabobank UA	USD900,000	3.38%	21/5/2025	877,676	0.01%
Shell International Finance BV	EUR700,000	1.88%	15/9/2025	850,218	0.01%
ING Groep NV	EUR700,000	2.50%	15/11/2030	823,633	0.01%
ING Groep NV	USD800,000	4.63%	6/1/2026	805,554	0.01%
NIBC Bank NV	EUR700,000	1.00%	11/9/2028	794,063	0.01%
Koninklijke Philips NV	EUR700,000	1.38%	2/5/2028	778,767	0.01%
NXP BV/NXP Funding LLC	USD800,000	3.88%	1/9/2022	777,531	0.01%
BNG Bank NV	USD800,000	2.38%	16/3/2026	771,543	0.01%
ING Bank NV	EUR600,000	3.38%	10/1/2022	757,058	0.01%
ING Bank NV	EUR600,000	3.63%	31/8/2021	754,172	0.01%
Cooperatieve Rabobank UA	USD750,000	3.88%	26/9/2023	753,420	0.01%
ASML Holding NV	EUR650,000	1.63%	28/5/2027	753,410	0.01%
Daimler International Finance BV	GBP600,000	2.00%	4/9/2023	751,071	0.01%
Shell International Finance BV	USD800,000	3.75%	12/9/2046	743,735	0.01%
Cooperatieve Rabobank UA	USD750,000	2.75%	10/1/2023	725,578	0.01%
Cooperatieve Rabobank UA	USD750,000	3.75%	21/7/2026	703,501	0.01%
Shell International Finance BV	USD725,000	2.38%	21/8/2022	703,465	0.01%
Unilever Capital Corp.	USD650,000	3.00%	7/3/2022	646,491	0.01%
Unilever plc	GBP500,000	1.13%	3/2/2022	629,376	0.01%
Enexis Holding NV	EUR500,000	3.38%	26/1/2022	627,799	0.01%
BNG Bank NV	USD600,000	3.00%	20/9/2023	605,837	0.01%
Unilever Capital Corp.	USD600,000	3.25%	7/3/2024	599,254	0.01%

	元本	利率	償還日	公正価格 (米ドル)	純資産総額 比率
Akzo Nobel NV	EUR500,000	1.75%	7/11/2024	594,113	0.01%
ABN AMRO Bank NV^	USD600,000	4.40%	27/3/2028	587,202	0.01%
Nederlandse Waterschapsbank NV	EUR500,000	0.50%	19/1/2023	584,230	0.01%
Van Lanschot NV	EUR500,000	0.88%	15/2/2027	574,705	0.01%

Nederlandse Gasunie NV	EUR500,000	1.00%	11/5/2026	573,429	0.01%
ING Groep NV	EUR500,000	1.00%	20/9/2023	568,231	0.01%
Aegon Bank NV	EUR500,000	0.75%	27/6/2027	566,328	0.01%
Unilever NV	EUR500,000	1.63%	12/2/2033	564,284	0.01%
ABN AMRO Bank NV	EUR500,000	1.00%	13/4/2031	561,261	0.01%
Cooperatieve Rabobank UA	USD500,000	5.25%	24/5/2041	549,489	0.01%
Cooperatieve Rabobank UA	USD550,000	2.25%	14/1/2020	545,291	0.01%
TenneT Holding BV	EUR500,000	1.25%	24/10/2033	540,374	0.01%
EXOR NV	EUR500,000	1.75%	18/1/2028	540,264	0.01%
ING Bank NV	USD500,000	5.80%	25/9/2023	522,866	0.01%
ING Groep NV	USD500,000	4.10%	2/10/2023	499,808	0.01%
ABN AMRO Bank NV	USD500,000	3.40%	27/8/2021	499,620	0.01%
Cooperatieve Rabobank UA	USD500,000	2.75%	10/1/2022	490,214	0.01%
ABN AMRO Bank NV^	EUR400,000	2.88%	18/1/2028	476,849	0.01%
Cooperatieve Rabobank UA	EUR400,000	1.25%	23/3/2026	468,778	0.00%
Netherlands Government Bond	EUR350,000	3.75%	15/1/2023	467,439	0.00%
Shell International Finance BV	USD500,000	2.50%	12/9/2026	464,728	0.00%
NN Group NV	EUR400,000	1.00%	18/3/2022	462,458	0.00%
Cooperatieve Rabobank UA	EUR400,000	0.13%	11/10/2021	457,290	0.00%
Stedin Holding NV	EUR400,000	1.38%	19/9/2028	453,853	0.00%
TenneT Holding BV	EUR400,000	1.00%	13/6/2026	453,533	0.00%
NXP BV/NXP Funding LLC	USD450,000	4.88%	1/3/2024	451,125	0.00%
Heineken NV	EUR400,000	1.50%	3/10/2029	449,366	0.00%
Koninklijke Ahold Delhaize NV	EUR400,000	1.13%	19/3/2026	448,778	0.00%
Koninklijke DSM NV	EUR400,000	0.75%	28/9/2026	441,038	0.00%
Koninklijke KPN NV	EUR400,000	0.63%	9/4/2025	438,884	0.00%
Shell International Finance BV	USD425,000	4.38%	25/3/2020	432,543	0.00%
Shell International Finance BV	USD330,000	6.38%	15/12/2038	418,979	0.00%
Shell International Finance BV	USD400,000	4.55%	12/8/2043	416,265	0.00%
Shell International Finance BV	USD400,000	4.13%	11/5/2035	401,126	0.00%
ING Groep NV	USD400,000	4.55%	2/10/2028	394,219	0.00%
ING Bank NV	USD400,000	2.75%	22/3/2021	393,895	0.00%
Unilever Capital Corp.	USD400,000	2.60%	5/5/2024	384,000	0.00%
Shell International Finance BV	USD400,000	2.88%	10/5/2026	383,227	0.00%
BNG Bank NV	EUR300,000	2.25%	17/7/2023	377,786	0.00%
BNG Bank NV	EUR300,000	1.00%	12/1/2026	354,991	0.00%
Heineken NV	USD350,000	3.40%	1/4/2022	350,545	0.00%
BNG Bank NV	EUR300,000	0.38%	14/1/2022	348,644	0.00%
Nederlandse Gasunie NV	EUR300,000	1.38%	16/10/2028	345,679	0.00%
Van Lanschot NV	EUR300,000	0.38%	31/3/2023	345,431	0.00%
ABN AMRO Bank NV	USD350,000	2.45%	4/6/2020	345,044	0.00%
Heineken NV	EUR300,000	1.38%	29/1/2027	344,510	0.00%
BNG Bank NV	EUR300,000	0.25%	7/5/2025	340,235	0.00%
Stedin Holding NV	EUR300,000	0.88%	24/10/2025	338,975	0.00%
Nederlandse Waterschapsbank NV	EUR300,000	1.25%	27/5/2036	338,920	0.00%
Nederlandse Waterschapsbank NV	EUR250,000	3.88%	17/2/2020	299,448	0.00%
ELM BV for Helvetia Schweizerische Versicherungsgesellschaft AG^	EUR267,000	3.38%	29/9/2047	297,722	0.00%
BNG Bank NV	USD300,000	2.38%	1/2/2022	297,155	0.00%
Shell International Finance BV	USD250,000	5.50%	25/3/2040	289,531	0.00%

UPP Bond 1 Issuer plc	GBP188,317	4.90%	28/2/2040	288,071	0.00%
Cooperatieve Rabobank UA	USD250,000	5.75%	1/12/2043	273,478	0.00%
Cooperatieve Rabobank UA	GBP200,000	4.63%	23/5/2029	273,014	0.00%
Heineken NV	USD275,000	4.35%	29/3/2047	259,165	0.00%
Cooperatieve Rabobank UA	USD250,000	4.75%	15/1/2020	254,852	0.00%
ABN AMRO Bank NV	EUR200,000	2.38%	23/1/2024	253,356	0.00%
Cooperatieve Rabobank UA	USD250,000	3.95%	9/11/2022	248,686	0.00%
ING Bank NV	USD250,000	2.63%	5/12/2022	246,481	0.00%
Unilever Capital Corp.	USD250,000	2.10%	30/7/2020	246,149	0.00%
Cooperatieve Rabobank UA	USD250,000	4.38%	4/8/2025	245,351	0.00%
NN Group NV^	EUR200,000	4.63%	8/4/2044	240,047	0.00%
TenneT Holding BV	EUR200,000	2.13%	1/11/2020	237,502	0.00%
EXOR NV	EUR200,000	2.50%	8/10/2024	237,264	0.00%
ABN AMRO Bank NV^	EUR200,000	2.88%	30/6/2025	234,965	0.00%

	元本	利率	償還日	公正価格 (米ドル)	純資産総額 比率
TenneT Holding BV	EUR200,000	0.88%	4/6/2021	232,880	0.00%
Achmea Bank NV	EUR200,000	1.13%	25/4/2022	232,401	0.00%
Royal Schiphol Group NV	EUR200,000	1.50%	5/11/2030	231,410	0.00%
Nederlandse Waterschapsbank NV	EUR200,000	0.05%	10/2/2021	230,450	0.00%
PostNL NV	EUR200,000	1.00%	21/11/2024	221,890	0.00%
Alliander NV^	EUR200,000	1.63%	30/6/2025	221,245	0.00%
Nederlandse Waterschapsbank NV	USD200,000	3.00%	21/12/2021	201,812	0.00%
Cooperatieve Rabobank UA	USD200,000	2.25%	2/12/2019	198,496	0.00%
ING Bank NV	USD200,000	2.70%	17/8/2020	198,022	0.00%
Unilever Capital Corp.	USD200,000	3.50%	22/3/2028	196,953	0.00%
ING Groep NV	USD200,000	3.15%	29/3/2022	196,139	0.00%
Shell International Finance BV	USD200,000	1.88%	10/5/2021	194,705	0.00%
Heineken NV	USD200,000	3.50%	29/1/2028	192,805	0.00%
Cooperatieve Rabobank UA	EUR150,000	4.00%	11/1/2022	190,947	0.00%
ING Groep NV	USD200,000	3.95%	29/3/2027	190,418	0.00%
Shell International Finance BV	USD200,000	3.63%	21/8/2042	180,889	0.00%
Unilever Capital Corp.	USD175,000	3.10%	30/7/2025	170,455	0.00%
Koninklijke KPN NV	GBP100,000	5.75%	17/9/2029	154,150	0.00%
Netherlands Government Bond	EUR100,000	7.50%	15/1/2023	150,896	0.00%
Shell International Finance BV	USD150,000	2.13%	11/5/2020	148,483	0.00%
Koninklijke KPN NV	GBP100,000	5.00%	18/11/2026	144,193	0.00%
Nederlandse Waterschapsbank NV	EUR100,000	3.25%	9/3/2027	138,455	0.00%
ABN AMRO Bank NV	EUR100,000	7.13%	6/7/2022	136,632	0.00%
TenneT Holding BV	EUR100,000	4.63%	21/2/2023	133,314	0.00%
ABN AMRO Bank NV	GBP100,000	2.38%	7/12/2021	129,446	0.00%
ABN AMRO Bank NV	EUR100,000	6.38%	27/4/2021	129,257	0.00%
ABN AMRO Bank NV	EUR100,000	4.13%	28/3/2022	128,064	0.00%
Heineken NV	EUR100,000	2.88%	4/8/2025	126,895	0.00%
NXP BV/NXP Funding LLC	USD125,000	5.35%	1/3/2026	126,875	0.00%
ABN AMRO Bank NV	EUR100,000	2.50%	5/9/2023	126,743	0.00%
ABN AMRO Bank NV	EUR100,000	3.50%	18/1/2022	126,715	0.00%
Shell International Finance BV	EUR100,000	2.50%	24/3/2026	126,233	0.00%
Nederlandse Gasunie NV	EUR100,000	3.63%	13/10/2021	125,709	0.00%

Royal Schiphol Group NV	EUR100,000	4.43%	28/4/2021	125,427	0.00%
Cooperatieve Rabobank UA	EUR100,000	2.38%	22/5/2023	123,845	0.00%
Wolters Kluwer NV	EUR100,000	2.50%	13/5/2024	123,601	0.00%
Alliander NV	EUR100,000	2.25%	14/11/2022	123,062	0.00%
ING Bank NV^	EUR100,000	3.63%	25/2/2026	120,733	0.00%
ASR Nederland NV^	EUR100,000	5.13%	29/9/2045	120,728	0.00%
ING Groep NV^	EUR100,000	3.00%	11/4/2028	118,504	0.00%
ING Bank NV	EUR100,000	2.00%	28/8/2020	118,486	0.00%
Shell International Finance BV	EUR100,000	1.63%	24/3/2021	118,338	0.00%
Heineken NV	EUR100,000	1.50%	7/12/2024	117,827	0.00%
Shell International Finance BV	EUR100,000	1.00%	6/4/2022	117,022	0.00%
ING Bank NV	EUR100,000	0.75%	24/11/2020	115,733	0.00%
de Volksbank NV	EUR100,000	1.00%	8/3/2028	115,628	0.00%
ABN AMRO Bank NV	EUR100,000	1.00%	16/4/2025	115,556	0.00%
ING Bank NV	EUR100,000	0.70%	16/4/2020	115,257	0.00%
Van Lanschot NV	EUR100,000	0.28%	28/4/2022	115,161	0.00%
JAB Holdings BV	EUR100,000	1.63%	30/4/2025	114,766	0.00%
LeasePlan Corp. NV	EUR100,000	1.00%	8/4/2020	114,464	0.00%
Cooperatieve Rabobank UA	EUR100,000	0.25%	31/5/2024	114,057	0.00%
Enexis Holding NV	EUR100,000	0.88%	28/4/2026	113,121	0.00%
Shell International Finance BV	USD100,000	4.38%	11/5/2045	103,079	0.00%
Cooperatieve Rabobank UA	USD100,000	3.88%	8/2/2022	101,066	0.00%
BNG Bank NV	USD100,000	2.63%	28/4/2021	99,989	0.00%
Unilever Capital Corp.	USD100,000	2.00%	28/7/2026	89,628	0.00%
BNG Bank NV	EUR50,000	3.88%	26/5/2023	66,920	0.00%
TenneT Holding BV	EUR50,000	4.50%	9/2/2022	64,584	0.00%
Cooperatieve Rabobank UA	EUR50,000	4.38%	7/6/2021	63,039	0.00%
BNG Bank NV	EUR50,000	2.25%	30/8/2022	62,070	0.00%
ING Bank NV	EUR50,000	4.00%	17/1/2020	59,682	0.00%
BNG Bank NV	EUR50,000	1.50%	15/4/2020	58,532	0.00%
Cooperatieve Rabobank UA	USD50,000	4.50%	11/1/2021	51,106	0.00%
				207,585,879	1.85%

	元本	利率	償還日	公正価格 (米ドル)	純資産総額 比率
ニュージーランド 0.16% (2017: 0.15%)					
ANZ New Zealand Int'l Ltd.	EUR3,200,000	0.63%	27/1/2022	3,710,142	0.03%
New Zealand Government Bond	NZD3,000,000	2.75%	15/4/2025	2,094,767	0.02%
New Zealand Government Bond	NZD2,500,000	4.50%	15/4/2027	1,966,133	0.02%
New Zealand Government Bond	NZD2,000,000	5.00%	15/3/2019	1,349,892	0.01%
New Zealand Government Bond	NZD1,800,000	6.00%	15/5/2021	1,326,469	0.01%
BNZ International Funding Ltd.	EUR1,000,000	0.13%	17/6/2021	1,144,915	0.01%
ANZ New Zealand Int'l Ltd.	USD900,000	2.88%	25/1/2022	880,780	0.01%
ANZ New Zealand Int'l Ltd.	EUR737,000	0.40%	1/3/2022	838,132	0.01%
New Zealand Government Bond	NZD1,000,000	3.50%	14/4/2033	747,630	0.01%
BNZ International Funding Ltd.	EUR625,000	0.50%	13/5/2023	704,052	0.01%
New Zealand Government Bond	NZD1,000,000	3.00%	15/4/2020	681,295	0.01%
BNZ International Funding Ltd.	USD500,000	3.38%	1/3/2023	492,863	0.01%
BNZ International Funding Ltd.	USD500,000	2.65%	3/11/2022	482,115	0.00%
ANZ New Zealand Int'l Ltd.	USD300,000	2.13%	28/7/2021	289,951	0.00%

BNZ International Funding Ltd.	USD250,000	2.40%	21/2/2020	248,281	0.00%
BNZ International Funding Ltd.	USD250,000	2.10%	14/9/2021	240,949	0.00%
ANZ New Zealand Int'l Ltd.	USD200,000	2.75%	3/2/2021	197,170	0.00%
ANZ New Zealand Int'l Ltd.	USD200,000	2.20%	17/7/2020	196,665	0.00%
ANZ New Zealand Int'l Ltd.	USD200,000	3.45%	17/7/2027	190,489	0.00%
ANZ New Zealand Int'l Ltd.	USD100,000	2.85%	6/8/2020	99,245	0.00%
				17,881,935	0.16%
ナイジェリア 0.00% (2017: 0.00%)					
Africa Finance Corp.	USD200,000	3.88%	13/4/2024	189,250	0.00%
				189,250	0.00%
ノルウェー 0.47% (2017: 0.49%)					
SpareBank 1 Boligkreditt A.S.	EUR3,800,000	1.50%	20/1/2020	4,420,133	0.04%
Norway Government Bond	NOK(kr)37,000,000	2.00%	26/4/2028	4,357,541	0.04%
Kommunalbanken A.S.	AUD3,000,000	4.25%	16/7/2025	2,299,374	0.02%
Norway Government Bond	NOK(kr)18,000,000	3.00%	14/3/2024	2,237,923	0.02%
Eika Boligkreditt A.S.	EUR1,900,000	0.50%	28/8/2025	2,155,765	0.02%
Kommunalbanken A.S.	AUD2,800,000	4.50%	18/7/2022	2,111,638	0.02%
Norway Government Bond	NOK(kr)15,000,000	3.75%	25/5/2021	1,838,300	0.02%
Equinor A.S.A	USD1,855,000	2.65%	15/1/2024	1,793,811	0.02%
Equinor A.S.A	USD1,400,000	7.25%	23/9/2027	1,756,098	0.02%
DNB Boligkreditt A.S.	EUR1,200,000	0.05%	11/1/2022	1,372,209	0.01%
DNB Boligkreditt A.S.	EUR1,000,000	3.88%	16/6/2021	1,253,015	0.01%
Equinor A.S.A	EUR1,000,000	1.25%	17/2/2027	1,156,701	0.01%
Kommunalbanken A.S.	EUR1,000,000	0.63%	20/4/2026	1,153,553	0.01%
SR-Boligkreditt A.S.	EUR1,000,000	0.75%	17/10/2025	1,152,558	0.01%
Statnett SF	EUR1,000,000	0.88%	8/3/2025	1,150,444	0.01%
Norway Government Bond	NOK(kr)10,000,000	1.50%	19/2/2026	1,144,352	0.01%
SpareBank 1 Boligkreditt A.S.	EUR1,000,000	0.50%	30/1/2025	1,142,807	0.01%
Equinor A.S.A	EUR1,000,000	1.63%	9/11/2036	1,121,378	0.01%
DNB Boligkreditt A.S.	NOK(kr)9,000,000	5.00%	25/5/2021	1,120,859	0.01%
DNB Bank A.S.A^	EUR950,000	1.25%	1/3/2027	1,083,635	0.01%
Kommunalbanken A.S.	USD1,030,000	3.13%	18/10/2021	1,043,082	0.01%
Santander Consumer Bank A.S.	EUR900,000	0.38%	17/2/2020	1,030,874	0.01%
Norway Government Bond	NOK(kr)8,000,000	2.00%	24/5/2023	948,287	0.01%
Eika Boligkreditt A.S.	EUR800,000	0.38%	20/4/2023	919,628	0.01%
SpareBank 1 SMN	EUR800,000	0.75%	3/7/2023	911,989	0.01%
SpareBank 1 SR-Bank A.S.A	EUR800,000	0.38%	10/2/2022	911,857	0.01%
Kommunalbanken A.S.	USD850,000	2.50%	11/1/2023	843,629	0.01%
Sparebanken Soer Boligkreditt A.S.	EUR700,000	0.38%	20/2/2023	804,206	0.01%
Equinor A.S.A	USD700,000	5.10%	17/8/2040	780,310	0.01%
Norway Government Bond	NOK(kr)6,000,000	1.75%	17/2/2027	695,501	0.01%
Kommunalbanken A.S.	USD500,000	2.50%	17/4/2020	499,109	0.01%
DNB Bank A.S.A	USD500,000	2.38%	2/6/2021	488,109	0.01%
Sparebank 1 Oestlandet	EUR400,000	0.88%	13/3/2023	456,880	0.01%
Kommunalbanken A.S.	USD450,000	1.50%	31/8/2021	436,533	0.01%
Yara International A.S.A	USD400,000	4.75%	1/6/2028	394,732	0.00%
Sparebanken Vest Boligkreditt A.S.	EUR300,000	0.13%	15/3/2023	341,765	0.00%
Equinor A.S.A	EUR300,000	1.63%	17/2/2035	337,934	0.00%
DNB Boligkreditt A.S.	USD300,000	2.50%	28/3/2022	295,693	0.00%
Equinor A.S.A	EUR200,000	2.88%	10/9/2025	258,653	0.00%

	元本	利率	償還日	公正価格 (米ドル)	純資産総額 比率
Kommunalbanken A.S.	USD250,000	2.25%	25/1/2022	247,020	0.00%
Equinor A.S.A	EUR200,000	0.88%	17/2/2023	233,179	0.00%
DNB Boligkreditt A.S.	EUR200,000	0.38%	20/10/2020	230,745	0.00%
SpareBank 1 Boligkreditt A.S.	EUR200,000	0.38%	9/3/2023	230,152	0.00%
Sparebanken Vest Boligkreditt A.S.	EUR200,000	0.25%	29/4/2022	229,819	0.00%
Sparebanken Vest Boligkreditt A.S.	EUR200,000	0.13%	2/3/2021	229,597	0.00%
Kommunalbanken A.S.	USD200,000	1.63%	15/1/2020	197,964	0.00%
DNB Bank A.S.A	USD200,000	2.13%	2/10/2020	196,038	0.00%
Kommunalbanken A.S.	USD200,000	2.13%	11/2/2025	192,076	0.00%
Equinor A.S.A	GBP100,000	6.88%	11/3/2031	187,269	0.00%
Equinor A.S.A	GBP100,000	4.25%	10/4/2041	157,961	0.00%
Kommunalbanken A.S.	GBP100,000	0.88%	8/12/2020	126,737	0.00%
Telenor A.S.A	EUR100,000	2.50%	22/5/2025	124,647	0.00%
SpareBank 1 Boligkreditt A.S.	EUR100,000	4.00%	3/2/2021	124,060	0.00%
Statkraft A.S.	EUR100,000	2.50%	28/11/2022	123,510	0.00%
DNB Boligkreditt A.S.	EUR100,000	1.88%	21/11/2022	121,889	0.00%
Statkraft A.S.	EUR100,000	1.50%	21/9/2023	118,940	0.00%
Equinor A.S.A	EUR100,000	2.00%	10/9/2020	118,279	0.00%
Eika Boligkreditt A.S.	EUR100,000	1.50%	12/3/2021	118,252	0.00%
SpareBank 1 Boligkreditt A.S.	EUR100,000	0.75%	5/9/2022	116,907	0.00%
Sparebanken Soer Boligkreditt A.S.	EUR100,000	0.25%	22/3/2021	115,027	0.00%
Statkraft A.S.	EUR100,000	1.50%	26/3/2030	114,969	0.00%
Equinor A.S.A	USD100,000	3.70%	1/3/2024	101,606	0.00%
Equinor A.S.A	USD100,000	2.90%	8/11/2020	99,926	0.00%
Equinor A.S.A	USD100,000	3.15%	23/1/2022	99,774	0.00%
Equinor A.S.A	USD100,000	3.63%	10/9/2028	99,745	0.00%
DNB Boligkreditt A.S.	USD100,000	2.00%	28/5/2020	98,920	0.00%
Equinor A.S.A	EUR50,000	5.63%	11/3/2021	64,094	0.00%
Telenor A.S.A	EUR50,000	4.13%	26/3/2020	60,124	0.00%
				52,500,091	0.47%
オマーン 0.02% (2017: 0.02%)					
Oman Government International Bond	USD1,000,000	5.63%	17/1/2028	882,303	0.01%
Oman Government International Bond	USD550,000	6.75%	17/1/2048	456,482	0.01%
Oman Government International Bond	USD500,000	4.75%	15/6/2026	431,879	0.00%
Oman Government International Bond	USD400,000	5.38%	8/3/2027	350,252	0.00%
Oman Government International Bond	USD400,000	6.50%	8/3/2047	323,124	0.00%
Oman Government International Bond	USD300,000	4.75%	15/6/2026	259,125	0.00%
				2,703,165	0.02%
パナマ 0.08% (2017: 0.08%)					
Panama Government International Bond	USD2,400,000	3.75%	16/3/2025	2,378,402	0.02%
Aeropuerto Internacional de Tocumen SA	USD1,800,000	5.63%	18/5/2036	1,831,118	0.02%
Panama Government International Bond	USD925,000	5.20%	30/1/2020	941,648	0.01%
Panama Government International Bond	USD500,000	9.38%	1/4/2029	691,193	0.01%
Panama Government International Bond	USD650,000	4.00%	22/9/2024	655,534	0.01%
Global Bank Corp.	USD500,000	4.50%	20/10/2021	484,660	0.01%
Panama Government International Bond	USD500,000	4.30%	29/4/2053	466,236	0.00%
Panama Government International Bond	USD300,000	6.70%	26/1/2036	365,698	0.00%

Panama Government International Bond	USD245,000	8.88%	30/9/2027	325,486	0.00%
Panama Government International Bond	USD275,000	7.13%	29/1/2026	322,994	0.00%
Panama Government International Bond	USD200,000	4.50%	16/4/2050	190,799	0.00%
Panama Government International Bond	USD125,000	5.20%	30/1/2020	127,250	0.00%
Panama Government International Bond	USD110,000	3.88%	17/3/2028	108,295	0.00%
				8,889,313	0.08%

ペルー- 0.05% (2017: 0.04%)

Peruvian Government International Bond	USD1,800,000	5.63%	18/11/2050	2,120,116	0.02%
Kallpa Generacion SA	USD1,075,000	4.13%	16/8/2027	1,002,865	0.01%
Corp. Financiera de Desarrollo SA	USD600,000	4.75%	15/7/2025	598,440	0.01%
Peruvian Government International Bond	USD363,000	8.75%	21/11/2033	538,889	0.01%
Petroleos del Peru SA	USD500,000	5.63%	19/6/2047	490,537	0.00%
Peruvian Government International Bond	EUR300,000	2.75%	30/1/2026	371,752	0.00%
Peruvian Government International Bond	EUR200,000	3.75%	1/3/2030	268,640	0.00%
BBVA Banco Continental SA^	USD200,000	5.25%	22/9/2029	200,437	0.00%
Banco de Credito del Peru^	USD150,000	6.13%	24/4/2027	157,361	0.00%
Peruvian Government International Bond	USD100,000	6.55%	14/3/2037	126,552	0.00%
Consortio Transmantaro SA	USD100,000	4.38%	7/5/2023	98,500	0.00%
				5,974,089	0.05%

	元本	利率	償還日	公正価格 (米ドル)	純資産総額 比率
--	----	----	-----	---------------	-------------

フィリピン 0.03% (2017: 0.04%)

Philippine Government International Bond	USD1,000,000	4.20%	21/1/2024	1,029,896	0.01%
Philippine Government International Bond	USD450,000	5.50%	30/3/2026	499,500	0.01%
Philippine Government International Bond	USD500,000	3.95%	20/1/2040	488,736	0.01%
Philippine Government International Bond	USD325,000	7.75%	14/1/2031	437,938	0.00%
Philippine Government International Bond	USD200,000	6.50%	20/1/2020	207,098	0.00%
Philippine Government International Bond	USD100,000	9.50%	2/2/2030	147,750	0.00%
Philippine Government International Bond	USD100,000	10.63%	16/3/2025	138,000	0.00%
Philippine Government International Bond	USD125,000	4.00%	15/1/2021	126,217	0.00%
Philippine Government International Bond	USD100,000	6.38%	23/10/2034	125,500	0.00%
				3,200,635	0.03%

ポーランド 0.34% (2017: 0.39%)

Republic of Poland Government Bond	PLZ21,000,000	2.25%	25/4/2022	5,657,576	0.05%
Republic of Poland Government Bond	PLZ20,000,000	1.75%	25/7/2021	5,334,931	0.05%
Republic of Poland Government Bond	PLZ14,000,000	3.25%	25/7/2025	3,898,423	0.04%
Republic of Poland Government Bond	PLZ10,500,000	2.50%	25/7/2027	2,746,359	0.03%
Republic of Poland Government International Bond	EUR2,000,000	1.13%	7/8/2026	2,327,453	0.02%
Republic of Poland Government Bond	PLZ8,000,000	2.50%	25/7/2026	2,107,141	0.02%
Republic of Poland Government International Bond	EUR1,600,000	4.20%	15/4/2020	1,933,186	0.02%
Republic of Poland Government International Bond	EUR1,500,000	0.50%	20/12/2021	1,735,696	0.02%
Republic of Poland Government Bond	PLZ6,000,000	1.50%	25/4/2020	1,601,955	0.01%
Republic of Poland Government Bond	PLZ5,500,000	4.00%	25/10/2023	1,586,424	0.01%
Republic of Poland Government International Bond	USD1,500,000	5.13%	21/4/2021	1,565,625	0.01%
Republic of Poland Government Bond	PLZ5,000,000	2.50%	25/1/2023	1,355,028	0.01%

Republic of Poland Government Bond	PLZ5,000,000	2.75%	25/4/2028	1,322,952	0.01%
Republic of Poland Government International Bond	EUR1,000,000	2.38%	18/1/2036	1,230,404	0.01%
Republic of Poland Government Bond	PLZ3,500,000	5.75%	23/9/2022	1,057,933	0.01%
Republic of Poland Government International Bond	USD650,000	5.00%	23/3/2022	685,157	0.01%
Republic of Poland Government International Bond	EUR500,000	4.50%	18/1/2022	650,036	0.01%
Republic of Poland Government International Bond	EUR300,000	3.00%	15/1/2024	386,797	0.00%
ORLEN Capital AB	EUR300,000	2.50%	7/6/2023	361,462	0.00%
Republic of Poland Government International Bond	USD300,000	3.25%	6/4/2026	294,728	0.00%
Republic of Poland Government International Bond	EUR100,000	3.38%	9/7/2024	132,086	0.00%
Republic of Poland Government International Bond	EUR100,000	4.00%	23/3/2021	124,620	0.00%
Republic of Poland Government International Bond	EUR100,000	0.88%	10/5/2027	112,640	0.00%
Republic of Poland Government International Bond	USD100,000	3.00%	17/3/2023	98,750	0.00%
Republic of Poland Government International Bond	EUR50,000	3.75%	19/1/2023	65,336	0.00%
				38,372,698	0.34%
ポルトガル 0.50% (2017: 0.38%)					
Portugal Obrigacoes do Tesouro OT	EUR8,000,000	2.25%	18/4/2034	9,105,418	0.08%
Portugal Obrigacoes do Tesouro OT	EUR5,000,000	4.13%	14/4/2027	6,860,649	0.06%
Portugal Obrigacoes do Tesouro OT	EUR5,000,000	2.88%	15/10/2025	6,359,915	0.06%
Portugal Obrigacoes do Tesouro OT	EUR4,824,000	2.13%	17/10/2028	5,710,763	0.05%
Portugal Obrigacoes do Tesouro OT	EUR4,000,000	4.80%	15/6/2020	4,915,079	0.04%
Portugal Obrigacoes do Tesouro OT	EUR3,400,000	4.10%	15/2/2045	4,717,312	0.04%
Portugal Obrigacoes do Tesouro OT	EUR3,000,000	3.85%	15/4/2021	3,746,732	0.03%
Banco Santander Totta SA	EUR1,500,000	0.88%	25/4/2024	1,744,595	0.02%
EDP Finance BV	USD1,675,000	3.63%	15/7/2024	1,581,418	0.02%
EDP Finance BV	GBP800,000	8.63%	4/1/2024	1,295,435	0.01%
Banco Comercial Portugues SA	EUR1,000,000	0.75%	31/5/2022	1,155,930	0.01%
Portugal Obrigacoes do Tesouro OT	EUR800,000	4.10%	15/4/2037	1,111,325	0.01%
Portugal Government International Bond	USD1,037,000	5.13%	15/10/2024	1,081,073	0.01%
Portugal Obrigacoes do Tesouro OT	EUR700,000	4.95%	25/10/2023	970,706	0.01%
EDP Finance BV	EUR800,000	1.13%	12/2/2024	902,471	0.01%
EDP Finance BV	EUR700,000	2.00%	22/4/2025	812,539	0.01%
Caixa Economica Montepio Geral Caixa Economica Bancaria SA	EUR700,000	0.88%	17/10/2022	805,240	0.01%
Banco Santander Totta SA	EUR500,000	1.25%	26/9/2027	577,691	0.01%
EDP Finance BV	EUR400,000	2.38%	23/3/2023	483,063	0.01%
Ren Finance BV	EUR400,000	1.75%	18/1/2028	445,476	0.00%
EDP Finance BV	EUR333,000	1.88%	29/9/2023	393,292	0.00%
EDP Finance BV	EUR300,000	1.88%	13/10/2025	344,211	0.00%
Brisa Concessao Rodoviaria SA	EUR200,000	2.00%	22/3/2023	237,173	0.00%
Brisa Concessao Rodoviaria SA	EUR200,000	2.38%	10/5/2027	233,254	0.00%

EDP Finance BV	USD125,000	5.25%	14/1/2021	127,481	0.00%
EDP Finance BV	EUR100,000	2.63%	18/1/2022	121,333	0.00%
Caixa Geral de Depositos SA	EUR100,000	1.00%	27/1/2022	116,760	0.00%
Brisa Concessao Rodoviaria SA	EUR100,000	1.88%	30/4/2025	116,229	0.00%

	元本	利率	償還日	公正価格 (米ドル)	純資産総額 比率
Banco Santander Totta SA	EUR100,000	0.88%	27/10/2020	115,989	0.00%
Galp Gas Natural Distribuicao SA	EUR100,000	1.38%	19/9/2023	113,403	0.00%
				56,301,955	0.50%

カタール 0.09% (2017: 0.07%)

Qatar Government International Bond	USD2,200,000	5.10%	23/4/2048	2,318,131	0.02%
Qatar Government International Bond	USD1,075,000	3.25%	2/6/2026	1,038,504	0.01%
Qatar Government International Bond	USD1,000,000	2.38%	2/6/2021	977,890	0.01%
Qatar Government International Bond	USD750,000	5.75%	20/1/2042	885,909	0.01%
Qatar Government International Bond	USD500,000	6.40%	20/1/2040	626,140	0.01%
Qatari Diar Finance Co.	USD600,000	5.00%	21/7/2020	612,000	0.01%
SoQ Sukuk A QSC	USD600,000	3.24%	18/1/2023	594,132	0.01%
Ooredoo International Finance Ltd.	USD500,000	3.75%	22/6/2026	479,618	0.01%
Ras Laffan Liquefied Natural Gas Co., Ltd. 3	USD300,000	5.84%	30/9/2027	324,273	0.00%
Qatar Government International Bond	USD200,000	9.75%	15/6/2030	304,550	0.00%
Qatar Government International Bond	USD250,000	5.25%	20/1/2020	255,467	0.00%
Qatar Government International Bond	USD250,000	4.63%	2/6/2046	255,360	0.00%
Ras Laffan Liquefied Natural Gas Co., Ltd. II	USD220,600	5.30%	30/9/2020	223,697	0.00%
Qatar Government International Bond	USD200,000	4.50%	20/1/2022	206,035	0.00%
Ooredoo International Finance Ltd.	USD200,000	4.75%	16/2/2021	204,170	0.00%
CBQ Finance Ltd.	USD200,000	3.25%	13/6/2021	193,750	0.00%
Ooredoo International Finance Ltd.	USD200,000	3.88%	31/1/2028	191,664	0.00%
				9,691,290	0.09%

ルーマニア 0.05% (2017: 0.06%)

Romanian Government International Bond	EUR1,000,000	4.13%	11/3/2039	1,099,097	0.01%
Romanian Government International Bond	USD900,000	6.75%	7/2/2022	967,500	0.01%
Romanian Government International Bond	EUR750,000	2.88%	26/5/2028	856,514	0.01%
Romanian Government International Bond	EUR585,000	2.75%	29/10/2025	717,937	0.01%
Romanian Government International Bond	EUR500,000	2.38%	19/4/2027	568,974	0.01%
Romanian Government International Bond	USD550,000	5.13%	15/6/2048	531,671	0.00%
Romanian Government International Bond	EUR500,000	2.50%	8/2/2030	531,508	0.00%
Romanian Government International Bond	USD400,000	4.38%	22/8/2023	400,500	0.00%
Romanian Government International Bond	USD150,000	6.75%	7/2/2022	161,250	0.00%
Romanian Government International Bond	USD100,000	6.13%	22/1/2044	111,501	0.00%
				5,946,452	0.05%

ロシア連邦 0.29% (2017: 0.24%)

Russian Federal Bond-0FZ	py365,000,000	7.60%	20/7/2022	5,198,208	0.05%
Russian Foreign Bond-Eurobond	USD3,200,000	4.38%	21/3/2029	3,024,000	0.03%
Russian Federal Bond-0FZ	py155,000,000	7.70%	23/3/2033	2,081,711	0.02%
Russian Federal Bond-0FZ	py150,000,000	7.00%	25/1/2023	2,075,772	0.02%
Russian Foreign Bond-Eurobond	USD2,000,000	4.25%	23/6/2027	1,900,000	0.02%

Russian Federal Bond-OFZ	py135,000,000	7.05%	19/1/2028	1,769,902	0.02%
Russian Federal Bond-OFZ	py110,000,000	7.00%	16/8/2023	1,509,484	0.01%
Gazprom OAO Via Gaz Capital SA	EUR1,100,000	3.39%	20/3/2020	1,298,333	0.01%
Gazprom OAO Via Gaz Capital SA	GBP1,000,000	4.25%	6/4/2024	1,276,784	0.01%
Russian Railways Via RZD Capital plc	EUR1,000,000	3.37%	20/5/2021	1,189,754	0.01%
Gazprom OAO Via Gaz Capital SA	EUR1,000,000	3.13%	17/11/2023	1,151,218	0.01%
Russian Foreign Bond-Eurobond	USD1,000,000	5.00%	29/4/2020	1,015,280	0.01%
Russian Foreign Bond-Eurobond	USD1,000,000	5.25%	23/6/2047	937,500	0.01%
MMC Norilsk Nickel OJSC Via MMC Finance DAC	USD800,000	6.63%	14/10/2022	841,000	0.01%
Gazprom OAO Via Gaz Capital SA	USD750,000	7.29%	16/8/2037	835,313	0.01%
Gazprom OAO Via Gaz Capital SA	USD800,000	3.85%	6/2/2020	798,286	0.01%
Russian Federal Bond-OFZ	py50,000,000	8.15%	3/2/2027	706,332	0.01%
Gazprom Neft OAO Via GPN Capital SA	USD600,000	6.00%	27/11/2023	621,861	0.01%
Russian Railways Via RZD Capital plc	USD600,000	5.70%	5/4/2022	613,500	0.01%
Russian Foreign Bond-Eurobond	USD600,000	5.25%	23/6/2047	562,500	0.00%
Gazprom OAO Via Gaz Capital SA	CHF500,000	2.75%	30/11/2021	520,643	0.00%
Vnesheconombank Via VEB Finance plc	USD500,000	6.90%	9/7/2020	510,000	0.00%
Russian Foreign Bond-Eurobond	USD400,000	4.50%	4/4/2022	404,500	0.00%
Lukoil International Finance BV	USD300,000	4.56%	24/4/2023	295,875	0.00%
Russian Foreign Bond-Eurobond	USD249,000	7.50%	31/3/2030	271,669	0.00%
Lukoil International Finance BV	USD200,000	6.13%	9/11/2020	206,000	0.00%
Russian Federal Bond-OFZ	py14,285,000	6.80%	11/12/2019	205,122	0.00%
Severstal OAO Via Steel Capital SA	USD200,000	5.90%	17/10/2022	204,750	0.00%
Russian Foreign Bond-Eurobond	USD200,000	4.75%	27/5/2026	198,158	0.00%
Russian Foreign Bond-Eurobond	USD100,000	12.75%	24/6/2028	158,750	0.00%
				32,382,205	0.29%

	元本	利率	償還日	公正価格 (米ドル)	純資産総額 比率
サウジアラビア 0.13% (2017: 0.09%)					
Saudi Government International Bond	USD2,700,000	3.25%	26/10/2026	2,531,223	0.02%
Saudi Government International Bond	USD2,325,000	2.38%	26/10/2021	2,243,988	0.02%
Saudi Government International Bond	USD1,750,000	5.00%	17/4/2049	1,693,961	0.02%
Saudi Government International Bond	USD1,650,000	4.63%	4/10/2047	1,507,688	0.01%
KSA Sukuk Ltd.	USD1,300,000	2.89%	20/4/2022	1,266,225	0.01%
Saudi Government International Bond	USD850,000	3.63%	4/3/2028	806,493	0.01%
KSA Sukuk Ltd.	USD600,000	2.89%	20/4/2022	583,770	0.01%
Saudi Government International Bond	USD600,000	3.63%	4/3/2028	568,284	0.01%
Saudi Government International Bond	USD500,000	4.50%	17/4/2030	498,261	0.01%
Saudi Government International Bond	USD500,000	4.00%	17/4/2025	495,888	0.01%
Saudi Electricity Global Sukuk Co. 3	USD400,000	4.00%	8/4/2024	394,824	0.00%
Saudi Electricity Global Sukuk Co. 3	USD380,000	5.50%	8/4/2044	385,274	0.00%
KSA Sukuk Ltd.	USD300,000	3.63%	20/4/2027	289,311	0.00%
SABIC Capital I BV	EUR200,000	2.75%	20/11/2020	238,271	0.00%
Saudi Electricity Global Sukuk Co.	USD200,000	4.21%	3/4/2022	201,634	0.00%
Saudi Electricity Global Sukuk Co. 3	USD200,000	4.00%	8/4/2024	197,198	0.00%
Saudi Government International Bond	USD200,000	2.38%	26/10/2021	192,844	0.00%
Saudi Government International Bond	USD200,000	2.88%	4/3/2023	192,341	0.00%
				14,287,478	0.13%

シンガポ-ル 0.29% (2017: 0.21%)					
	元本	利率	償還日	公正価格 (米ドル)	純資産総額 比率
Singapore Government Bond	SGD7,500,000	1.75%	1/2/2023	5,481,873	0.05%
Housing & Development Board	SGD3,000,000	3.10%	24/7/2024	2,295,057	0.02%
Oversea-Chinese Banking Corp., Ltd.	EUR2,000,000	0.63%	18/4/2025	2,292,615	0.02%
Singapore Government Bond	SGD3,000,000	2.00%	1/7/2020	2,205,726	0.02%
Singapore Government Bond	SGD2,500,000	2.75%	1/3/2046	1,942,828	0.02%
Singapore Government Bond	SGD2,500,000	2.38%	1/6/2025	1,883,250	0.02%
United Overseas Bank Ltd.	EUR1,500,000	0.25%	11/9/2023	1,709,478	0.02%
Singapore Government Bond	SGD2,100,000	2.75%	1/4/2042	1,637,863	0.02%
Singapore Government Bond	SGD2,000,000	2.25%	1/6/2021	1,481,378	0.01%
Singapore Government Bond	SGD2,000,000	1.63%	1/10/2019	1,464,420	0.01%
Singapore Government Bond	SGD1,800,000	2.88%	1/9/2030	1,424,038	0.01%
Singapore Government Bond	SGD1,604,000	2.63%	1/5/2028	1,233,986	0.01%
Singapore Government Bond	SGD1,500,000	3.00%	1/9/2024	1,164,568	0.01%
Singapore Government Bond	SGD1,500,000	2.25%	1/8/2036	1,089,431	0.01%
Singapore Government Bond	SGD1,000,000	3.38%	1/9/2033	832,318	0.01%
Singapore Government Bond	SGD1,000,000	2.75%	1/7/2023	760,110	0.01%
United Overseas Bank Ltd.	USD500,000	3.20%	23/4/2021	499,885	0.01%
United Overseas Bank Ltd. ^	USD500,000	3.50%	16/9/2026	495,235	0.01%
Singapore Government Bond	SGD625,000	3.25%	1/9/2020	468,686	0.00%
Temasek Financial I Ltd.	USD340,000	3.63%	1/8/2028	344,675	0.00%
Flex Ltd.	USD330,000	5.00%	15/2/2023	330,130	0.00%
Temasek Financial I Ltd.	USD250,000	2.38%	23/1/2023	242,344	0.00%
DBS Bank Ltd.	EUR200,000	0.38%	23/1/2024	228,383	0.00%
SingTel Group Treasury Pte Ltd.	USD200,000	4.50%	8/9/2021	207,922	0.00%
SP PowerAssets Ltd.	USD200,000	3.25%	24/11/2025	196,284	0.00%
Temasek Financial I Ltd.	USD125,000	5.38%	23/11/2039	153,597	0.00%
PSA International Pte Ltd.	USD100,000	3.88%	11/2/2021	101,302	0.00%
				32,167,382	0.29%
スロバキア 0.06% (2017: 0.07%)					
Slovakia Government Bond	EUR1,500,000	0.63%	22/5/2026	1,726,008	0.02%
Slovakia Government Bond	EUR1,000,000	3.00%	28/2/2023	1,286,626	0.01%
Slovakia Government Bond	EUR700,000	1.88%	9/3/2037	848,091	0.01%
Slovakia Government Bond	EUR400,000	0.00%	13/11/2023	453,193	0.01%
Slovakia Government Bond	EUR250,000	4.35%	14/10/2025	373,057	0.01%
Slovakia Government Bond	EUR300,000	4.00%	27/4/2020	363,355	0.00%
Slovakia Government Bond	EUR300,000	2.00%	17/10/2047	361,773	0.00%
Slovakia Government Bond	EUR200,000	1.63%	21/1/2031	239,269	0.00%
Slovakia Government International Bond	USD200,000	4.38%	21/5/2022	206,829	0.00%
SPP Infrastructure Financing BV	EUR150,000	2.63%	12/2/2025	179,257	0.00%
Granvia A.S.	EUR85,630	4.78%	30/9/2039	127,633	0.00%
Slovakia Government International Bond	EUR100,000	4.00%	26/3/2021	125,631	0.00%
Slovakia Government Bond	EUR100,000	1.38%	21/1/2027	120,959	0.00%
				6,411,681	0.06%
スロベニア 0.05% (2017: 0.07%)					
Slovenia Government Bond	EUR2,700,000	1.75%	3/11/2040	3,066,159	0.03%

Slovenia Government International Bond	USD1,449,000	5.25%	18/2/2024	1,552,369	0.01%
Slovenia Government Bond	EUR500,000	1.25%	22/3/2027	587,708	0.01%
Slovenia Government Bond	EUR214,000	2.25%	25/3/2022	263,707	0.00%
Slovenia Government Bond	EUR200,000	1.50%	25/3/2035	223,599	0.00%
Slovenia Government Bond	EUR150,000	4.63%	9/9/2024	212,889	0.00%
Slovenia Government Bond	EUR50,000	5.13%	30/3/2026	75,696	0.00%
Slovenia Government Bond	EUR50,000	4.13%	26/1/2020	59,996	0.00%
				6,042,123	0.05%
南アフリカ 0.01% (2017: 0.00%)					
Myriad International Holdings BV	USD200,000	5.50%	21/7/2025	200,986	0.01%
SASOL Financing USA LLC	USD200,000	6.50%	27/9/2028	199,250	0.00%
SASOL Financing USA LLC	USD200,000	5.88%	27/3/2024	198,750	0.00%
Africa Finance Corp.	USD200,000	4.38%	29/4/2020	197,604	0.00%
				796,590	0.01%
韓国 1.72% (2017: 1.57%)					
Korea Treasury Bond	KRW15,300,000,000	2.63%	10/6/2028	14,456,841	0.13%
Korea Treasury Bond	KRW12,000,000,000	1.75%	10/12/2020	10,733,805	0.10%
Korea Treasury Bond	KRW10,000,000,000	2.00%	10/9/2022	8,992,624	0.08%
Korea National Housing Bond I	KRW10,000,000,000	1.75%	30/4/2022	8,908,855	0.08%
Korea Treasury Bond	KRW10,000,000,000	1.50%	10/9/2036	8,332,103	0.08%
Korea Treasury Bond	KRW9,500,000,000	1.50%	10/12/2026	8,201,630	0.07%
Korea Treasury Bond	KRW8,000,000,000	2.25%	10/9/2023	7,281,635	0.07%
Korea Treasury Bond	KRW8,000,000,000	1.75%	10/6/2020	7,160,452	0.07%
Korea Treasury Bond	KRW7,200,000,000	2.25%	10/9/2037	6,713,629	0.06%
Korea Treasury Bond	KRW6,500,000,000	2.38%	10/12/2027	6,006,570	0.05%
Korea Treasury Bond	KRW6,000,000,000	4.25%	10/6/2021	5,680,825	0.05%
Korea Treasury Bond	KRW5,800,000,000	5.00%	10/6/2020	5,430,880	0.05%
Korea Treasury Bond	KRW5,300,000,000	2.63%	10/9/2035	5,189,041	0.05%
Korea Treasury Bond	KRW5,500,000,000	2.25%	10/6/2025	5,011,009	0.05%
Korea Treasury Bond	KRW5,300,000,000	2.00%	10/3/2021	4,764,371	0.04%
Korea Treasury Bond	KRW5,000,000,000	2.25%	10/12/2025	4,556,345	0.04%
Korea Treasury Bond	KRW5,000,000,000	1.88%	10/3/2022	4,479,490	0.04%
Korea Treasury Bond	KRW5,000,000,000	1.50%	10/6/2019	4,475,789	0.04%
Korea Treasury Bond	KRW4,105,000,000	2.63%	10/3/2048	4,233,466	0.04%
Korea Treasury Bond	KRW4,300,000,000	3.00%	10/9/2024	4,067,269	0.04%
Korea Treasury Bond	KRW4,500,000,000	2.13%	10/6/2027	4,067,092	0.04%
Korea Treasury Bond	KRW3,100,000,000	3.00%	10/12/2042	3,286,617	0.03%
Korea Treasury Bond	KRW2,850,000,000	3.75%	10/12/2033	3,131,301	0.03%
Korea Treasury Bond	KRW3,400,000,000	2.00%	10/3/2020	3,053,653	0.03%
Korea Treasury Bond	KRW2,950,000,000	2.00%	10/3/2046	2,665,398	0.03%
Korea Treasury Bond	KRW3,000,000,000	1.38%	10/9/2021	2,653,540	0.03%
Korea Development Bank	USD2,500,000	2.63%	27/2/2022	2,451,477	0.02%
Korea Treasury Bond	KRW2,300,000,000	2.38%	10/9/2038	2,196,240	0.02%
Korea Treasury Bond	KRW1,800,000,000	4.00%	10/12/2031	1,983,355	0.02%
Korea Treasury Bond	KRW2,000,000,000	1.88%	10/6/2026	1,778,310	0.02%
Korea Treasury Bond	KRW1,900,000,000	2.75%	10/9/2019	1,713,870	0.02%
Korea Treasury Bond	KRW1,800,000,000	3.00%	10/3/2023	1,682,905	0.02%
Korea Treasury Bond	KRW1,500,000,000	2.13%	10/3/2047	1,398,194	0.01%
Korea Treasury Bond	KRW1,200,000,000	5.50%	10/3/2028	1,390,755	0.01%
NongHyup Bank	USD1,400,000	1.88%	12/9/2021	1,345,880	0.01%

Korea Housing Finance Corp.	USD1,250,000	2.50%	15/11/2020	1,231,562	0.01%
Korea Treasury Bond	KRW1,000,000,000	4.75%	10/12/2030	1,158,887	0.01%
Korea Gas Corp.	USD1,100,000	1.88%	18/7/2021	1,060,019	0.01%
Korea International Bond	USD1,100,000	2.75%	19/1/2027	1,053,336	0.01%
Korea Treasury Bond	KRW1,000,000,000	3.38%	10/9/2023	955,181	0.01%
Korea Treasury Bond	KRW1,000,000,000	3.75%	10/6/2022	951,375	0.01%
KT Corp.	USD1,000,000	2.50%	18/7/2026	909,523	0.01%
Korea Treasury Bond	KRW700,000,000	5.50%	10/12/2029	843,420	0.01%
Korea Development Bank	USD750,000	4.63%	16/11/2021	779,099	0.01%
Korea National Oil Corp.	USD600,000	2.88%	27/3/2022	589,551	0.01%
Export-Import Bank of Korea	USD500,000	3.63%	27/11/2023	504,400	0.01%
Export-Import Bank of Korea	USD500,000	3.00%	1/11/2022	493,787	0.01%
Hyundai Capital America	USD500,000	3.10%	5/4/2022	488,940	0.01%
Export-Import Bank of Korea	USD500,000	3.25%	10/11/2025	485,707	0.01%

	元本	利率	償還日	公正価格 (米ドル)	純資産総額 比率
Korea Housing Finance Corp.	EUR420,000	0.75%	30/10/2023	483,458	0.01%
Korea International Bond	USD400,000	3.88%	11/9/2023	412,398	0.00%
Shinhan Bank Co., Ltd.	USD400,000	3.88%	5/11/2023	404,692	0.00%
Export-Import Bank of Korea	USD400,000	2.50%	1/11/2020	395,829	0.00%
Shinhan Bank Co., Ltd.	USD400,000	2.25%	15/4/2020	394,706	0.00%
Korea Gas Corp.	USD400,000	2.75%	20/7/2022	391,144	0.00%
Korea East-West Power Co., Ltd.	USD400,000	2.63%	19/6/2022	389,600	0.00%
Hyundai Capital Services, Inc.	USD400,000	3.00%	6/3/2022	389,592	0.00%
Woori Bank	USD350,000	2.63%	20/7/2021	344,901	0.00%
Export-Import Bank of Korea	USD300,000	5.13%	29/6/2020	308,905	0.00%
Korea Development Bank	USD300,000	3.75%	22/1/2024	303,333	0.00%
Hyundai Capital Services, Inc.	USD300,000	2.63%	29/9/2020	295,053	0.00%
Korea National Oil Corp.	USD300,000	2.13%	14/4/2021	291,674	0.00%
Korea National Oil Corp.	USD300,000	2.00%	24/10/2021	288,375	0.00%
Export-Import Bank of Korea	USD300,000	2.88%	21/1/2025	286,125	0.00%
Korea East-West Power Co., Ltd.	USD275,000	3.88%	19/7/2023	278,281	0.00%
Korea Gas Corp.	USD200,000	6.25%	20/1/2042	262,611	0.00%
SK Telecom Co., Ltd.	USD250,000	3.75%	16/4/2023	249,999	0.00%
Export-Import Bank of Korea	USD250,000	1.88%	21/10/2021	241,327	0.00%
Export-Import Bank of Korea	USD200,000	5.00%	11/4/2022	210,659	0.00%
Woori Bank	USD200,000	5.13%	6/8/2028	203,617	0.00%
Export-Import Bank of Korea	USD200,000	3.50%	27/11/2021	202,148	0.00%
Woori Bank	USD200,000	4.75%	30/4/2024	201,505	0.00%
KEB Hana Bank	USD200,000	4.38%	30/9/2024	200,262	0.00%
Korea Development Bank	USD200,000	2.50%	11/3/2020	198,652	0.00%
Korea East-West Power Co., Ltd.	USD200,000	2.50%	2/6/2020	197,532	0.00%
Korea Gas Corp.	USD200,000	3.50%	21/7/2025	197,163	0.00%
Hyundai Capital Services, Inc.	USD200,000	3.75%	5/3/2023	197,161	0.00%
Hyundai Capital America	USD200,000	3.00%	18/3/2021	197,148	0.00%
Doosan Heavy Industries & Construction Co., Ltd.	USD200,000	2.13%	27/4/2020	196,500	0.00%
Korea Resources Corp.	USD200,000	3.00%	24/4/2022	196,051	0.00%
Korea National Oil Corp.	USD200,000	2.13%	14/4/2021	194,448	0.00%

Hanwha Life Insurance Co., Ltd. ^	USD200,000	4.70%	23/4/2048	190,189	0.00%
Korea Gas Corp.	USD200,000	3.13%	20/7/2027	189,999	0.00%
SK Telecom Co., Ltd.	USD150,000	6.63%	20/7/2027	179,592	0.00%
POSCO	USD150,000	5.25%	14/4/2021	155,634	0.00%
Hyundai Capital America	USD150,000	4.13%	8/6/2023	150,070	0.00%
Hyundai Capital America	USD150,000	2.55%	3/4/2020	148,184	0.00%
Hyundai Capital America	USD125,000	3.75%	8/7/2021	125,217	0.00%
Korea International Bond	EUR100,000	2.13%	10/6/2024	123,375	0.00%
Export-Import Bank of Korea	EUR100,000	2.00%	30/4/2020	117,389	0.00%
Woori Bank	USD100,000	4.75%	30/4/2024	100,752	0.00%
Korea Southern Power Co., Ltd.	USD100,000	3.00%	29/1/2021	99,226	0.00%
Hyundai Capital Services, Inc.	USD100,000	2.88%	16/3/2021	98,294	0.00%
Hyundai Capital America	USD100,000	3.10%	5/4/2022	97,774	0.00%
Hyundai Capital America	USD100,000	2.45%	15/6/2021	97,150	0.00%
KT Corp.	USD100,000	2.63%	7/8/2022	96,778	0.00%
Export-Import Bank of Korea	USD50,000	2.63%	30/12/2020	49,526	0.00%
				192,004,001	1.72%

スペイン 2.91% (2017: 2.90%)

Spain Government Bond	EUR20,000,000	2.35%	30/7/2033	23,987,539	0.22%
Spain Government Bond	EUR15,400,000	1.40%	30/4/2028	17,676,266	0.16%
Spain Government Bond	EUR14,500,000	1.40%	31/1/2020	16,894,558	0.15%
Spain Government Bond	EUR11,400,000	1.95%	30/4/2026	13,902,767	0.13%
Spain Government Bond	EUR10,000,000	1.60%	30/4/2025	12,037,918	0.11%
Spain Government Bond	EUR10,000,000	0.05%	31/1/2021	11,485,228	0.10%
Spain Government Bond	EUR9,700,000	0.40%	30/4/2022	11,237,707	0.10%
Spain Government Bond	EUR9,000,000	0.35%	30/7/2023	10,293,741	0.09%
Spain Government Bond	EUR7,000,000	3.80%	30/4/2024	9,357,821	0.08%
Spain Government Bond	EUR6,350,000	4.40%	31/10/2023	8,638,467	0.08%
Spain Government Bond	EUR6,700,000	4.00%	30/4/2020	8,104,865	0.07%
Spain Government Bond	EUR5,200,000	5.15%	31/10/2028	7,969,678	0.07%
Spain Government Bond	EUR4,350,000	5.15%	31/10/2044	7,506,543	0.07%
Spain Government Bond	EUR6,000,000	1.15%	30/7/2020	7,019,014	0.06%
Spain Government Bond	EUR5,050,000	5.40%	31/1/2023	6,992,105	0.06%
Spain Government Bond	EUR5,200,000	2.75%	31/10/2024	6,656,451	0.06%
Spain Government Bond	EUR5,400,000	2.90%	31/10/2046	6,608,207	0.06%

	元本	利率	償還日	公正価格 (米ドル)	純資産総額 比率
Spain Government Bond	EUR3,957,000	4.90%	30/7/2040	6,521,188	0.06%
Spain Government Bond	EUR4,900,000	2.15%	31/10/2025	6,070,729	0.06%
Spain Government Bond	EUR3,800,000	5.90%	30/7/2026	5,877,018	0.05%
Spain Government Bond	EUR3,500,000	6.00%	31/1/2029	5,709,062	0.05%
Spain Government Bond	EUR3,550,000	4.80%	31/1/2024	4,934,458	0.04%
Spain Government Bond	EUR3,700,000	3.45%	30/7/2066	4,824,141	0.04%
Spain Government Bond	EUR3,700,000	1.95%	30/7/2030	4,358,972	0.04%
Spain Government Bond	EUR3,100,000	5.85%	31/1/2022	4,185,052	0.04%
Spain Government Bond	EUR3,300,000	0.75%	30/7/2021	3,860,533	0.04%
Spain Government Bond	EUR2,250,000	5.75%	30/7/2032	3,800,774	0.03%
Spain Government Bond	EUR2,500,000	4.65%	30/7/2025	3,558,997	0.03%

Fondo de Titulizacion Del Deficit Del Sistema Electrico FTA	EUR3,100,000	0.50%	17/3/2023	3,557,451	0.03%
Spain Government Bond	EUR3,033,000	1.50%	30/4/2027	3,544,249	0.03%
Autonomous Community of Madrid Spain	EUR3,000,000	0.75%	30/4/2022	3,493,166	0.03%
Spain Government Bond	EUR2,000,000	4.70%	30/7/2041	3,227,387	0.03%
Spain Government Bond	EUR1,900,000	4.20%	31/1/2037	2,849,855	0.03%
Bankinter SA	EUR2,000,000	1.25%	7/2/2028	2,317,894	0.02%
Banco Santander SA	EUR2,000,000	1.13%	25/10/2028	2,285,221	0.02%
Spain Government Bond	EUR2,000,000	1.40%	30/7/2028	2,281,599	0.02%
Bankia SA	EUR1,500,000	1.13%	5/8/2022	1,768,218	0.02%
Fondo de Titulizacion Del Deficit Del Sistema Electrico FTA	EUR1,500,000	0.85%	17/12/2023	1,734,461	0.02%
Spain Government Bond	EUR1,000,000	5.75%	30/7/2032	1,689,233	0.02%
Programa Cedulas TDA Fondo de Titulizacion de Activos	EUR1,100,000	4.25%	10/4/2031	1,638,423	0.02%
Spain Government Bond	EUR1,300,000	4.85%	31/10/2020	1,624,181	0.02%
Instituto de Credito Oficial	EUR1,400,000	0.75%	31/10/2023	1,617,086	0.02%
Fondo de Titulizacion Del Deficit Del Sistema Electrico FTA	EUR1,400,000	0.03%	17/6/2020	1,600,816	0.02%
Autonomous Community of Madrid Spain	EUR1,300,000	1.77%	30/4/2028	1,514,551	0.01%
Programa Cedulas TDA Fondo de Titulizacion de Activos	EUR1,000,000	4.25%	28/3/2027	1,427,909	0.01%
Banco Santander SA	EUR1,200,000	1.38%	9/2/2022	1,388,564	0.01%
Telefonica Emisiones SA	EUR1,100,000	1.46%	13/4/2026	1,245,343	0.01%
Naturgy Finance BV	EUR1,100,000	1.38%	19/1/2027	1,230,012	0.01%
Iberdrola International BV	EUR1,000,000	3.50%	1/2/2021	1,224,154	0.01%
Banco Santander SA	EUR1,000,000	0.75%	9/9/2022	1,169,236	0.01%
CaixaBank SA	EUR1,000,000	0.63%	12/11/2020	1,157,951	0.01%
Santander Consumer Finance SA	EUR1,000,000	0.88%	24/1/2022	1,147,018	0.01%
Telefonica Emisiones SA	EUR1,000,000	0.32%	17/10/2020	1,146,278	0.01%
Deutsche Bank SA Espanola	EUR1,000,000	0.50%	11/3/2024	1,135,399	0.01%
CaixaBank SA	EUR1,000,000	1.00%	17/1/2028	1,129,160	0.01%
CaixaBank SA^	EUR1,000,000	2.75%	14/7/2028	1,121,455	0.01%
Banco Bilbao Vizcaya Argentaria SA	EUR1,000,000	1.38%	14/5/2025	1,113,440	0.01%
Autonomous Community of Madrid Spain	EUR900,000	2.15%	30/4/2027	1,088,982	0.01%
CaixaBank SA	EUR800,000	1.25%	11/1/2027	935,404	0.01%
Banco Santander SA	EUR800,000	3.13%	19/1/2027	918,290	0.01%
CaixaBank SA	EUR800,000	1.75%	24/10/2023	908,320	0.01%
Autonomous Community of Madrid Spain	EUR769,000	1.00%	30/9/2024	887,246	0.01%
Bankia SA	EUR700,000	1.00%	14/3/2023	821,214	0.01%
Autonomous Community of Madrid Spain	EUR700,000	0.73%	19/5/2021	813,547	0.01%
Red Electrica Financiaciones SAU	EUR700,000	1.25%	13/3/2027	797,031	0.01%
Telefonica Emisiones SA	USD875,000	5.21%	8/3/2047	792,736	0.01%
Telefonica Emisiones SA	USD750,000	4.57%	27/4/2023	770,716	0.01%
Telefonica Emisiones SA	EUR600,000	2.93%	17/10/2029	728,019	0.01%
Iberdrola Finanzas SA	GBP500,000	6.00%	1/7/2022	722,983	0.01%
Ayt Cedulas Cajas Global	EUR500,000	4.00%	24/3/2021	620,941	0.01%
Banco Santander SA	EUR500,000	1.50%	25/1/2026	604,355	0.01%
Kutxabank SA	EUR500,000	1.25%	22/9/2025	592,764	0.01%
Bankinter SA	EUR500,000	1.00%	5/2/2025	582,386	0.01%
Banco Bilbao Vizcaya Argentaria SA	EUR500,000	0.63%	17/5/2021	580,402	0.01%

Repsol International Finance BV	EUR500,000	0.50%	23/5/2022	574,308	0.01%
Santander Consumer Finance SA	EUR500,000	0.50%	4/10/2021	571,345	0.01%
NorteGas Energia Distribucion SAU	EUR500,000	0.92%	28/9/2022	567,787	0.01%
Iberdrola International BV	EUR500,000	1.13%	21/4/2026	565,659	0.01%
Iberdrola Finanzas SA	EUR500,000	1.62%	29/11/2029	563,717	0.01%
NorteGas Energia Distribucion SAU	EUR500,000	2.07%	28/9/2027	554,311	0.01%
Inmobiliaria Colonial Socimi SA	EUR500,000	1.45%	28/10/2024	548,969	0.01%
Telefonica Emisiones SA	USD500,000	5.46%	16/2/2021	518,201	0.01%
Banco Santander SA	EUR400,000	1.00%	3/3/2022	469,275	0.01%
Banco de Sabadell SA	EUR400,000	0.88%	12/11/2021	466,949	0.01%
Ayt Cedula Cajas Global	EUR300,000	4.75%	25/5/2027	443,655	0.00%

	元本	利率	償還日	公正価格 (米ドル)	純資産総額 比率
Telefonica Emisiones SA	USD400,000	4.10%	8/3/2027	384,282	0.00%
Autonomous Community of Madrid Spain	EUR300,000	1.83%	30/4/2025	361,218	0.00%
Adif-Alta Velocidad	EUR300,000	1.88%	28/1/2025	360,060	0.00%
Repsol International Finance BV	EUR300,000	2.13%	16/12/2020	355,698	0.00%
Cajamar Caja Rural SCC	EUR300,000	1.25%	26/1/2022	351,865	0.00%
Enagas Financiaciones SAU	EUR300,000	1.00%	25/3/2023	350,541	0.00%
Bankia SA	EUR300,000	0.88%	21/1/2021	349,012	0.00%
Iberdrola International BV^	EUR300,000	2.63%	26/3/2024	331,371	0.00%
Iberdrola International BV	EUR300,000	0.38%	15/9/2025	325,562	0.00%
Iberdrola International BV^	EUR300,000	1.88%	22/5/2023	320,551	0.00%
Telefonica Emisiones SA	USD275,000	7.05%	20/6/2036	314,874	0.00%
Banco Bilbao Vizcaya Argentaria SA	USD300,000	3.00%	20/10/2020	296,731	0.00%
CaixaBank SA	EUR200,000	3.88%	17/2/2025	273,227	0.00%
Banco Bilbao Vizcaya Argentaria SA	EUR200,000	2.25%	12/6/2024	251,012	0.00%
Repsol International Finance BV	EUR200,000	2.25%	10/12/2026	244,172	0.00%
Adif-Alta Velocidad	EUR200,000	1.88%	22/9/2022	241,134	0.00%
Iberdrola International BV	EUR200,000	1.75%	17/9/2023	240,062	0.00%
AyT Cedula Cajas IX FTA	EUR200,000	4.00%	31/3/2020	239,067	0.00%
Iberdrola Finanzas SA	GBP150,000	7.38%	29/1/2024	237,101	0.00%
Repsol International Finance BV	EUR200,000	2.63%	28/5/2020	236,457	0.00%
CaixaBank SA	EUR200,000	1.00%	8/2/2023	235,093	0.00%
Enagas Financiaciones SAU	EUR200,000	1.25%	6/2/2025	233,896	0.00%
Banco Santander SA	EUR200,000	0.88%	28/9/2021	233,626	0.00%
Banco Bilbao Vizcaya Argentaria SA	EUR200,000	0.75%	20/1/2022	233,556	0.00%
Banco Santander SA	EUR200,000	1.00%	7/4/2025	232,484	0.00%
Banco Santander SA	EUR200,000	0.75%	29/9/2020	231,847	0.00%
Cajamar Caja Rural SCC	EUR200,000	1.00%	22/10/2020	231,785	0.00%
Telefonica Emisiones SA	EUR200,000	1.53%	17/1/2025	231,772	0.00%
Bankinter SA	EUR200,000	0.63%	9/10/2020	231,410	0.00%
Caja Rural de Navarra SCC	EUR200,000	0.50%	16/3/2022	230,341	0.00%
Banco de Sabadell SA	EUR200,000	0.38%	10/6/2020	230,082	0.00%
Criteria Caixa SAU	EUR200,000	1.63%	21/4/2022	229,562	0.00%
Enagas Financiaciones SAU	EUR200,000	1.38%	5/5/2028	228,247	0.00%
Canal de Isabel II Gestion SA	EUR200,000	1.68%	26/2/2025	227,991	0.00%
Red Electrica Financiaciones SAU	EUR200,000	1.00%	21/4/2026	226,689	0.00%

Naturgy Finance BV	EUR200,000	1.25%	19/4/2026	224,495	0.00%
Naturgy Finance BV	EUR200,000	0.88%	15/5/2025	220,810	0.00%
Prosegur Cash SA	EUR200,000	1.38%	4/2/2026	214,827	0.00%
Abertis Infraestructuras SA	EUR200,000	1.38%	20/5/2026	213,191	0.00%
ACS Servicios Comunicaciones y Energia SL	EUR200,000	1.88%	20/4/2026	211,260	0.00%
Banco Santander SA	USD200,000	5.18%	19/11/2025	198,426	0.00%
Banco Santander SA	USD200,000	3.85%	12/4/2023	194,304	0.00%
Telefonica Emisiones SA	USD175,000	4.67%	6/3/2038	158,754	0.00%
Bankia SA	EUR100,000	4.13%	24/3/2036	150,123	0.00%
Banco Santander SA	EUR100,000	4.63%	4/5/2027	149,477	0.00%
Telefonica Emisiones SA	GBP100,000	5.38%	2/2/2026	146,334	0.00%
Telefonica Emisiones SA	GBP100,000	5.29%	9/12/2022	141,803	0.00%
Autonomous Community of Madrid Spain	EUR100,000	4.30%	15/9/2026	139,627	0.00%
Banco Bilbao Vizcaya Argentaria SA	EUR100,000	4.00%	25/2/2025	138,217	0.00%
Telefonica Emisiones SA	USD150,000	4.90%	6/3/2048	134,265	0.00%
Bankia SA	EUR100,000	4.50%	26/4/2022	130,465	0.00%
Instituto de Credito Oficial	EUR100,000	6.00%	8/3/2021	129,276	0.00%
Fondo de Titulizacion Del Deficit Del Sistema Electrico FTA	EUR100,000	5.90%	17/3/2021	129,089	0.00%
CaixaBank SA	EUR100,000	2.63%	21/3/2024	127,170	0.00%
Naturgy Finance BV	EUR100,000	2.88%	11/3/2024	125,374	0.00%
Programa Cedulas TDA Fondo de Titulizacion de Activos	EUR100,000	4.13%	10/4/2021	124,752	0.00%
Banco Bilbao Vizcaya Argentaria SA	EUR100,000	3.50%	24/1/2021	122,663	0.00%
Red Electrica Financiaciones SAU	EUR100,000	2.13%	1/7/2023	122,579	0.00%
Banco Santander SA	EUR100,000	2.00%	27/11/2034	122,525	0.00%
Banco Bilbao Vizcaya Argentaria SA	EUR100,000	3.50%	7/10/2020	121,584	0.00%
Telefonica Emisiones SA	EUR100,000	2.24%	27/5/2022	120,822	0.00%
Iberdrola International BV	EUR100,000	1.88%	8/10/2024	120,703	0.00%
Abertis Infraestructuras SA	EUR100,000	2.50%	27/2/2025	117,154	0.00%
Banco de Sabadell SA	EUR100,000	0.63%	3/11/2020	115,607	0.00%
Telefonica Emisiones SA	EUR100,000	0.75%	13/4/2022	114,894	0.00%
Autonomous Community of Madrid Spain	EUR50,000	4.13%	21/5/2024	67,234	0.00%
Autonomous Community of Madrid Spain	EUR50,000	2.88%	17/7/2023	63,140	0.00%
CaixaBank SA	EUR50,000	3.63%	18/1/2021	61,403	0.00%
	元本	利率	償還日	公正価格 (米ドル)	純資産総額 比率
Instituto de Credito Oficial	EUR50,000	4.75%	30/4/2020	60,932	0.00%
Autonomous Community of Madrid Spain	EUR50,000	4.69%	12/3/2020	60,387	0.00%
Iberdrola Finanzas SA	EUR50,000	4.13%	23/3/2020	60,054	0.00%
Iberdrola International BV	USD50,000	6.75%	15/7/2036	59,415	0.00%
				325,904,534	2.91%
国際機関 2.53% (2017: 2.43%)					
European Financial Stability Facility	EUR7,000,000	0.00%	29/3/2021	8,058,864	0.07%
European Stability Mechanism	EUR6,100,000	0.13%	22/4/2024	6,976,004	0.06%
European Stability Mechanism	EUR6,000,000	1.20%	23/5/2033	6,937,023	0.06%
European Investment Bank	GBP5,000,000	1.13%	7/9/2021	6,362,205	0.06%
European Investment Bank	EUR5,000,000	2.75%	15/9/2021	6,196,387	0.06%

European Investment Bank	EUR5,000,000	0.38%	16/7/2025	5,742,683	0.05%
European Investment Bank	EUR5,000,000	0.50%	15/1/2027	5,709,440	0.05%
European Investment Bank	USD5,100,000	2.38%	13/5/2021	5,075,071	0.05%
European Financial Stability Facility	EUR4,300,000	1.45%	5/9/2040	4,923,311	0.04%
Council of Europe Development Bank	EUR4,000,000	0.38%	27/10/2022	4,663,366	0.04%
European Investment Bank	EUR4,000,000	0.25%	14/10/2024	4,600,932	0.04%
European Financial Stability Facility	EUR3,800,000	0.75%	3/5/2027	4,391,762	0.04%
European Investment Bank	EUR3,200,000	1.38%	15/9/2021	3,827,354	0.03%
European Investment Bank	EUR3,000,000	1.50%	15/4/2021	3,578,984	0.03%
Corp. Andina de Fomento	EUR3,000,000	1.13%	13/2/2025	3,482,490	0.03%
European Financial Stability Facility	EUR3,000,000	0.63%	16/10/2026	3,452,160	0.03%
European Investment Bank	EUR3,000,000	0.00%	16/10/2023	3,430,554	0.03%
European Financial Stability Facility	EUR2,675,000	0.95%	14/2/2028	3,123,060	0.03%
Inter-American Development Bank	USD3,000,000	3.00%	26/9/2022	3,036,159	0.03%
International Bank for Reconstruction & Development	USD3,050,000	1.88%	21/4/2020	3,022,294	0.03%
European Stability Mechanism	EUR2,597,000	0.75%	5/9/2028	2,974,282	0.03%
International Bank for Reconstruction & Development	USD3,000,000	1.63%	9/3/2021	2,940,891	0.03%
European Investment Bank	EUR2,500,000	0.25%	15/10/2020	2,892,307	0.03%
European Investment Bank	USD2,900,000	2.25%	15/3/2022	2,864,777	0.03%
European Union	EUR2,500,000	1.13%	4/4/2036	2,819,625	0.03%
European Financial Stability Facility	EUR2,300,000	1.80%	10/7/2048	2,747,782	0.03%
Nordic Investment Bank	GBP2,000,000	0.63%	2/11/2021	2,511,137	0.02%
International Finance Corp.	GBP1,964,000	1.38%	7/3/2025	2,496,408	0.02%
Council of Europe Development Bank	EUR2,000,000	2.88%	31/8/2021	2,479,840	0.02%
European Union	EUR2,000,000	2.75%	21/9/2021	2,477,810	0.02%
European Union	EUR2,128,000	0.50%	4/4/2025	2,474,489	0.02%
European Financial Stability Facility	EUR2,000,000	2.00%	28/2/2056	2,464,631	0.02%
Corp. Andina de Fomento	USD2,350,000	4.38%	15/6/2022	2,431,876	0.02%
European Investment Bank	USD2,350,000	1.63%	14/8/2020	2,312,898	0.02%
European Financial Stability Facility	EUR2,000,000	0.20%	17/1/2024	2,294,384	0.02%
European Investment Bank	USD2,165,000	3.25%	29/1/2024	2,222,546	0.02%
European Investment Bank	EUR2,000,000	0.00%	13/3/2026	2,222,117	0.02%
European Investment Bank	USD2,200,000	2.00%	15/3/2021	2,173,354	0.02%
International Finance Corp.	AUD2,750,000	4.25%	21/8/2023	2,088,102	0.02%
European Investment Bank	CAD2,800,000	2.38%	6/7/2023	2,061,499	0.02%
European Investment Bank	USD2,000,000	1.75%	15/5/2020	1,977,034	0.02%
European Bank for Reconstruction & Development	USD1,970,000	1.63%	5/5/2020	1,945,375	0.02%
European Investment Bank	EUR1,700,000	1.00%	14/4/2032	1,938,940	0.02%
International Bank for Reconstruction & Development	USD2,000,000	1.38%	20/9/2021	1,936,278	0.02%
Inter-American Development Bank	USD1,950,000	1.63%	12/5/2020	1,924,510	0.02%
European Union	EUR1,600,000	0.63%	4/11/2023	1,882,894	0.02%
International Bank for Reconstruction & Development	AUD2,600,000	2.90%	26/11/2025	1,853,371	0.02%
European Investment Bank	EUR1,500,000	1.75%	15/9/2045	1,829,989	0.02%
European Financial Stability Facility	EUR1,500,000	0.10%	19/1/2021	1,729,533	0.02%
African Development Bank	EUR1,500,000	0.25%	21/11/2024	1,719,101	0.02%
European Financial Stability Facility	EUR1,400,000	1.25%	24/5/2033	1,618,223	0.02%

European Investment Bank	USD1,600,000	2.38%	15/6/2022	1,587,776	0.01%
European Investment Bank	EUR1,260,000	1.63%	15/3/2023	1,542,786	0.01%
European Investment Bank	USD1,550,000	1.38%	15/6/2020	1,523,146	0.01%
International Finance Corp.	GBP1,200,000	1.25%	15/12/2023	1,520,593	0.01%
European Investment Bank	EUR1,500,000	0.50%	13/11/2037	1,498,155	0.01%
European Financial Stability Facility	EUR1,200,000	2.25%	5/9/2022	1,495,281	0.01%
European Financial Stability Facility	EUR1,200,000	1.75%	27/6/2024	1,489,092	0.01%
Inter-American Development Bank	USD1,480,000	2.63%	19/4/2021	1,481,803	0.01%
Asian Development Bank	USD1,500,000	1.63%	16/3/2021	1,470,472	0.01%
European Investment Bank	AUD2,000,000	2.50%	30/4/2020	1,412,756	0.01%

	元本	利率	償還日	公正価格 (米ドル)	純資産総額 比率
International Bank for Reconstruction & Development	AUD2,000,000	3.75%	23/1/2019	1,409,250	0.01%
Asian Development Bank	USD1,425,000	1.63%	5/5/2020	1,406,818	0.01%
Nordic Investment Bank	EUR1,200,000	0.13%	10/6/2024	1,377,734	0.01%
International Bank for Reconstruction & Development	USD1,400,000	2.00%	26/1/2022	1,375,088	0.01%
Asian Development Bank	USD1,400,000	2.00%	16/2/2022	1,375,062	0.01%
Asian Development Bank	NZD2,000,000	3.00%	17/1/2023	1,365,230	0.01%
European Investment Bank	GBP850,000	4.50%	7/6/2029	1,357,346	0.01%
European Investment Bank	CHF1,200,000	1.50%	2/8/2024	1,343,275	0.01%
European Financial Stability Facility	EUR1,150,000	1.50%	22/1/2020	1,341,251	0.01%
European Investment Bank	USD1,310,000	2.88%	15/12/2021	1,319,818	0.01%
International Bank for Reconstruction & Development	USD1,300,000	3.13%	20/11/2025	1,318,426	0.01%
International Bank for Reconstruction & Development	USD1,300,000	2.50%	25/11/2024	1,284,804	0.01%
International Bank for Reconstruction & Development	GBP1,000,000	0.38%	15/6/2021	1,252,124	0.01%
European Investment Bank	GBP1,000,000	1.00%	21/9/2026	1,217,432	0.01%
European Union	EUR1,025,000	1.25%	4/4/2033	1,198,987	0.01%
European Investment Bank	USD1,250,000	1.88%	10/2/2025	1,189,216	0.01%
European Financial Stability Facility	EUR1,000,000	1.75%	29/10/2020	1,187,744	0.01%
European Financial Stability Facility	EUR760,000	3.88%	30/3/2032	1,170,047	0.01%
European Financial Stability Facility	EUR1,000,000	0.88%	26/7/2027	1,164,847	0.01%
Inter-American Development Bank	USD1,200,000	2.38%	7/7/2027	1,157,544	0.01%
European Stability Mechanism	EUR1,000,000	1.13%	3/5/2032	1,157,165	0.01%
European Investment Bank	EUR1,000,000	0.38%	14/4/2026	1,142,466	0.01%
Council of Europe Development Bank	EUR1,000,000	0.38%	8/6/2026	1,139,276	0.01%
International Bank for Reconstruction & Development	EUR964,000	1.20%	8/8/2034	1,115,705	0.01%
Inter-American Development Bank	AUD1,500,000	3.75%	25/7/2022	1,106,024	0.01%
Asian Development Bank	USD1,100,000	2.75%	17/3/2023	1,104,859	0.01%
Asian Development Bank	USD1,125,000	1.75%	8/6/2021	1,103,415	0.01%
International Bank for Reconstruction & Development	EUR1,000,000	0.63%	12/1/2033	1,083,608	0.01%
European Financial Stability Facility	EUR800,000	2.35%	29/7/2044	1,081,603	0.01%
IDB Trust Services Ltd.	USD1,100,000	1.83%	12/3/2020	1,080,959	0.01%
Asian Development Bank	USD1,100,000	1.75%	13/9/2022	1,066,200	0.01%

Asian Development Bank	NZD1,500,000	3.50%	30/5/2024	1,045,753	0.01%
Inter-American Development Bank	USD1,100,000	2.00%	2/6/2026	1,044,571	0.01%
International Bank for Reconstruction & Development	NZD1,500,000	3.38%	25/1/2022	1,035,636	0.01%
European Investment Bank	USD1,000,000	3.13%	14/12/2023	1,019,651	0.01%
European Stability Mechanism	EUR1,000,000	0.88%	18/7/2042	1,019,297	0.01%
European Investment Bank	USD1,000,000	2.88%	15/8/2023	1,008,060	0.01%
Corp. Andina de Fomento	USD1,023,000	2.20%	18/7/2020	1,008,026	0.01%
European Investment Bank	EUR700,000	3.00%	14/10/2033	1,006,719	0.01%
International Bank for Reconstruction & Development	USD1,000,000	2.75%	23/7/2021	1,004,193	0.01%
European Financial Stability Facility	EUR800,000	3.38%	5/7/2021	1,000,059	0.01%
Inter-American Development Bank	USD1,000,000	1.75%	14/4/2022	973,183	0.01%
African Development Bank	USD985,000	2.13%	16/11/2022	966,166	0.01%
EUROFIMA	EUR845,000	0.25%	9/2/2024	963,238	0.01%
Asian Development Bank	USD950,000	1.75%	10/1/2020	942,304	0.01%
International Bank for Reconstruction & Development	USD950,000	1.38%	24/5/2021	923,864	0.01%
European Stability Mechanism	USD938,000	2.13%	3/11/2022	918,542	0.01%
European Investment Bank	EUR700,000	2.13%	15/1/2024	884,574	0.01%
IDB Trust Services Ltd.	USD900,000	2.39%	12/4/2022	876,663	0.01%
Inter-American Development Bank	USD850,000	3.13%	18/9/2028	869,972	0.01%
Asian Development Bank	USD870,000	2.50%	2/11/2027	848,622	0.01%
International Bank for Reconstruction & Development	USD800,000	1.63%	10/2/2022	776,728	0.01%
European Investment Bank	AUD1,000,000	5.00%	22/8/2022	768,419	0.01%
European Investment Bank	EUR500,000	4.00%	15/4/2030	764,591	0.01%
European Union	EUR600,000	2.75%	4/4/2022	752,941	0.01%
African Development Bank	USD750,000	1.25%	26/7/2021	724,876	0.01%
European Investment Bank	GBP500,000	5.38%	7/6/2021	700,639	0.01%
European Bank for Reconstruction & Development	USD700,000	2.00%	1/2/2021	691,844	0.01%
International Bank for Reconstruction & Development	USD700,000	2.50%	29/7/2025	690,130	0.01%
Council of Europe Development Bank	EUR550,000	1.75%	24/4/2024	684,133	0.01%
European Stability Mechanism	USD670,000	3.00%	23/10/2020	673,857	0.01%
European Union	EUR600,000	0.75%	4/4/2031	672,802	0.01%
African Development Bank	USD650,000	3.00%	20/9/2023	658,336	0.01%
International Bank for Reconstruction & Development	USD625,000	3.00%	27/9/2023	634,996	0.01%
European Financial Stability Facility	EUR500,000	2.13%	19/2/2024	629,676	0.01%
European Investment Bank	EUR450,000	2.63%	15/3/2035	623,841	0.01%
Banque Ouest Africaine de Developpement	USD600,000	5.50%	6/5/2021	610,382	0.01%
Corp. Andina de Fomento	CHF600,000	0.50%	26/2/2026	604,991	0.01%

	元本	利率	償還日	公正価格 (米ドル)	純資産総額 比率
European Stability Mechanism	EUR500,000	1.00%	23/9/2025	596,748	0.01%
European Financial Stability Facility	EUR500,000	1.38%	7/6/2021	595,309	0.01%
International Finance Corp.	USD600,000	1.75%	30/3/2020	593,872	0.01%
Inter-American Development Bank	USD600,000	2.13%	18/1/2022	591,579	0.01%

European Stability Mechanism	EUR500,000	0.50%	2/3/2026	576,460	0.01%
European Investment Bank	EUR500,000	1.00%	14/3/2031	575,781	0.01%
European Investment Bank	GBP350,000	3.88%	8/6/2037	568,897	0.01%
Council of Europe Development Bank	USD567,000	1.63%	10/3/2020	560,577	0.01%
European Bank for Reconstruction & Development	USD550,000	2.75%	7/3/2023	551,981	0.01%
European Investment Bank	EUR400,000	2.75%	13/9/2030	551,001	0.01%
European Financial Stability Facility	EUR500,000	1.38%	31/5/2047	547,400	0.01%
Asian Development Bank	USD550,000	1.88%	18/2/2022	537,973	0.01%
European Investment Bank	CHF500,000	2.38%	10/7/2020	530,478	0.01%
European Investment Bank	EUR350,000	2.75%	15/3/2040	503,423	0.01%
Inter-American Development Bank	USD500,000	2.50%	18/1/2023	496,992	0.01%
Nordic Investment Bank	USD500,000	2.25%	1/2/2021	496,787	0.01%
International Development Association	USD495,000	2.75%	24/4/2023	496,635	0.01%
European Investment Bank	USD500,000	2.50%	15/10/2024	494,254	0.01%
Asian Development Bank	USD480,000	3.13%	26/9/2028	491,300	0.01%
International Bank for Reconstruction & Development	USD400,000	7.63%	19/1/2023	475,537	0.01%
European Financial Stability Facility	EUR400,000	1.63%	17/7/2020	471,389	0.01%
African Development Bank	USD475,000	1.88%	16/3/2020	470,830	0.00%
Arab Petroleum Investments Corp.	USD460,000	4.13%	18/9/2023	460,312	0.00%
African Development Bank	EUR400,000	0.13%	7/10/2026	443,313	0.00%
International Finance Corp.	USD450,000	2.13%	7/4/2026	431,739	0.00%
European Stability Mechanism	EUR370,000	0.10%	3/11/2020	427,072	0.00%
European Investment Bank	GBP200,000	4.63%	12/10/2054	416,100	0.00%
Inter-American Development Bank	USD400,000	1.88%	16/6/2020	395,777	0.00%
International Bank for Reconstruction & Development	USD400,000	1.38%	30/3/2020	394,143	0.00%
Inter-American Development Bank	AUD500,000	4.75%	27/8/2024	392,479	0.00%
Corp. Andina de Fomento	USD400,000	2.75%	6/1/2023	391,393	0.00%
International Bank for Reconstruction & Development	USD395,000	2.13%	13/12/2021	390,173	0.00%
European Investment Bank	USD400,000	1.38%	15/9/2021	387,308	0.00%
International Finance Corp.	USD396,000	1.13%	20/7/2021	381,713	0.00%
Council of Europe Development Bank	AUD500,000	6.00%	8/10/2020	374,223	0.00%
European Investment Bank	CAD500,000	1.13%	18/2/2020	362,601	0.00%
International Bank for Reconstruction & Development	AUD500,000	3.00%	19/10/2026	358,311	0.00%
European Investment Bank	EUR250,000	3.50%	15/4/2027	355,559	0.00%
European Investment Bank	GBP200,000	6.00%	7/12/2028	351,315	0.00%
EUROFIMA	EUR300,000	0.25%	25/4/2023	344,735	0.00%
International Finance Corp.	NZD500,000	3.63%	20/5/2020	341,937	0.00%
Inter-American Development Bank	USD350,000	2.13%	15/1/2025	338,565	0.00%
Nordic Investment Bank	USD350,000	1.25%	2/8/2021	338,116	0.00%
European Investment Bank	EUR250,000	3.00%	28/9/2022	320,060	0.00%
European Financial Stability Facility	EUR250,000	1.88%	23/5/2023	309,446	0.00%
International Finance Corp.	USD300,000	2.88%	31/7/2023	302,893	0.00%
Council of Europe Development Bank	USD300,000	2.63%	13/2/2023	299,847	0.00%
Nordic Investment Bank	USD300,000	2.50%	28/4/2020	299,647	0.00%
Asian Development Bank	AUD400,000	6.25%	5/3/2020	294,555	0.00%
European Investment Bank	EUR250,000	1.50%	15/7/2020	294,361	0.00%

European Investment Bank	CAD400,000	2.25%	30/7/2021	293,589	0.00%
European Investment Bank	USD300,000	2.00%	15/12/2022	293,086	0.00%
Asian Development Bank	USD290,000	2.88%	27/11/2020	291,519	0.00%
European Bank for Reconstruction & Development	USD300,000	1.50%	2/11/2021	291,055	0.00%
IDB Trust Services Ltd.	USD300,000	2.26%	26/9/2022	288,492	0.00%
European Investment Bank	USD300,000	2.13%	13/4/2026	287,205	0.00%
European Investment Bank	EUR200,000	2.75%	15/9/2025	265,645	0.00%
European Investment Bank	GBP200,000	2.25%	7/3/2020	258,502	0.00%
International Bank for Reconstruction & Development	GBP200,000	1.38%	15/12/2020	256,205	0.00%
African Development Bank	USD250,000	2.38%	23/9/2021	248,408	0.00%
European Stability Mechanism	EUR200,000	1.85%	1/12/2055	242,259	0.00%
European Investment Bank	USD250,000	2.38%	24/5/2027	240,898	0.00%
Asian Development Bank	USD250,000	2.00%	22/1/2025	239,799	0.00%
European Stability Mechanism	EUR200,000	1.38%	4/3/2021	237,349	0.00%
European Investment Bank	AUD300,000	4.75%	7/8/2024	234,858	0.00%
European Financial Stability Facility	EUR200,000	0.50%	20/1/2023	234,056	0.00%
Asian Development Bank	USD235,000	1.50%	22/1/2020	232,356	0.00%
European Union	EUR200,000	0.25%	4/7/2020	231,068	0.00%
	元本	利率	償還日	公正価格 (米ドル)	純資産総額 比率
European Financial Stability Facility	EUR150,000	3.38%	3/4/2037	226,798	0.00%
European Financial Stability Facility	EUR150,000	3.00%	4/9/2034	213,754	0.00%
European Financial Stability Facility	EUR200,000	1.20%	17/2/2045	212,857	0.00%
Nordic Investment Bank	USD200,000	2.88%	19/7/2023	201,846	0.00%
European Union	EUR150,000	2.50%	4/11/2027	199,794	0.00%
Asian Development Bank	USD200,000	2.75%	19/1/2028	198,319	0.00%
Asian Development Bank	USD200,000	2.63%	12/1/2027	197,556	0.00%
African Development Bank	USD200,000	1.38%	12/2/2020	197,341	0.00%
Nordic Investment Bank	USD200,000	1.63%	20/11/2020	196,334	0.00%
Nordic Investment Bank	USD200,000	1.50%	29/9/2020	196,181	0.00%
Council of Europe Development Bank	USD200,000	1.63%	16/3/2021	195,852	0.00%
Asian Development Bank	USD200,000	1.88%	10/8/2022	194,989	0.00%
Asian Development Bank	USD200,000	2.00%	24/4/2026	189,922	0.00%
African Export-Import Bank	USD200,000	4.13%	20/6/2024	189,200	0.00%
Banque Ouest Africaine de Developpement	USD200,000	5.00%	27/7/2027	188,074	0.00%
European Investment Bank	CAD250,000	1.13%	16/9/2021	177,928	0.00%
European Investment Bank	EUR100,000	3.63%	14/3/2042	165,552	0.00%
European Investment Bank	USD160,000	1.63%	15/12/2020	156,932	0.00%
European Union	EUR100,000	3.38%	4/4/2038	155,649	0.00%
International Bank for Reconstruction & Development	AUD200,000	5.00%	7/3/2022	152,434	0.00%
Inter-American Development Bank	USD150,000	3.00%	4/10/2023	152,221	0.00%
Asian Development Bank	USD150,000	2.25%	20/1/2021	149,080	0.00%
International Bank for Reconstruction & Development	USD150,000	2.13%	1/11/2020	148,734	0.00%
European Investment Bank	CAD200,000	2.38%	18/1/2023	147,046	0.00%
Inter-American Development Bank	CAD200,000	1.88%	20/3/2020	146,190	0.00%
European Investment Bank	GBP100,000	2.50%	31/10/2022	133,090	0.00%

European Financial Stability Facility	EUR100,000	3.50%	4/2/2022	127,736	0.00%
European Investment Bank	USD100,000	4.88%	15/2/2036	123,574	0.00%
Council of Europe Development Bank	EUR100,000	0.75%	9/6/2025	117,877	0.00%
Asian Development Bank	USD110,000	2.38%	10/8/2027	106,233	0.00%
European Investment Bank	USD100,000	4.00%	16/2/2021	102,910	0.00%
European Investment Bank	USD100,000	2.88%	15/9/2020	100,402	0.00%
European Bank for Reconstruction & Development	USD100,000	1.50%	16/3/2020	98,658	0.00%
International Finance Corp.	CAD100,000	2.38%	19/7/2023	73,455	0.00%
Inter-American Development Bank	USD50,000	3.88%	28/10/2041	55,513	0.00%
Asian Development Bank	CAD50,000	1.38%	11/6/2020	36,249	0.00%
Inter-American Development Bank	USD35,000	1.88%	15/3/2021	34,505	0.00%
				283,233,594	2.53%

スウェーデン 0.91% (2017: 0.88%)

Sweden Government Bond	SEK(kr)55,000,000	1.50%	13/11/2023	6,664,120	0.06%
Swedbank Hypotek AB	SEK(kr)48,000,000	1.00%	16/12/2020	5,517,197	0.05%
Lansforsakringar Hypotek AB	SEK(kr)35,000,000	1.25%	20/9/2023	4,042,596	0.04%
Swedbank Hypotek AB	SEK(kr)34,000,000	1.00%	15/6/2022	3,915,086	0.04%
Sweden Government Bond	SEK(kr)30,200,000	5.00%	1/12/2020	3,759,718	0.03%
Danske Hypotek AB	SEK(kr)32,000,000	1.00%	20/12/2023	3,654,919	0.03%
Sweden Government Bond	SEK(kr)26,000,000	1.00%	12/11/2026	3,090,671	0.03%
Kommuninvest I Sverige AB	SEK(kr)25,000,000	0.75%	22/2/2023	2,852,129	0.03%
Stadshypotek AB	EUR2,000,000	0.63%	10/11/2021	2,328,709	0.02%
Nordea Hypotek AB	SEK(kr)20,000,000	1.25%	20/9/2023	2,311,573	0.02%
Kommuninvest I Sverige AB	SEK(kr)20,000,000	1.00%	13/11/2023	2,293,486	0.02%
Skandinaviska Enskilda Banken AB	SEK(kr)19,000,000	1.50%	15/12/2021	2,218,848	0.02%
Sveriges Sakerstallda Obligationer AB	SEK(kr)19,000,000	1.00%	17/3/2021	2,186,014	0.02%
Nordea Hypotek AB	SEK(kr)17,000,000	1.00%	8/4/2022	1,956,391	0.02%
Swedbank Hypotek AB	EUR1,500,000	0.45%	23/8/2023	1,728,899	0.02%
Sweden Government International Bond	USD1,535,000	1.63%	6/4/2020	1,516,775	0.01%
Tele2 AB	EUR1,200,000	1.13%	15/5/2024	1,360,507	0.01%
Tele2 AB	EUR1,200,000	2.13%	15/5/2028	1,357,047	0.01%
Svensk Exportkredit AB	GBP1,000,000	0.63%	7/12/2020	1,260,245	0.01%
Swedbank AB	GBP1,000,000	1.63%	28/12/2022	1,259,201	0.01%
Sweden Government International Bond	USD1,255,000	1.88%	2/11/2020	1,238,045	0.01%
Akelius Residential Property AB	EUR1,128,000	1.13%	14/3/2024	1,220,564	0.01%
Lansforsakringar Hypotek AB	SEK(kr)10,000,000	3.25%	16/9/2020	1,191,421	0.01%
Nordea Hypotek AB	SEK(kr)10,000,000	3.25%	17/6/2020	1,182,807	0.01%
Nordea Bank Abp	USD1,200,000	3.75%	30/8/2023	1,182,684	0.01%
Stadshypotek AB	SEK(kr)10,000,000	1.50%	1/6/2023	1,169,331	0.01%
Stadshypotek AB	SEK(kr)10,000,000	1.50%	15/12/2021	1,168,370	0.01%
Skandinaviska Enskilda Banken AB	USD1,200,000	1.88%	13/9/2021	1,155,064	0.01%

	元本	利率	償還日	公正価格 (米ドル)	純資産総額 比率
Nordea Bank Abp	EUR1,000,000	1.13%	27/9/2027	1,154,907	0.01%
Sveriges Sakerstallda Obligationer AB	EUR1,000,000	0.63%	30/10/2025	1,144,070	0.01%
Svenska Handelsbanken AB	EUR1,000,000	0.25%	28/2/2022	1,140,307	0.01%
Kommuninvest I Sverige AB	USD1,125,000	3.00%	16/11/2021	1,135,818	0.01%

Telia Co. AB^	EUR1,000,000	3.00%	4/4/2078	1,117,429	0.01%
Fastighets AB Balder	EUR1,000,000	1.88%	14/3/2025	1,093,636	0.01%
Sweden Government Bond	SEK(kr)8,000,000	2.50%	12/5/2025	1,036,479	0.01%
Stadshypotek AB	USD1,050,000	1.75%	9/4/2020	1,035,972	0.01%
Swedbank AB	USD1,050,000	2.80%	14/3/2022	1,029,545	0.01%
Skandinaviska Enskilda Banken AB^	EUR833,000	1.38%	31/10/2028	931,875	0.01%
Danske Hypotek AB	SEK(kr)8,000,000	1.00%	21/12/2022	917,797	0.01%
Sweden Government Bond	SEK(kr)7,000,000	3.50%	1/6/2022	889,724	0.01%
Sweden Government Bond	SEK(kr)5,500,000	3.50%	30/3/2039	879,880	0.01%
Svenska Handelsbanken AB	EUR700,000	1.13%	14/12/2022	820,261	0.01%
Svensk Exportkredit AB	USD800,000	2.75%	7/10/2020	800,379	0.01%
Svensk Exportkredit AB	USD765,000	2.00%	30/8/2022	742,465	0.01%
Svenska Handelsbanken AB	EUR600,000	2.25%	27/8/2020	711,317	0.01%
Svenska Handelsbanken AB	USD700,000	3.90%	20/11/2023	705,933	0.01%
Nordea Bank Abp	EUR600,000	0.88%	26/6/2023	682,104	0.01%
Svenska Handelsbanken AB^	EUR600,000	1.63%	5/3/2029	678,750	0.01%
Skandinaviska Enskilda Banken AB	EUR571,000	0.30%	17/2/2022	652,729	0.01%
Stadshypotek AB	SEK(kr)5,000,000	4.25%	17/6/2020	599,255	0.01%
Nordea Bank Abp	USD600,000	2.50%	17/9/2020	592,088	0.01%
Svensk Exportkredit AB	USD600,000	1.75%	28/8/2020	590,458	0.01%
Skandinaviska Enskilda Banken AB	EUR500,000	1.50%	25/2/2020	582,820	0.01%
Skandinaviska Enskilda Banken AB	EUR500,000	0.15%	11/2/2021	574,783	0.01%
Swedbank Hypotek AB	EUR500,000	0.15%	10/2/2021	574,778	0.01%
Essity AB	EUR500,000	0.50%	5/3/2020	573,750	0.01%
Securitas AB	EUR500,000	1.13%	20/2/2024	569,398	0.01%
Sveriges Sakerstallda Obligationer AB	EUR500,000	1.25%	19/4/2033	566,187	0.01%
Sweden Government Bond	SEK(kr)4,000,000	2.25%	1/6/2032	529,993	0.01%
Skandinaviska Enskilda Banken AB	USD500,000	2.63%	15/3/2021	492,995	0.01%
SKF AB	EUR400,000	1.63%	2/12/2022	473,380	0.01%
Swedbank AB	EUR400,000	0.40%	29/8/2023	453,207	0.00%
Skandinaviska Enskilda Banken AB	USD425,000	2.45%	27/5/2020	420,262	0.00%
Svenska Handelsbanken AB	USD425,000	1.88%	7/9/2021	410,555	0.00%
Atlas Copco AB	EUR370,000	0.63%	30/8/2026	408,077	0.00%
Kommuninvest I Sverige AB	USD400,000	3.00%	23/3/2022	403,818	0.00%
Nordea Bank Abp^	EUR300,000	1.88%	10/11/2025	348,692	0.00%
Stadshypotek AB	EUR300,000	0.38%	22/2/2023	345,561	0.00%
SBAB Bank AB	EUR300,000	0.50%	11/5/2021	345,034	0.00%
Sweden Government International Bond	EUR300,000	0.05%	12/2/2020	344,715	0.00%
Securitas AB	EUR300,000	1.25%	6/3/2025	340,774	0.00%
Autoliv, Inc.	EUR300,000	0.75%	26/6/2023	340,285	0.00%
Kommuninvest I Sverige AB	USD320,000	2.75%	22/10/2020	320,441	0.00%
Telia Co. AB	EUR300,000	1.63%	23/2/2035	314,167	0.00%
Svensk Exportkredit AB	USD300,000	1.75%	18/5/2020	296,378	0.00%
Swedbank AB	USD300,000	2.65%	10/3/2021	296,167	0.00%
Lansforsakringar Hypotek AB	EUR250,000	0.25%	12/4/2023	286,298	0.00%
Molnlycke Holding AB	EUR250,000	1.88%	28/2/2025	282,250	0.00%
Sweden Government International Bond	USD280,000	2.38%	15/2/2021	278,884	0.00%
Skandinaviska Enskilda Banken AB	USD250,000	2.30%	11/3/2020	247,477	0.00%
Kommuninvest I Sverige AB	USD250,000	1.63%	1/9/2020	245,823	0.00%

Svenska Handelsbanken AB	USD250,000	2.45%	30/3/2021	245,231	0.00%
Svenska Handelsbanken AB	USD250,000	1.95%	8/9/2020	244,482	0.00%
Alfa Laval Treasury International AB	EUR200,000	1.38%	12/9/2022	235,493	0.00%
Nordea Bank Abp	EUR200,000	1.13%	12/2/2025	234,595	0.00%
Sveriges Sakerstallda Obligationer AB	EUR200,000	0.25%	20/1/2021	230,417	0.00%
Nordea Bank Abp	USD200,000	4.88%	13/5/2021	203,449	0.00%
Svensk Exportkredit AB	USD200,000	3.13%	8/11/2021	202,535	0.00%
Svensk Exportkredit AB	USD200,000	2.88%	14/3/2023	200,997	0.00%
Svenska Handelsbanken AB	USD200,000	3.35%	24/5/2021	200,000	0.00%
Skandinaviska Enskilda Banken AB	USD200,000	2.63%	17/11/2020	197,600	0.00%
Vattenfall AB	GBP100,000	6.88%	15/4/2039	194,108	0.00%
Kommuninvest I Sverige AB	USD194,000	1.75%	19/3/2020	191,953	0.00%
Nordea Bank Abp	GBP100,000	2.38%	2/6/2022	129,820	0.00%
Telia Co. AB	EUR100,000	3.63%	14/2/2024	129,704	0.00%
Svenska Handelsbanken AB	EUR100,000	4.38%	20/10/2021	127,569	0.00%

	元本	利率	償還日	公正価格 (米ドル)	純資産総額 比率
Securitas AB	EUR100,000	2.63%	22/2/2021	120,044	0.00%
Stadshypotek AB	EUR100,000	1.63%	30/10/2020	118,051	0.00%
Skandinaviska Enskilda Banken AB	EUR100,000	0.75%	16/6/2022	117,068	0.00%
Skandinaviska Enskilda Banken AB	EUR100,000	0.63%	30/1/2023	116,503	0.00%
Swedbank Hypotek AB	EUR100,000	0.38%	11/3/2022	115,546	0.00%
Svenska Handelsbanken AB	USD100,000	5.13%	30/3/2020	102,369	0.00%
Sweden Government International Bond	USD100,000	2.38%	15/2/2023	99,057	0.00%
Svensk Exportkredit AB	USD100,000	1.75%	10/3/2021	98,101	0.00%
Sweden Government International Bond	USD89,000	1.25%	8/9/2021	85,840	0.00%
Vattenfall AB	EUR50,000	6.25%	17/3/2021	64,819	0.00%
Telia Co. AB	EUR50,000	4.75%	16/11/2021	64,215	0.00%
Nordea Bank Abp	EUR50,000	4.00%	29/6/2020	60,610	0.00%
				101,662,720	0.91%

スイス 1.12% (2017: 1.08%)

Pfandbriefbank schweizerischer Hypothekarinstitute AG	CHF4,600,000	2.13%	28/6/2023	5,156,844	0.05%
Swiss Confederation Government Bond	CHF4,300,000	1.25%	28/5/2026	4,891,915	0.04%
Swiss Confederation Government Bond	CHF4,000,000	1.25%	11/6/2024	4,456,888	0.04%
Pfandbriefzentrale der schweizerischen Kantonalbanken AG	CHF4,000,000	0.13%	12/3/2024	4,108,338	0.04%
Pfandbriefzentrale der schweizerischen Kantonalbanken AG	CHF4,000,000	0.00%	25/7/2023	4,091,507	0.04%
Credit Suisse AG	EUR3,200,000	1.75%	15/1/2021	3,794,490	0.03%
Swiss Confederation Government Bond	CHF2,425,000	4.00%	8/4/2028	3,432,096	0.03%
Zuercher Kantonalbank	CHF3,000,000	1.25%	31/1/2022	3,193,344	0.03%
UBS Group Funding Switzerland AG	EUR2,395,000	1.50%	30/11/2024	2,753,392	0.03%
Zuercher Kantonalbank	CHF2,500,000	2.13%	29/6/2022	2,753,211	0.03%
Glencore Funding LLC	USD3,050,000	3.88%	27/10/2027	2,743,643	0.03%
Zuercher Kantonalbank	CHF2,500,000	0.13%	13/5/2026	2,537,972	0.02%
Pfandbriefbank schweizerischer Hypothekarinstitute AG	CHF2,100,000	1.38%	14/11/2024	2,312,855	0.02%

Swiss Confederation Government Bond	CHF2,000,000	0.00%	22/6/2029	2,065,733	0.02%
Pfandbriefzentrale der schweizerischen Kantonalbanken AG	CHF2,000,000	0.63%	1/11/2030	2,058,752	0.02%
Swiss Confederation Government Bond	CHF1,900,000	2.00%	28/4/2021	2,053,226	0.02%
Pfandbriefbank schweizerischer Hypothekarinstitute AG	CHF2,000,000	0.50%	15/6/2029	2,050,517	0.02%
Glencore Finance Canada Ltd.	USD2,050,000	4.25%	25/10/2022	2,044,875	0.02%
Pfandbriefbank schweizerischer Hypothekarinstitute AG	CHF2,000,000	0.13%	6/9/2028	1,988,785	0.02%
Lunar Funding V for Swisscom AG	EUR1,600,000	1.13%	12/10/2026	1,824,230	0.02%
Credit Suisse Group AG	USD1,800,000	4.28%	9/1/2028	1,730,351	0.02%
Roche Finance Europe BV	EUR1,400,000	0.50%	27/2/2023	1,625,988	0.02%
Swiss Confederation Government Bond	CHF1,200,000	1.50%	30/4/2042	1,540,840	0.01%
Pfandbriefbank schweizerischer Hypothekarinstitute AG	CHF1,400,000	1.00%	21/5/2024	1,505,535	0.01%
UBS Group Funding Switzerland AG	USD1,500,000	4.25%	23/3/2028	1,475,979	0.01%
Credit Suisse Group AG	USD1,500,000	3.57%	9/1/2023	1,462,486	0.01%
Credit Suisse Group Funding Guernsey Ltd.	USD1,450,000	3.45%	16/4/2021	1,446,191	0.01%
Swiss Confederation Government Bond	CHF700,000	4.00%	6/1/2049	1,443,954	0.01%
Pfandbriefbank schweizerischer Hypothekarinstitute AG	CHF1,300,000	1.13%	16/11/2023	1,401,257	0.01%
UBS AG	GBP1,000,000	1.25%	10/12/2020	1,263,996	0.01%
Canton of Vaud	CHF1,000,000	2.00%	24/10/2033	1,232,704	0.01%
UBS Group Funding Switzerland AG	USD1,250,000	3.49%	23/5/2023	1,220,266	0.01%
Roche Holdings, Inc.	USD1,200,000	3.35%	30/9/2024	1,199,473	0.01%
Argentum Netherlands BV for Zurich Insurance Co., Ltd.^	EUR1,000,000	3.50%	1/10/2046	1,178,512	0.01%
Credit Suisse AG	EUR1,000,000	0.75%	17/9/2021	1,166,683	0.01%
Swiss Confederation Government Bond	CHF700,000	2.00%	25/6/2064	1,158,856	0.01%
Novartis Finance SA	EUR1,000,000	0.50%	14/8/2023	1,155,590	0.01%
Richemont International Holding SA	EUR1,000,000	1.00%	26/3/2026	1,135,241	0.01%
ELM BV for Swiss Reinsurance Co., Ltd.^	EUR1,000,000	2.60%	1/9/2025	1,134,524	0.01%
Pfandbriefbank schweizerischer Hypothekarinstitute AG	CHF1,000,000	1.50%	15/12/2025	1,116,890	0.01%
Pfandbriefzentrale der schweizerischen Kantonalbanken AG	CHF1,000,000	1.38%	19/3/2027	1,114,624	0.01%
Swiss Confederation Government Bond	CHF1,000,000	0.50%	27/5/2030	1,083,891	0.01%
Pfandbriefzentrale der schweizerischen Kantonalbanken AG	CHF1,000,000	1.00%	13/2/2023	1,066,580	0.01%
Roche Holdings, Inc.	USD1,050,000	2.88%	29/9/2021	1,045,204	0.01%
UBS AG	USD1,000,000	2.20%	8/6/2020	985,291	0.01%
Swiss Confederation Government Bond	CHF700,000	3.25%	27/6/2027	926,730	0.01%
Novartis Finance SA	EUR800,000	1.13%	30/9/2027	920,856	0.01%
Pfandbriefbank schweizerischer Hypothekarinstitute AG	CHF800,000	1.50%	2/8/2033	910,259	0.01%
Credit Suisse Group AG^	EUR800,000	1.25%	17/7/2025	893,596	0.01%
UBS Group Funding Switzerland AG^	USD900,000	2.86%	15/8/2023	863,754	0.01%
Pfandbriefbank schweizerischer Hypothekarinstitute AG	CHF750,000	1.25%	29/9/2023	813,049	0.01%
Roche Holdings, Inc.	USD775,000	3.00%	10/11/2025	753,580	0.01%
UBS Group Funding Switzerland AG	USD750,000	4.13%	15/4/2026	741,089	0.01%

	元本	利率	償還日	公正価格 (米ドル)	純資産総額 比率
Credit Suisse Group AG ^	USD750,000	3.87%	12/1/2029	696,417	0.01%
Canton of Zurich	CHF600,000	1.25%	3/12/2032	673,768	0.01%
Glencore Finance Canada Ltd.	USD725,000	5.55%	25/10/2042	673,405	0.01%
Pfandbriefbank schweizerischer Hypothekarinstitute AG	CHF700,000	0.38%	8/7/2039	649,784	0.01%
Glencore Finance Canada Ltd.	USD625,000	4.95%	15/11/2021	640,918	0.01%
Pfandbriefbank schweizerischer Hypothekarinstitute AG	CHF600,000	1.00%	25/1/2036	634,194	0.01%
Credit Suisse Group Funding Guernsey Ltd.	USD625,000	4.55%	17/4/2026	620,525	0.01%
Novartis Capital Corp.	USD625,000	1.80%	14/2/2020	617,584	0.01%
Credit Suisse Group AG ^	GBP500,000	2.13%	12/9/2025	603,767	0.01%
Pfandbriefzentrale der schweizerischen Kantonalbanken AG	CHF600,000	0.50%	30/3/2034	594,230	0.01%
UBS AG	EUR500,000	1.13%	30/6/2020	580,320	0.01%
Swiss Confederation Government Bond	CHF500,000	1.50%	24/7/2025	572,936	0.01%
Nestle Holdings, Inc.	USD575,000	4.00%	24/9/2048	562,063	0.01%
Pfandbriefzentrale der schweizerischen Kantonalbanken AG	CHF500,000	1.63%	31/10/2024	557,676	0.01%
Glencore Canada Financial Corp.	GBP400,000	7.38%	27/5/2020	545,535	0.01%
UBS Group Funding Switzerland AG	USD550,000	3.00%	15/4/2021	543,652	0.01%
Swiss Confederation Government Bond	CHF350,000	3.50%	8/4/2033	525,817	0.01%
Pfandbriefzentrale der schweizerischen Kantonalbanken AG	CHF500,000	0.50%	6/4/2020	513,053	0.01%
Nestle Holdings, Inc.	USD500,000	3.50%	24/9/2025	501,250	0.01%
Glencore Funding LLC	USD500,000	4.63%	29/4/2024	495,625	0.01%
UBS AG	USD500,000	2.35%	26/3/2020	494,327	0.00%
Novartis Capital Corp.	USD500,000	2.40%	17/5/2022	487,179	0.00%
Novartis Capital Corp.	USD500,000	3.70%	21/9/2042	480,570	0.00%
Canton of Geneva Switzerland	CHF420,000	1.50%	5/3/2032	478,752	0.00%
Swiss Confederation Government Bond	CHF400,000	1.25%	27/6/2037	478,401	0.00%
Nestle Finance International Ltd.	EUR400,000	0.75%	16/5/2023	466,012	0.00%
Novartis Capital Corp.	USD475,000	2.40%	21/9/2022	462,296	0.00%
Swiss Confederation Government Bond	CHF300,000	2.50%	8/3/2036	421,363	0.00%
LafargeHolcim Finance US LLC	USD450,000	3.50%	22/9/2026	409,453	0.00%
Roche Holdings, Inc.	USD425,000	2.63%	15/5/2026	400,073	0.00%
Swiss Confederation Government Bond	CHF300,000	2.25%	22/6/2031	390,079	0.00%
Syngenta Finance NV	USD400,000	5.18%	24/4/2028	371,329	0.00%
Glencore Funding LLC	USD400,000	4.00%	27/3/2027	363,743	0.00%
UBS Group Funding Switzerland AG	EUR300,000	2.13%	4/3/2024	357,671	0.00%
Argentum Netherlands BV for Givaudan SA	EUR300,000	2.00%	17/9/2030	349,416	0.00%
Glencore Finance Europe Ltd.	EUR300,000	1.63%	18/1/2022	344,757	0.00%
Swiss Confederation Government Bond	CHF320,000	0.50%	24/5/2055	339,152	0.00%
Pfandbriefbank schweizerischer Hypothekarinstitute AG	CHF300,000	1.38%	30/11/2021	319,786	0.00%
Nestle Holdings, Inc.	USD300,000	3.10%	24/9/2021	301,500	0.00%
Syngenta Finance NV	USD300,000	3.93%	23/4/2021	295,853	0.00%
UBS AG	EUR250,000	1.38%	16/4/2021	295,422	0.00%

Novartis Capital Corp.	USD275,000	4.00%	20/11/2045	277,541	0.00%
Credit Suisse Group Funding Guernsey Ltd.	USD250,000	2.75%	26/3/2020	247,961	0.00%
Credit Suisse Group Funding Guernsey Ltd.	USD250,000	4.88%	15/5/2045	247,574	0.00%
Coca-Cola HBC Finance BV	EUR200,000	1.88%	11/11/2024	240,583	0.00%
Novartis Capital Corp.	USD200,000	4.40%	24/4/2020	203,897	0.00%
Novartis Capital Corp.	USD200,000	3.40%	6/5/2024	200,421	0.00%
Credit Suisse Group Funding Guernsey Ltd.	USD200,000	3.80%	15/9/2022	198,983	0.00%
Syngenta Finance NV	USD200,000	3.70%	24/4/2020	198,701	0.00%
UBS AG	USD200,000	2.45%	1/12/2020	196,546	0.00%
Roche Holdings, Inc.	USD200,000	1.75%	28/1/2022	192,163	0.00%
Syngenta Finance NV	USD200,000	4.44%	24/4/2023	191,901	0.00%
Glencore Funding LLC	USD200,000	4.00%	16/4/2025	189,250	0.00%
Syngenta Finance NV	USD197,000	4.89%	24/4/2025	185,205	0.00%
Roche Holdings, Inc.	USD200,000	2.38%	28/1/2027	183,554	0.00%
Roche Holdings, Inc.	USD175,000	4.00%	28/11/2044	177,725	0.00%
LafargeHolcim Finance US LLC	USD200,000	4.75%	22/9/2046	171,913	0.00%
Novartis Capital Corp.	USD150,000	3.10%	17/5/2027	145,418	0.00%
Credit Suisse Group Funding Guernsey Ltd.	GBP100,000	3.00%	27/5/2022	130,133	0.00%
Nestle Holdings, Inc.	GBP100,000	1.75%	9/12/2020	128,311	0.00%
Aquarius & Investments PLC for Zurich Insurance Co., Ltd.^	EUR100,000	4.25%	2/10/2043	124,720	0.00%
Nestle Finance International Ltd.	EUR100,000	1.75%	12/9/2022	121,103	0.00%
Novartis Capital Corp.	USD125,000	3.00%	20/11/2025	120,937	0.00%
Adecco International Financial Services BV	EUR100,000	1.50%	22/11/2022	118,588	0.00%
Novartis Finance SA	EUR100,000	0.75%	9/11/2021	116,601	0.00%
Syngenta Finance NV	EUR100,000	1.88%	2/11/2021	115,881	0.00%
Geberit International BV	EUR100,000	0.69%	30/3/2021	115,585	0.00%
Glencore Finance Europe Ltd.	EUR100,000	1.25%	17/3/2021	114,812	0.00%

	元本	利率	償還日	公正価格 (米ドル)	純資産総額 比率
LafargeHolcim Sterling Finance Netherlands BV	GBP100,000	3.00%	12/5/2032	113,600	0.00%
Novartis Capital Corp.	USD100,000	4.40%	6/5/2044	106,269	0.00%
ABB Treasury Center USA, Inc.	USD100,000	4.00%	15/6/2021	101,659	0.00%
UBS Group Funding Switzerland AG	USD100,000	4.13%	24/9/2025	99,178	0.00%
UBS Group Funding Switzerland AG	USD100,000	2.95%	24/9/2020	98,919	0.00%
Glencore Funding LLC	USD100,000	4.13%	30/5/2023	98,125	0.00%
Credit Suisse AG	USD100,000	3.63%	9/9/2024	97,943	0.00%
Syngenta Finance NV	EUR100,000	1.25%	10/9/2027	97,510	0.00%
Glencore Funding LLC	USD100,000	3.00%	27/10/2022	95,167	0.00%
ABB Finance USA, Inc.	USD75,000	3.80%	3/4/2028	75,135	0.00%
Zurich Finance UK plc^	GBP50,000	6.63%	2/10/2022	69,379	0.00%
Nestle Finance International Ltd.	EUR50,000	1.25%	4/5/2020	58,260	0.00%
ABB Finance USA, Inc.	USD50,000	2.80%	3/4/2020	49,828	0.00%
ABB Finance USA, Inc.	USD50,000	3.38%	3/4/2023	49,801	0.00%
				125,002,865	1.12%

タイ 0.32% (2017: 0.29%)

Thailand Government Bond	THB120,000,000	3.65%	20/6/2031	4,021,084	0.04%
Thailand Government Bond	THB95,000,000	3.40%	17/6/2036	3,061,407	0.03%

Thailand Government Bond	THB100,000,000	1.88%	17/6/2022	3,056,130	0.03%
Thailand Government Bond	THB80,000,000	3.85%	12/12/2025	2,686,459	0.02%
Thailand Government Bond	THB70,000,000	4.88%	22/6/2029	2,583,862	0.02%
Thailand Government Bond	THB90,500,000	2.88%	17/6/2046	2,583,380	0.02%
Thailand Government Bond	THB75,000,000	2.55%	26/6/2020	2,329,821	0.02%
Thailand Government Bond	THB70,000,000	3.63%	16/6/2023	2,285,582	0.02%
Thailand Government Bond	THB65,000,000	3.78%	25/6/2032	2,196,800	0.02%
Thailand Government Bond	THB65,000,000	3.58%	17/12/2027	2,172,517	0.02%
Thailand Government Bond	THB50,000,000	2.88%	17/12/2028	1,584,171	0.02%
Thailand Government Bond	THB42,000,000	4.00%	17/6/2066	1,366,612	0.01%
Thailand Government Bond	THB34,400,000	4.68%	29/6/2044	1,309,110	0.01%
Thailand Government Bond	THB30,000,000	3.65%	17/12/2021	966,876	0.01%
Thailand Government Bond	THB20,000,000	5.67%	13/3/2028	775,254	0.01%
Thailand Government Bond	THB19,000,000	4.26%	12/12/2037	681,140	0.01%
Bangkok Bank PCL	USD500,000	3.88%	27/9/2022	503,646	0.01%
Thailand Government Bond	THB10,000,000	4.85%	17/6/2061	390,789	0.00%
Thailand Government Bond	THB10,000,000	3.80%	14/6/2041	332,560	0.00%
PTTEP Canada International Finance Ltd.	USD200,000	6.35%	12/6/2042	237,500	0.00%
Thailand Government Bond	THB7,500,000	3.60%	17/6/2067	220,697	0.00%
PTTEP Canada International Finance Ltd.	USD200,000	5.69%	5/4/2021	209,244	0.00%
PTT PCL	USD200,000	4.50%	25/10/2042	186,474	0.00%
				35,741,115	0.32%
アラブ首長国連邦 0.08% (2017: 0.09%)					
Abu Dhabi National Energy Co. PJSC	USD2,700,000	5.88%	13/12/2021	2,845,444	0.03%
Abu Dhabi Government International Bond	USD2,100,000	3.13%	11/10/2027	2,010,786	0.02%
Abu Dhabi National Energy Co. PJSC	USD600,000	4.88%	23/4/2030	603,286	0.01%
Abu Dhabi Crude Oil Pipeline LLC	USD500,000	4.60%	2/11/2047	489,085	0.01%
DIB Sukuk Ltd.	USD500,000	3.66%	14/2/2022	488,910	0.01%
Abu Dhabi Government International Bond	USD500,000	3.13%	3/5/2026	484,294	0.00%
DP World Ltd.	USD400,000	6.85%	2/7/2037	446,737	0.00%
First Abu Dhabi Bank PJSC	USD300,000	2.25%	11/2/2020	295,323	0.00%
Dolphin Energy Ltd. LLC	USD200,000	5.50%	15/12/2021	208,270	0.00%
Waha Aerospace BV	USD206,000	3.93%	28/7/2020	206,000	0.00%
ADCB Finance Cayman Ltd.	USD200,000	4.50%	6/3/2023	199,364	0.00%
Abu Dhabi National Energy Co. PJSC	USD200,000	4.38%	22/6/2026	197,829	0.00%
Emirates Telecommunications Group Co. PJSC	EUR100,000	2.75%	18/6/2026	123,476	0.00%
Dubai Electricity & Water Authority	USD100,000	7.38%	21/10/2020	106,609	0.00%
				8,705,413	0.08%
英国 4.40% (2017: 4.65%)					
United Kingdom Gilt	GBP17,250,000	1.50%	22/7/2047	20,403,459	0.18%
United Kingdom Gilt	GBP13,700,000	1.50%	22/1/2021	17,711,672	0.16%
United Kingdom Gilt	GBP13,329,000	0.75%	22/7/2023	16,862,200	0.15%
United Kingdom Gilt	GBP10,500,000	1.25%	22/7/2027	13,455,533	0.12%
United Kingdom Gilt	GBP5,920,000	4.25%	7/12/2055	12,670,612	0.11%
United Kingdom Gilt	GBP9,800,000	1.75%	7/9/2037	12,493,449	0.11%
United Kingdom Gilt	GBP9,200,000	1.50%	22/7/2026	12,080,695	0.11%
United Kingdom Gilt ¹	GBP5,847,000	4.25%	7/12/2046	11,376,085	0.10%

	元本	利率	償還日	公正価格 (米ドル)	純資産総額 比率
United Kingdom Gilt	GBP5,525,000	3.75%	22/7/2052	10,579,143	0.10%
United Kingdom Gilt	GBP5,900,000	4.50%	7/9/2034	10,501,751	0.09%
United Kingdom Gilt	GBP5,950,000	4.25%	7/3/2036	10,478,040	0.09%
United Kingdom Gilt	GBP5,670,000	3.50%	22/1/2045	9,690,110	0.09%
United Kingdom Gilt	GBP6,500,000	2.00%	7/9/2025	8,812,203	0.08%
United Kingdom Gilt	GBP5,030,000	3.25%	22/1/2044	8,210,132	0.07%
United Kingdom Gilt	GBP6,100,000	1.75%	22/7/2019	7,810,990	0.07%
United Kingdom Gilt ¹	GBP3,800,000	4.50%	7/12/2042	7,372,591	0.07%
United Kingdom Gilt	GBP5,610,000	1.63%	22/10/2071	6,927,119	0.06%
United Kingdom Gilt	GBP4,150,000	4.25%	7/12/2027	6,673,450	0.06%
United Kingdom Gilt	GBP4,700,000	1.63%	22/10/2028	6,178,352	0.06%
United Kingdom Gilt	GBP3,750,000	3.75%	7/9/2020	5,012,881	0.05%
United Kingdom Gilt	GBP2,994,000	5.00%	7/3/2025	4,727,429	0.04%
United Kingdom Gilt	GBP2,940,000	2.75%	7/9/2024	4,115,951	0.04%
United Kingdom Gilt	GBP2,260,000	4.75%	7/12/2030	3,939,116	0.04%
United Kingdom Gilt	GBP2,050,000	4.25%	7/12/2040	3,779,649	0.03%
United Kingdom Gilt	GBP1,680,000	4.00%	22/1/2060	3,574,246	0.03%
United Kingdom Gilt	GBP1,850,000	4.25%	7/9/2039	3,366,191	0.03%
United Kingdom Gilt	GBP1,700,000	4.75%	7/12/2038	3,263,420	0.03%
United Kingdom Gilt	GBP1,609,000	3.50%	22/7/2068	3,253,038	0.03%
United Kingdom Gilt	GBP1,770,000	4.25%	7/6/2032	3,005,020	0.03%
United Kingdom Gilt	GBP2,280,000	2.00%	22/7/2020	2,959,423	0.03%
United Kingdom Gilt	GBP1,850,000	2.50%	22/7/2065	2,946,998	0.03%
United Kingdom Gilt	GBP1,820,000	1.75%	22/7/2057	2,328,274	0.02%
HSBC Holdings plc [^]	GBP1,700,000	2.18%	27/6/2023	2,136,047	0.02%
United Kingdom Gilt	GBP1,500,000	3.75%	7/9/2021	2,061,780	0.02%
United Kingdom Gilt	GBP1,000,000	4.25%	7/12/2049	2,010,157	0.02%
BAT International Finance plc	USD2,000,000	2.75%	15/6/2020	1,965,706	0.02%
BG Energy Capital plc	EUR1,500,000	2.25%	21/11/2029	1,829,056	0.02%
AA Bond Co., Ltd.	GBP1,500,000	4.88%	31/7/2024	1,816,038	0.02%
BAT Capital Corp.	GBP1,500,000	2.13%	15/8/2025	1,814,483	0.02%
CYBG plc [^]	GBP1,500,000	4.00%	25/9/2026	1,775,736	0.02%
HSBC Holdings plc [^]	EUR1,550,000	1.50%	4/12/2024	1,772,162	0.02%
Pension Insurance Corp. plc	GBP1,200,000	8.00%	23/11/2026	1,734,093	0.02%
Heathrow Funding Ltd.	GBP1,000,000	5.88%	13/5/2041	1,730,575	0.02%
Santander UK plc	EUR1,500,000	0.38%	20/9/2023	1,712,527	0.02%
BP Capital Markets plc	EUR1,500,000	1.59%	3/7/2028	1,707,468	0.02%
BP Capital Markets plc	USD1,700,000	3.54%	4/11/2024	1,686,572	0.02%
Bank of England Euro Note	USD1,682,000	2.50%	5/3/2021	1,679,531	0.02%
Lloyds Banking Group plc	USD1,700,000	4.05%	16/8/2023	1,673,364	0.02%
Cadent Finance plc	EUR1,500,000	0.63%	22/9/2024	1,666,113	0.02%
Rolls-Royce plc	EUR1,500,000	0.88%	9/5/2024	1,657,481	0.02%
Barclays Bank plc	GBP1,100,000	4.25%	12/1/2022	1,511,952	0.01%
Investec Bank plc [^]	GBP1,200,000	4.25%	24/7/2028	1,470,809	0.01%
Phoenix Group Holdings plc	EUR1,500,000	4.38%	24/1/2029	1,467,805	0.01%
GlaxoSmithKline Capital plc	EUR1,200,000	1.75%	21/5/2030	1,392,412	0.01%
Coca-Cola European Partners plc	EUR1,200,000	1.50%	8/11/2027	1,376,622	0.01%
BAE Systems Finance, Inc.	USD1,135,000	7.50%	1/7/2027	1,374,429	0.01%

Barclays plc	USD1,400,000	3.20%	10/8/2021	1,361,444	0.01%
Co.-Operative Bank plc	GBP1,000,000	4.75%	11/11/2021	1,353,672	0.01%
AstraZeneca plc	USD1,375,000	2.38%	16/11/2020	1,350,387	0.01%
Places for People Homes Ltd.	GBP1,056,000	3.63%	22/11/2028	1,347,252	0.01%
HSBC Holdings plc^	GBP1,110,000	2.26%	13/11/2026	1,344,015	0.01%
Broadgate Financing plc	GBP893,000	5.10%	5/4/2033	1,304,010	0.01%
Nationwide Building Society	USD1,400,000	4.00%	14/9/2026	1,278,127	0.01%
HSBC Holdings plc	USD1,300,000	4.38%	23/11/2026	1,260,194	0.01%
Nationwide Building Society	EUR1,000,000	4.63%	8/2/2021	1,253,997	0.01%
Channel Link Enterprises Finance plc^	GBP1,000,000	3.04%	30/6/2050	1,251,891	0.01%
Lloyds Banking Group plc^	EUR1,150,000	0.63%	15/1/2024	1,251,525	0.01%
HSBC Holdings plc	USD1,250,000	2.95%	25/5/2021	1,232,081	0.01%
Compass Group plc	GBP1,000,000	2.00%	3/7/2029	1,231,557	0.01%
HSBC Holdings plc^	USD1,200,000	4.29%	12/9/2026	1,183,195	0.01%
Lloyds Banking Group plc	USD1,500,000	4.34%	9/1/2048	1,182,655	0.01%
Yorkshire Building Society	EUR1,069,000	0.88%	20/3/2023	1,174,222	0.01%
BP Capital Markets America, Inc.	USD1,250,000	3.02%	16/1/2027	1,173,975	0.01%
Lloyds Banking Group plc^	EUR1,100,000	1.75%	7/9/2028	1,166,907	0.01%
Vodafone Group plc	USD1,200,000	4.38%	30/5/2028	1,164,713	0.01%
Nationwide Building Society	EUR1,000,000	1.13%	31/5/2028	1,149,446	0.01%
	元本	利率	償還日	公正価格 (米ドル)	純資産総額 比率
Channel Link Enterprises Finance plc^	EUR1,000,000	1.76%	30/6/2050	1,142,513	0.01%
Connect Plus M25 Issuer plc	GBP892,854	2.61%	31/3/2039	1,141,355	0.01%
BP Capital Markets plc	EUR1,000,000	0.90%	3/7/2024	1,140,824	0.01%
Dignity Finance plc	GBP837,710	3.55%	31/12/2034	1,113,982	0.01%
DS Smith plc	EUR1,000,000	1.38%	26/7/2024	1,101,585	0.01%
Vodafone Group plc	EUR1,000,000	2.88%	20/11/2037	1,100,639	0.01%
Rolls-Royce plc	EUR1,000,000	1.63%	9/5/2028	1,098,910	0.01%
Nationwide Building Society^	USD1,100,000	3.77%	8/3/2024	1,058,750	0.01%
Nationwide Building Society^	EUR1,000,000	2.00%	25/7/2029	1,058,500	0.01%
Cadent Finance plc	GBP832,000	1.13%	22/9/2021	1,044,010	0.01%
Lloyds Banking Group plc	USD1,100,000	4.58%	10/12/2025	1,035,360	0.01%
BP Capital Markets plc	GBP800,000	2.27%	3/7/2026	1,010,476	0.01%
United Kingdom Gilt	GBP550,000	6.00%	7/12/2028	1,010,475	0.01%
BP Capital Markets plc	USD1,000,000	3.56%	1/11/2021	1,006,480	0.01%
HSBC Holdings plc^	USD1,000,000	3.95%	18/5/2024	990,000	0.01%
HSBC Holdings plc	USD1,000,000	3.60%	25/5/2023	989,244	0.01%
Coventry Building Society	GBP800,000	1.88%	24/10/2023	982,214	0.01%
HSBC Holdings plc	EUR800,000	2.50%	15/3/2027	962,015	0.01%
HSBC Holdings plc^	USD1,000,000	4.04%	13/3/2028	956,608	0.01%
Royal Bank of Scotland Group plc^	USD1,000,000	4.89%	18/5/2029	953,968	0.01%
Reckitt Benckiser Treasury Services plc	USD975,000	2.38%	24/6/2022	937,561	0.01%
BAT Capital Corp.	USD1,050,000	3.56%	15/8/2027	931,633	0.01%
BP Capital Markets plc	EUR803,000	1.12%	25/1/2024	930,831	0.01%
Lloyds Bank plc	EUR800,000	0.63%	14/9/2022	925,935	0.01%
Coca-Cola European Partners plc	EUR800,000	1.13%	26/5/2024	925,395	0.01%

Standard Chartered plc	USD950,000	4.05%	12/4/2026	901,807	0.01%
BUPA Finance plc	GBP671,000	5.00%	8/12/2026	894,620	0.01%
Prudential plc^	GBP700,000	5.63%	20/10/2051	889,373	0.01%
Rolls-Royce plc	USD925,000	3.63%	14/10/2025	883,529	0.01%
Quadgas Finance plc	GBP700,000	3.38%	17/9/2029	882,452	0.01%
Nationwide Building Society^	USD900,000	4.36%	1/8/2024	881,861	0.01%
Wales & West Utilities Finance plc	GBP700,000	3.00%	3/8/2038	869,980	0.01%
Royal Bank of Scotland Group plc^	USD900,000	5.08%	27/1/2030	867,695	0.01%
Pension Insurance Corp. plc	GBP700,000	5.63%	20/9/2030	845,453	0.01%
Sky Ltd.	USD850,000	3.75%	16/9/2024	841,530	0.01%
British Telecommunications plc	USD600,000	9.63%	15/12/2030	816,834	0.01%
Segro plc	GBP700,000	2.88%	11/10/2037	810,798	0.01%
Babcock International Group plc	GBP700,000	1.88%	5/10/2026	802,475	0.01%
Diageo Finance plc	EUR700,000	1.00%	22/4/2025	801,111	0.01%
HSBC Holdings plc	USD800,000	5.25%	14/3/2044	799,841	0.01%
BAT Capital Corp.	USD975,000	4.54%	15/8/2047	781,297	0.01%
CPUK Finance Ltd.	GBP600,000	3.69%	28/8/2028	773,499	0.01%
NIE Finance plc	GBP600,000	2.50%	27/10/2025	765,735	0.01%
GlaxoSmithKline Capital, Inc.	USD600,000	6.38%	15/5/2038	760,561	0.01%
Legal & General Group plc^	GBP600,000	5.13%	14/11/2048	754,972	0.01%
Standard Chartered plc	USD800,000	4.30%	19/2/2027	753,434	0.01%
BUPA Finance plc	GBP600,000	2.00%	5/4/2024	752,292	0.01%
Southern Water Services Finance Ltd.	GBP550,000	5.00%	31/3/2021	751,305	0.01%
United Kingdom Gilt	GBP500,000	8.00%	7/6/2021	748,362	0.01%
Affordable Housing Finance plc	GBP525,000	2.89%	11/8/2043	744,912	0.01%
Virgin Money Holdings UK plc^	GBP625,000	3.38%	24/4/2026	743,339	0.01%
Wellcome Trust Ltd.	GBP665,000	2.52%	7/2/2118	740,583	0.01%
Annington Funding plc	GBP600,000	3.18%	12/7/2029	727,927	0.01%
Lloyds Banking Group plc	EUR627,000	0.75%	9/11/2021	712,983	0.01%
Society of Lloyd's^	GBP562,000	4.88%	7/2/2047	711,280	0.01%
Vodafone Group plc	USD750,000	5.25%	30/5/2048	706,068	0.01%
Sky Ltd.	EUR600,000	1.50%	15/9/2021	703,209	0.01%
Lloyds Banking Group plc	AUD1,000,000	4.25%	22/11/2027	698,063	0.01%
Phoenix Group Holdings plc	GBP550,000	4.13%	20/7/2022	693,668	0.01%
Diageo Finance plc	EUR600,000	1.50%	22/10/2027	693,283	0.01%
RELX Finance BV	EUR600,000	0.38%	22/3/2021	686,932	0.01%
Anglo American Capital plc	USD700,000	4.88%	14/5/2025	680,750	0.01%
Experian Finance plc	EUR600,000	1.38%	25/6/2026	680,013	0.01%
London & Quadrant Housing Trust Ltd.	GBP500,000	2.63%	5/5/2026	646,792	0.01%
Vodafone Group plc^	EUR600,000	3.10%	3/1/2079	641,280	0.01%
Anglian Water Services Financing plc	GBP500,000	2.75%	26/10/2029	637,325	0.01%
Land Securities Capital Markets plc	GBP500,000	2.40%	8/2/2029	634,513	0.01%
BAT International Finance plc	EUR600,000	2.25%	16/1/2030	628,919	0.01%

	元本	利率	償還日	公正価格 (米ドル)	純資産総額 比率
Reckitt Benckiser Treasury Services plc	USD675,000	3.00%	26/6/2027	627,963	0.01%
United Utilities Water Finance plc	GBP500,000	2.00%	14/2/2025	626,861	0.01%
Marks & Spencer plc	GBP500,000	3.00%	8/12/2023	626,592	0.01%

National Express Group plc	GBP500,000	2.50%	11/11/2023	625,421	0.01%
FCE Bank plc	GBP500,000	2.73%	3/6/2022	624,940	0.01%
Thames Water Utilities Finance plc	GBP500,000	1.88%	24/1/2024	618,203	0.01%
Thames Water Utilities Finance plc	GBP500,000	2.38%	3/5/2023	617,928	0.01%
Royal Bank of Scotland Group plc^	GBP500,000	2.88%	19/9/2026	609,378	0.01%
Annington Funding plc	GBP500,000	3.69%	12/7/2034	603,262	0.01%
Sky Ltd.	EUR500,000	2.25%	17/11/2025	600,834	0.01%
Narragansett Electric Co.	USD595,000	3.92%	1/8/2028	598,913	0.01%
Gatwick Funding Ltd.	GBP500,000	3.13%	28/9/2039	598,236	0.01%
Martlet Homes Ltd.	GBP500,000	3.00%	9/5/2052	588,131	0.01%
Vodafone Group plc	EUR500,000	1.25%	25/8/2021	584,137	0.01%
HSBC Holdings plc	EUR524,000	0.88%	6/9/2024	578,817	0.01%
Royal Bank of Scotland Group plc	USD600,000	3.88%	12/9/2023	575,491	0.01%
Lloyds Bank plc	EUR500,000	0.50%	11/4/2023	574,753	0.01%
Leeds Building Society	EUR500,000	0.13%	21/4/2020	572,659	0.01%
Yorkshire Building Society	EUR500,000	0.38%	11/4/2023	571,206	0.01%
G4S International Finance plc	EUR500,000	1.50%	9/1/2023	569,840	0.01%
Leeds Building Society	EUR500,000	0.50%	3/7/2024	569,081	0.01%
BP Capital Markets plc	EUR500,000	1.08%	26/6/2025	568,220	0.01%
Informa plc	EUR500,000	1.50%	5/7/2023	567,861	0.01%
Aviva plc	EUR500,000	1.88%	13/11/2027	567,545	0.01%
Pearson Funding Five plc	EUR500,000	1.38%	6/5/2025	564,076	0.01%
easyJet plc	EUR500,000	1.13%	18/10/2023	563,815	0.01%
Natwest Markets plc	EUR500,000	0.63%	2/3/2022	554,816	0.01%
FCE Bank plc	EUR500,000	0.87%	13/9/2021	553,926	0.01%
Standard Chartered plc^	EUR500,000	0.75%	3/10/2023	553,046	0.01%
Yorkshire Building Society^	GBP500,000	3.38%	13/9/2028	547,103	0.01%
Lloyds Banking Group plc	USD600,000	3.75%	11/1/2027	546,986	0.01%
Imperial Brands Finance plc	EUR500,000	1.38%	27/1/2025	546,616	0.01%
Royal Bank of Scotland Group plc^	EUR500,000	1.75%	2/3/2026	545,351	0.01%
SSE plc	EUR500,000	0.88%	6/9/2025	542,933	0.01%
Nationwide Building Society	GBP410,000	3.25%	20/1/2028	540,077	0.01%
Santander UK Group Holdings plc^	USD600,000	3.82%	3/11/2028	539,829	0.01%
Royal Bank of Scotland Group plc	USD550,000	5.13%	28/5/2024	534,004	0.01%
Centrica plc	GBP300,000	7.00%	19/9/2033	531,351	0.01%
Western Power Distribution plc	GBP400,000	3.63%	6/11/2023	528,152	0.01%
AstraZeneca plc	USD550,000	4.38%	16/11/2045	521,182	0.01%
BAT Capital Corp.	USD550,000	2.76%	15/8/2022	519,887	0.01%
Heathrow Funding Ltd.	GBP300,000	6.45%	10/12/2031	519,503	0.01%
Diageo Capital plc	USD500,000	4.83%	15/7/2020	512,842	0.01%
Compass Group plc	GBP400,000	2.00%	5/9/2025	509,449	0.01%
Royal Bank of Scotland Group plc	USD500,000	6.10%	10/6/2023	507,762	0.01%
Barclays Bank plc	USD500,000	5.14%	14/10/2020	506,237	0.01%
Student Finance plc	GBP400,000	2.67%	30/9/2024	502,570	0.01%
BP Capital Markets plc	USD500,000	3.81%	10/2/2024	501,090	0.01%
Severn Trent Utilities Finance plc	GBP400,000	2.75%	5/12/2031	496,723	0.01%
HSBC Holdings plc^	USD500,000	4.58%	19/6/2029	495,338	0.01%
BP Capital Markets America, Inc.	USD500,000	3.22%	28/11/2023	493,691	0.01%
Vodafone Group plc	USD500,000	3.75%	16/1/2024	492,820	0.01%
Barclays plc	USD500,000	3.25%	12/1/2021	489,737	0.01%

Barclays plc^	USD500,000	4.34%	16/5/2024	486,976	0.01%
Santander UK plc	USD500,000	2.13%	3/11/2020	486,413	0.01%
HSBC Holdings plc	USD500,000	2.65%	5/1/2022	485,225	0.01%
Lloyds Banking Group plc	USD500,000	3.00%	11/1/2022	482,750	0.01%
Notting Hill Housing Trust	GBP400,000	3.25%	12/10/2048	480,865	0.01%
Barclays plc^	USD500,000	4.97%	16/5/2029	480,627	0.01%
Mitchells & Butlers Finance plc	GBP334,073	6.01%	15/12/2028	480,030	0.01%
Royal Bank of Scotland Group plc^	USD500,000	3.50%	15/5/2023	479,526	0.01%
Santander UK Group Holdings plc	USD500,000	3.57%	10/1/2023	479,401	0.01%
Lloyds Banking Group plc	USD500,000	4.55%	16/8/2028	477,586	0.01%
DS Smith plc	GBP400,000	2.88%	26/7/2029	477,044	0.01%
United Utilities Water Ltd.	GBP300,000	5.63%	20/12/2027	476,936	0.01%
Dollar Tree, Inc.	USD500,000	4.20%	15/5/2028	473,944	0.01%
Santander UK Group Holdings plc	USD475,000	3.13%	8/1/2021	466,231	0.01%
Aviva plc^	GBP400,000	4.38%	12/9/2049	464,314	0.01%

	元本	利率	償還日	公正価格 (米ドル)	純資産総額 比率
SELP Finance Sarl	EUR427,000	1.50%	20/11/2025	464,085	0.01%
Santander UK plc	EUR400,000	1.13%	14/1/2022	461,617	0.01%
BAT Capital Corp.	USD500,000	3.22%	15/8/2024	460,477	0.01%
GlaxoSmithKline Capital, Inc.	USD450,000	3.88%	15/5/2028	456,670	0.01%
GlaxoSmithKline Capital plc	EUR400,000	0.00%	12/9/2020	456,491	0.01%
Mondi Finance plc	EUR400,000	1.50%	15/4/2024	455,316	0.01%
Reckitt Benckiser Treasury Services plc	USD475,000	2.75%	26/6/2024	451,743	0.01%
BAT Capital Corp.	EUR400,000	1.13%	16/11/2023	448,540	0.01%
G4S International Finance plc	EUR400,000	1.88%	24/5/2025	448,051	0.01%
CNH Industrial Finance Europe SA	EUR400,000	1.88%	19/1/2026	447,022	0.01%
CNH Industrial Finance Europe SA	EUR400,000	1.75%	12/9/2025	446,892	0.01%
Global Switch Holdings Ltd.	EUR400,000	1.50%	31/1/2024	445,698	0.00%
Vodafone Group plc	USD425,000	6.15%	27/2/2037	444,408	0.00%
Nationwide Building Society^	USD500,000	4.13%	18/10/2032	435,793	0.00%
Lloyds Bank plc	USD425,000	5.80%	13/1/2020	434,952	0.00%
Heathrow Funding Ltd.	EUR400,000	1.88%	12/7/2032	434,498	0.00%
Anglo American Capital plc	EUR400,000	1.63%	18/9/2025	432,467	0.00%
Nationwide Building Society^	USD450,000	4.30%	8/3/2029	419,062	0.00%
UNITE USAF II plc	GBP300,000	3.92%	30/6/2025	418,759	0.00%
Imperial Brands Finance plc	GBP300,000	4.88%	7/6/2032	417,338	0.00%
Yorkshire Water Finance plc	GBP300,000	3.63%	1/8/2029	415,479	0.00%
Network Rail Infrastructure Finance plc	GBP250,000	4.38%	9/12/2030	406,926	0.00%
BG Energy Capital plc	USD400,000	4.00%	15/10/2021	406,529	0.00%
Standard Chartered plc	USD400,000	5.20%	26/1/2024	405,887	0.00%
BUPA Finance plc	GBP300,000	3.38%	17/6/2021	396,906	0.00%
Lloyds Banking Group plc	USD400,000	4.45%	8/5/2025	392,500	0.00%
Rolls-Royce plc	USD400,000	2.38%	14/10/2020	392,370	0.00%
Royal Bank of Scotland Group plc^	USD400,000	4.52%	25/6/2024	392,082	0.00%
Imperial Brands Finance plc	USD400,000	4.25%	21/7/2025	391,797	0.00%
Sky Ltd.	GBP300,000	2.88%	24/11/2020	390,487	0.00%

BAT Capital Corp.	USD475,000	4.39%	15/8/2037	390,341	0.00%
London Stock Exchange Group plc	EUR349,000	1.75%	19/9/2029	388,221	0.00%
Southern Gas Networks plc	GBP300,000	2.50%	3/2/2025	384,208	0.00%
Lloyds Banking Group plc^	USD400,000	2.91%	7/11/2023	378,291	0.00%
Standard Chartered plc^	EUR341,000	1.63%	3/10/2027	372,184	0.00%
Prudential plc^	GBP300,000	6.25%	20/10/2068	371,464	0.00%
BAT International Finance plc	USD400,000	3.95%	15/6/2025	370,689	0.00%
Imperial Brands Finance plc	USD375,000	2.95%	21/7/2020	369,637	0.00%
HSBC Holdings plc	USD375,000	4.25%	18/8/2025	364,722	0.00%
Heathrow Funding Ltd.	CAD500,000	3.25%	21/5/2025	364,486	0.00%
Brambles Finance Ltd.	EUR300,000	2.38%	12/6/2024	363,418	0.00%
SSE plc	GBP250,000	5.88%	22/9/2022	362,527	0.00%
HSBC Holdings plc	CAD500,000	3.20%	5/12/2023	360,957	0.00%
BP Capital Markets plc	EUR300,000	1.95%	3/3/2025	359,629	0.00%
Sky Ltd.	EUR300,000	1.88%	24/11/2023	356,803	0.00%
Vodafone Group plc	EUR300,000	1.75%	25/8/2023	355,222	0.00%
Northumbrian Water Finance plc	GBP300,000	1.63%	11/10/2026	354,522	0.00%
GlaxoSmithKline Capital plc	USD350,000	3.13%	14/5/2021	349,959	0.00%
Nationwide Building Society	EUR300,000	0.75%	26/10/2022	349,220	0.00%
AstraZeneca plc	USD350,000	4.00%	17/1/2029	346,937	0.00%
Vodafone Group plc	USD350,000	4.13%	30/5/2025	345,318	0.00%
Lloyds Bank plc	EUR300,000	0.38%	18/1/2021	345,246	0.00%
Diageo Finance plc	EUR300,000	0.25%	22/10/2021	343,436	0.00%
Nationwide Building Society	EUR300,000	0.50%	23/2/2024	343,345	0.00%
East Finance plc	GBP200,000	5.49%	15/6/2042	341,294	0.00%
Western Power Distribution South West plc	GBP200,000	5.75%	23/3/2040	339,945	0.00%
Motability Operations Group plc	EUR300,000	0.88%	14/3/2025	339,745	0.00%
HSBC Holdings plc	GBP200,000	7.00%	7/4/2038	339,180	0.00%
HSBC Holdings plc^	USD350,000	3.03%	22/11/2023	337,703	0.00%
London Stock Exchange Group plc	EUR300,000	0.88%	19/9/2024	336,483	0.00%
British Telecommunications plc	EUR300,000	1.00%	21/11/2024	330,526	0.00%
FCE Bank plc	EUR300,000	1.62%	11/5/2023	327,625	0.00%
British Telecommunications plc	EUR300,000	1.50%	23/6/2027	326,541	0.00%
Anglo American Capital plc	USD325,000	4.13%	15/4/2021	325,406	0.00%
Affordable Housing Finance plc	GBP200,000	3.80%	20/5/2042	323,272	0.00%
South Eastern Power Networks plc	GBP200,000	5.63%	30/9/2030	319,861	0.00%
Santander UK plc	GBP200,000	5.75%	2/3/2026	319,548	0.00%
Affinity Water Finance 2004 plc	GBP200,000	5.88%	13/7/2026	318,929	0.00%
	元本	利率	償還日	公正価格 (米ドル)	純資産総額 比率
Hammerson plc	GBP200,000	7.25%	21/4/2028	316,905	0.00%
Northern Gas Networks Finance plc	GBP200,000	4.88%	15/11/2035	311,980	0.00%
Tritax Big Box plc	GBP250,000	2.63%	14/12/2026	309,039	0.00%
Vodafone Group plc	GBP200,000	5.63%	4/12/2025	305,022	0.00%
HSBC Holdings plc	GBP200,000	6.00%	29/3/2040	303,507	0.00%
Clydesdale Bank plc	GBP200,000	4.63%	8/6/2026	303,418	0.00%
GlaxoSmithKline Capital, Inc.	USD300,000	3.63%	15/5/2025	301,506	0.00%
GlaxoSmithKline Capital, Inc.	USD300,000	3.38%	15/5/2023	300,684	0.00%

Santander UK plc	USD300,000	3.40%	1/6/2021	298,557	0.00%
Thames Water Utilities Finance plc	GBP200,000	4.63%	4/6/2046	297,824	0.00%
Santander UK plc	USD300,000	2.38%	16/3/2020	296,434	0.00%
WPP Finance 2010	USD300,000	5.63%	15/11/2043	290,774	0.00%
CYBG plc^	GBP250,000	3.13%	22/6/2025	290,648	0.00%
HSBC Holdings plc	USD300,000	3.90%	25/5/2026	287,569	0.00%
United Utilities Water Ltd.	GBP200,000	5.75%	25/3/2022	287,280	0.00%
HSBC Capital Funding Dollar 1 LP^	USD200,000	10.18%	30/6/2030	287,007	0.00%
HSBC Holdings plc	USD270,000	4.88%	14/1/2022	279,265	0.00%
Barclays plc	USD300,000	3.65%	16/3/2025	278,218	0.00%
Motability Operations Group plc	GBP225,000	2.38%	14/3/2032	276,195	0.00%
WPP Finance SA	GBP200,000	6.38%	6/11/2020	275,227	0.00%
Aviva plc^	GBP200,000	6.63%	3/6/2041	274,564	0.00%
Vodafone Group plc	USD285,000	2.95%	19/2/2023	274,152	0.00%
Tritax Big Box plc	GBP225,000	3.13%	14/12/2031	273,635	0.00%
Centrica plc	GBP200,000	4.25%	12/9/2044	270,207	0.00%
Vodafone Group plc	USD325,000	4.38%	19/2/2043	269,611	0.00%
Electricity North West Ltd.	GBP150,000	8.88%	25/3/2026	269,347	0.00%
RI Finance Bonds No 3 plc	GBP200,000	6.13%	13/11/2028	269,313	0.00%
Experian Finance plc	GBP200,000	3.50%	15/10/2021	266,416	0.00%
Thames Water Utilities Finance plc	GBP200,000	3.50%	25/2/2028	264,520	0.00%
Legal & General Group plc^	GBP200,000	5.38%	27/10/2045	261,879	0.00%
Yorkshire Water Finance plc^	GBP200,000	3.75%	22/3/2046	261,804	0.00%
Intu SGS Finance plc	GBP200,000	4.63%	17/3/2028	261,330	0.00%
Transport for London	GBP200,000	2.13%	24/4/2025	258,180	0.00%
AA Bond Co., Ltd.	GBP200,000	6.27%	31/7/2025	258,022	0.00%
Vodafone Group plc	USD275,000	5.00%	30/5/2038	257,747	0.00%
Virgin Money plc	GBP200,000	2.25%	21/4/2020	254,195	0.00%
Vodafone Group plc	GBP250,000	3.00%	12/8/2056	253,343	0.00%
Kennedy Wilson Europe Real Estate Ltd.	GBP200,000	3.95%	30/6/2022	252,782	0.00%
Thames Water Utilities Finance plc	GBP150,000	6.75%	16/11/2028	251,125	0.00%
British Telecommunications plc	USD250,000	5.13%	4/12/2028	250,935	0.00%
Next plc	GBP200,000	3.63%	18/5/2028	249,384	0.00%
HSBC Holdings plc	USD250,000	3.40%	8/3/2021	249,268	0.00%
BP Capital Markets plc	USD250,000	3.06%	17/3/2022	247,612	0.00%
Southern Gas Networks plc	GBP200,000	3.10%	15/9/2036	247,058	0.00%
RELX Capital, Inc.	USD250,000	3.13%	15/10/2022	245,498	0.00%
Barclays Bank plc	USD250,000	2.65%	11/1/2021	245,215	0.00%
RAC Bond Co. plc	GBP200,000	4.87%	6/5/2026	243,160	0.00%
Land Securities Capital Markets plc	GBP200,000	2.63%	22/9/2037	242,044	0.00%
Urenco Finance NV	EUR200,000	2.38%	2/12/2024	241,752	0.00%
Vodafone Group plc^	GBP200,000	4.88%	3/10/2078	241,046	0.00%
HSBC Holdings plc	EUR200,000	3.13%	7/6/2028	240,589	0.00%
Segro plc	GBP200,000	2.38%	11/10/2029	240,329	0.00%
National Grid plc	EUR200,000	4.38%	10/3/2020	240,098	0.00%
HSBC Holdings plc	EUR200,000	3.00%	30/6/2025	239,576	0.00%
Vodafone Group plc	USD250,000	2.50%	26/9/2022	238,974	0.00%
Urenco Finance NV	EUR200,000	2.25%	5/8/2022	237,839	0.00%
Greene King Finance plc	GBP175,724	4.06%	15/3/2035	236,908	0.00%
BG Energy Capital plc	EUR200,000	1.25%	21/11/2022	236,083	0.00%

Unilever NV	EUR200,000	1.75%	5/8/2020	234,971	0.00%
Unilever NV	EUR200,000	1.00%	3/6/2023	234,001	0.00%
Unilever NV	EUR200,000	0.50%	3/2/2022	230,620	0.00%
Lloyds Bank plc	EUR200,000	0.50%	22/7/2020	230,499	0.00%
Yorkshire Building Society	EUR200,000	0.50%	19/6/2020	230,346	0.00%
Santander UK plc	EUR200,000	0.25%	9/8/2021	229,481	0.00%
BP Capital Markets America, Inc.	USD225,000	3.94%	21/9/2028	229,015	0.00%
British Telecommunications plc	EUR200,000	1.13%	10/3/2023	228,768	0.00%
Diageo Finance plc	EUR200,000	0.00%	17/11/2020	228,421	0.00%
HSBC Holdings plc	USD200,000	6.50%	2/5/2036	227,198	0.00%

	元本	利率	償還日	公正価格 (米ドル)	純資産総額 比率
Leeds Building Society	EUR200,000	1.38%	5/5/2022	226,743	0.00%
Smiths Group plc	EUR200,000	2.00%	23/2/2027	225,345	0.00%
RELX Capital, Inc.	EUR200,000	1.30%	12/5/2025	224,989	0.00%
SP Manweb plc	GBP150,000	4.88%	20/9/2027	224,154	0.00%
British Telecommunications plc	EUR200,000	2.13%	26/9/2028	223,907	0.00%
University of Oxford	GBP200,000	2.54%	8/12/2117	223,521	0.00%
G4S International Finance plc	EUR200,000	1.50%	2/6/2024	222,850	0.00%
National Westminster Bank plc	GBP150,000	5.13%	13/1/2024	221,195	0.00%
Vodafone Group plc	EUR200,000	0.50%	30/1/2024	220,972	0.00%
Niagara Mohawk Power Corp.	USD225,000	2.72%	28/11/2022	220,038	0.00%
Cadent Finance plc	GBP200,000	2.75%	22/9/2046	218,356	0.00%
University of Liverpool	GBP150,000	3.38%	25/6/2055	217,417	0.00%
Gatwick Funding Ltd.	GBP200,000	2.63%	7/10/2046	211,304	0.00%
Vodafone Group plc^	EUR200,000	4.20%	3/10/2078	208,625	0.00%
Diageo Investment Corp.	USD150,000	7.45%	15/4/2035	207,048	0.00%
HSBC Holdings plc	USD205,000	4.00%	30/3/2022	206,929	0.00%
Prudential plc^	GBP150,000	5.70%	19/12/2063	205,067	0.00%
Royal Bank of Scotland Group plc	USD200,000	6.00%	19/12/2023	203,523	0.00%
Royal Bank of Scotland Group plc	USD200,000	6.13%	15/12/2022	203,471	0.00%
HSBC Bank plc	USD200,000	4.13%	12/8/2020	202,621	0.00%
British Telecommunications plc	USD200,000	4.50%	4/12/2023	202,300	0.00%
GlaxoSmithKline Capital, Inc.	USD200,000	4.20%	18/3/2043	200,786	0.00%
Rolls-Royce plc	GBP150,000	3.38%	18/6/2026	200,644	0.00%
Santander UK plc	USD200,000	3.75%	15/11/2021	199,998	0.00%
British Transco International Finance BV	USD220,000	0.00%	4/11/2021	199,375	0.00%
Diageo Capital plc	USD200,000	3.88%	29/4/2043	197,943	0.00%
AstraZeneca plc	USD200,000	3.50%	17/8/2023	197,500	0.00%
Imperial Brands Finance plc	USD200,000	3.75%	21/7/2022	197,330	0.00%
HSBC Holdings plc	USD200,000	4.30%	8/3/2026	196,883	0.00%
Santander UK plc	USD200,000	5.00%	7/11/2023	196,134	0.00%
GlaxoSmithKline Capital, Inc.	USD200,000	2.80%	18/3/2023	195,958	0.00%
HSBC Holdings plc^	USD200,000	3.26%	13/3/2023	195,952	0.00%
BP Capital Markets plc	USD200,000	3.51%	17/3/2025	195,945	0.00%
Nationwide Building Society	USD200,000	3.90%	21/7/2025	194,293	0.00%
Lloyds Banking Group plc	USD200,000	4.50%	4/11/2024	193,039	0.00%
Standard Chartered plc^	USD200,000	4.87%	15/3/2033	190,841	0.00%
BP Capital Markets plc	USD200,000	3.28%	19/9/2027	190,097	0.00%

Barclays plc	USD200,000	4.38%	12/1/2026	190,097	0.00%
AstraZeneca plc	USD200,000	4.38%	17/8/2048	190,000	0.00%
Vodafone Group plc^	USD200,000	6.25%	3/10/2078	185,750	0.00%
THFC Funding No 2 plc	GBP100,000	6.35%	8/7/2039	183,142	0.00%
LCR Finance plc	GBP100,000	4.50%	7/12/2038	178,418	0.00%
Lloyds Banking Group plc^	USD200,000	3.57%	7/11/2028	178,138	0.00%
Barclays plc	USD200,000	4.95%	10/1/2047	177,833	0.00%
Lloyds Bank plc	EUR150,000	1.38%	16/4/2021	176,601	0.00%
BP Capital Markets America, Inc.	USD175,000	3.80%	21/9/2025	175,614	0.00%
NGG Finance plc^	EUR150,000	4.25%	18/6/2076	175,369	0.00%
South Eastern Power Networks plc	GBP100,000	6.38%	12/11/2031	172,623	0.00%
Lloyds Bank plc	GBP100,000	6.00%	8/2/2029	169,639	0.00%
Legal & General Finance plc	GBP100,000	5.88%	11/12/2031	169,547	0.00%
AstraZeneca plc	USD175,000	3.38%	16/11/2025	169,033	0.00%
BG Energy Capital plc	GBP100,000	5.00%	4/11/2036	168,990	0.00%
Circle Anglia Social Housing plc	GBP100,000	5.20%	2/3/2044	168,979	0.00%
Niagara Mohawk Power Corp.	USD175,000	4.12%	28/11/2042	168,498	0.00%
BAT International Finance plc	EUR200,000	2.00%	13/3/2045	168,241	0.00%
British Telecommunications plc	GBP100,000	6.38%	23/6/2037	166,868	0.00%
Diageo Finance plc	EUR148,000	0.50%	19/6/2024	166,309	0.00%
GlaxoSmithKline Capital plc	GBP100,000	5.25%	19/12/2033	166,186	0.00%
Transport for London	GBP100,000	4.00%	7/4/2064	164,751	0.00%
THFC Funding No 3 plc	GBP100,000	5.20%	11/10/2043	164,532	0.00%
Vodafone Group plc	USD150,000	6.25%	30/11/2032	163,951	0.00%
Northern Powergrid Yorkshire plc	GBP100,000	5.13%	4/5/2035	163,176	0.00%
Juturna European Loan Conduit No 16 plc	GBP105,938	5.06%	10/8/2033	162,587	0.00%
Western Power Distribution West Midlands plc	GBP100,000	5.75%	16/4/2032	161,903	0.00%
Eversholt Funding plc	GBP100,000	6.70%	22/2/2035	160,679	0.00%
Northumbrian Water Finance plc	GBP100,000	5.13%	23/1/2042	160,543	0.00%
Nationwide Building Society	GBP100,000	5.63%	28/1/2026	159,777	0.00%
Peabody Capital No 2 plc	GBP100,000	4.63%	12/12/2053	158,938	0.00%
	元本	利率	償還日	公正価格 (米ドル)	純資産総額 比率
BPHA Finance plc	GBP100,000	4.82%	11/4/2044	158,125	0.00%
Myriad Capital plc	GBP100,000	4.75%	20/12/2043	154,205	0.00%
Thames Water Utilities Finance plc	GBP100,000	5.13%	28/9/2037	154,005	0.00%
Lloyds Bank plc	GBP100,000	4.88%	30/3/2027	153,987	0.00%
HSBC Bank plc	USD150,000	4.75%	19/1/2021	153,878	0.00%
GlaxoSmithKline Capital plc	GBP100,000	4.25%	18/12/2045	153,709	0.00%
Heathrow Funding Ltd.	GBP100,000	7.13%	14/2/2024	152,902	0.00%
Imperial Brands Finance plc	GBP100,000	9.00%	17/2/2022	152,050	0.00%
HSBC Bank Capital Funding Sterling 1 LP^	GBP100,000	5.84%	5/11/2031	151,384	0.00%
Lloyds Bank plc	GBP100,000	5.13%	7/3/2025	151,114	0.00%
Together Housing Finance plc	GBP100,000	4.50%	17/12/2042	151,012	0.00%
Wellcome Trust Ltd.	EUR130,000	1.13%	21/1/2027	150,506	0.00%
EMH Treasury plc	GBP100,000	4.50%	29/1/2044	149,939	0.00%
AstraZeneca plc	USD125,000	6.45%	15/9/2037	149,725	0.00%

Notting Hill Housing Trust	GBP100,000	4.38%	20/2/2054	149,525	0.00%
Transport for London	GBP100,000	4.00%	12/9/2033	149,476	0.00%
RELX Capital, Inc.	USD150,000	3.50%	16/3/2023	148,312	0.00%
BP Capital Markets plc	CAD200,000	3.50%	9/11/2020	148,111	0.00%
BP Capital Markets plc	USD150,000	3.72%	28/11/2028	147,035	0.00%
Gatwick Funding Ltd.	GBP100,000	4.63%	27/3/2034	146,981	0.00%
Anglian Water Services Financing plc	GBP100,000	4.50%	5/10/2027	146,126	0.00%
HSBC Holdings plc	GBP100,000	5.75%	20/12/2027	145,703	0.00%
Guinness Partnership Ltd.	GBP100,000	4.00%	24/10/2044	143,606	0.00%
Transport for London	GBP100,000	3.63%	15/5/2045	143,537	0.00%
Wm Morrison Supermarkets plc	GBP100,000	4.75%	4/7/2029	143,371	0.00%
Metropolitan Funding plc	GBP100,000	4.13%	5/4/2048	143,183	0.00%
Western Power Distribution East Midlands plc	GBP100,000	5.25%	17/1/2023	142,979	0.00%
Lloyds Bank plc	USD150,000	3.50%	14/5/2025	141,408	0.00%
Sky Ltd.	GBP100,000	4.00%	26/11/2029	140,989	0.00%
Lloyds Banking Group plc	CAD200,000	3.50%	3/2/2025	140,665	0.00%
Barclays Bank plc	USD125,000	10.18%	12/6/2021	140,629	0.00%
Aspire Defence Finance plc	GBP91,671	4.67%	31/3/2040	140,619	0.00%
Motability Operations Group plc	GBP100,000	3.63%	10/3/2036	140,369	0.00%
AstraZeneca plc	USD150,000	3.13%	12/6/2027	139,691	0.00%
CRH Finance UK plc	GBP100,000	4.13%	2/12/2029	138,903	0.00%
British Telecommunications plc	GBP100,000	8.63%	26/3/2020	137,991	0.00%
Next plc	GBP100,000	5.38%	26/10/2021	137,929	0.00%
Santander UK plc	GBP100,000	5.13%	14/4/2021	137,740	0.00%
RL Finance Bonds No. 2 plc^	GBP100,000	6.13%	30/11/2043	137,709	0.00%
Scottish Widows Ltd.	GBP100,000	5.50%	16/6/2023	137,531	0.00%
CNH Industrial NV	USD150,000	3.85%	15/11/2027	137,250	0.00%
London & Quadrant Housing Trust Ltd.	GBP100,000	3.75%	27/10/2049	135,773	0.00%
Telereal Securitisation plc	GBP89,663	5.39%	10/12/2031	135,696	0.00%
Southern Water Services Finance Ltd.^	GBP100,000	4.50%	31/3/2038	135,562	0.00%
BUPA Finance plc	GBP100,000	5.00%	25/4/2023	135,338	0.00%
Severn Trent Utilities Finance plc	GBP100,000	3.63%	16/1/2026	135,316	0.00%
Lloyds Bank plc	EUR100,000	4.88%	13/1/2023	135,262	0.00%
Aviva plc^	GBP100,000	6.13%	14/11/2036	135,209	0.00%
BAE Systems Holdings, Inc.	USD135,000	4.75%	7/10/2044	134,974	0.00%
BAT International Finance plc	GBP100,000	4.00%	4/9/2026	134,640	0.00%
Firstgroup plc	GBP100,000	5.25%	29/11/2022	134,024	0.00%
Society of Lloyd's	GBP100,000	4.75%	30/10/2024	132,694	0.00%
Scotland Gas Networks plc	GBP100,000	3.25%	8/3/2027	132,347	0.00%
InterContinental Hotels Group plc	GBP100,000	3.75%	14/8/2025	132,229	0.00%
Arqiva Financing plc	GBP93,334	4.88%	31/12/2032	131,851	0.00%
Aviva plc^	GBP100,000	6.13%	29/9/2022	131,839	0.00%
RSA Insurance Group plc^	GBP100,000	5.13%	10/10/2045	130,883	0.00%
Intu Metrocentre Finance plc	GBP100,000	4.13%	6/12/2023	129,863	0.00%
Nationwide Building Society	EUR100,000	4.38%	28/2/2022	129,429	0.00%
Whitbread Group plc	GBP100,000	3.38%	16/10/2025	129,034	0.00%
Orbit Capital plc	GBP100,000	3.50%	24/3/2045	128,364	0.00%
Lloyds Bank plc	GBP100,000	1.75%	31/3/2022	128,293	0.00%
Vodafone Group plc	EUR100,000	4.65%	20/1/2022	128,155	0.00%

Swan Housing Capital plc	GBP100,000	3.63%	5/3/2048	127,885	0.00%
Aviva plc^	EUR100,000	6.13%	5/7/2043	127,033	0.00%
Nationwide Building Society	EUR100,000	2.25%	25/6/2029	126,311	0.00%
BAT International Finance plc	GBP100,000	1.75%	5/7/2021	126,232	0.00%
Prudential plc^	GBP100,000	5.00%	20/7/2055	126,208	0.00%
	元本	利率	償還日	公正価格 (米ドル)	純資産総額 比率
Hammerson plc	GBP100,000	3.50%	27/10/2025	125,593	0.00%
Santander UK plc	EUR100,000	4.25%	12/4/2021	125,225	0.00%
Bazalgette Finance plc	GBP100,000	2.38%	29/11/2027	124,518	0.00%
AA Bond Co., Ltd.	GBP105,000	2.88%	31/1/2022	124,267	0.00%
Diageo Finance plc	EUR100,000	2.38%	20/5/2026	123,888	0.00%
Barclays Bank UK plc	EUR100,000	4.00%	12/1/2021	123,588	0.00%
BAE Systems Holdings, Inc.	USD125,000	2.85%	15/12/2020	123,547	0.00%
BAE Systems Holdings, Inc.	USD125,000	3.85%	15/12/2025	123,361	0.00%
WPP Finance 2013	EUR100,000	3.00%	20/11/2023	123,207	0.00%
GlaxoSmithKline Capital plc	USD125,000	2.85%	8/5/2022	123,198	0.00%
BAT International Finance plc	EUR100,000	3.63%	9/11/2021	123,163	0.00%
Barclays Bank plc	EUR100,000	6.00%	14/1/2021	123,053	0.00%
Dwr Cymru Financing Ltd.	GBP100,000	2.50%	31/3/2036	122,330	0.00%
National Westminster Bank plc	EUR100,000	3.88%	19/10/2020	122,264	0.00%
Standard Chartered plc	EUR100,000	3.63%	23/11/2022	121,680	0.00%
Aviva plc^	GBP100,000	5.13%	4/6/2050	121,362	0.00%
SSE plc^	GBP100,000	3.63%	16/9/2077	121,221	0.00%
Woods Transmission plc	GBP88,863	3.45%	24/8/2034	121,220	0.00%
WPP Finance 2010	USD125,000	3.63%	7/9/2022	121,054	0.00%
BP Capital Markets plc	USD125,000	2.50%	6/11/2022	121,031	0.00%
Imperial Brands Finance plc	EUR100,000	3.38%	26/2/2026	120,931	0.00%
Cadent Finance plc	GBP100,000	3.13%	21/3/2040	120,255	0.00%
Vodafone Group plc	USD125,000	2.95%	19/2/2023	120,227	0.00%
BAT International Finance plc	EUR100,000	2.75%	25/3/2025	119,814	0.00%
Diageo Finance plc	EUR100,000	1.75%	23/9/2024	119,792	0.00%
AstraZeneca plc	USD100,000	6.45%	15/9/2037	119,507	0.00%
Bank of Scotland plc	EUR100,000	3.88%	7/2/2020	119,208	0.00%
ELM BV for RELX Finance BV	EUR100,000	2.50%	24/9/2020	118,962	0.00%
BP Capital Markets plc	EUR100,000	1.53%	26/9/2022	118,492	0.00%
HSBC Holdings plc	USD100,000	6.80%	1/6/2038	118,302	0.00%
Leeds Building Society	EUR100,000	2.63%	1/4/2021	117,621	0.00%
Standard Chartered plc	EUR100,000	3.13%	19/11/2024	117,547	0.00%
Yorkshire Building Society	EUR100,000	1.25%	11/6/2021	117,501	0.00%
BP Capital Markets plc	EUR100,000	1.11%	16/2/2023	116,369	0.00%
Hammerson plc	EUR100,000	2.00%	1/7/2022	115,540	0.00%
Santander UK plc	EUR100,000	0.88%	25/11/2020	115,314	0.00%
Nationwide Building Society	EUR100,000	0.38%	30/7/2020	115,073	0.00%
Babcock International Group plc	EUR100,000	1.75%	6/10/2022	115,072	0.00%
Aviva plc^	EUR100,000	3.88%	3/7/2044	115,045	0.00%
Santander UK plc	EUR100,000	0.88%	13/1/2020	114,971	0.00%
Nationwide Building Society	EUR100,000	0.13%	25/1/2021	114,597	0.00%
Gwynt y Mor OFTO plc	GBP88,080	2.78%	17/2/2034	114,421	0.00%

Unilever NV	EUR100,000	0.00%	29/4/2020	114,305	0.00%
FCE Bank plc	EUR100,000	1.11%	13/5/2020	114,144	0.00%
Unilever NV	EUR100,000	0.50%	29/4/2024	113,601	0.00%
Cadent Finance plc	GBP100,000	2.63%	22/9/2038	112,414	0.00%
Aviva plc^	EUR100,000	3.38%	4/12/2045	110,396	0.00%
FCE Bank plc	EUR100,000	1.13%	10/2/2022	110,314	0.00%
LCR Finance plc	GBP50,000	5.10%	7/3/2051	107,795	0.00%
Heathrow Funding Ltd.	EUR100,000	1.50%	11/2/2030	106,981	0.00%
HSBC Holdings plc	USD100,000	5.10%	5/4/2021	103,218	0.00%
Prudential plc	GBP62,000	5.88%	11/5/2029	102,739	0.00%
Vodafone Group plc	USD100,000	4.38%	16/3/2021	102,200	0.00%
Centrica plc	USD100,000	4.00%	16/10/2023	99,625	0.00%
BP Capital Markets plc	USD100,000	2.52%	15/1/2020	99,356	0.00%
Nvent Finance Sarl	USD100,000	4.55%	15/4/2028	99,125	0.00%
Trinity Acquisition plc	USD100,000	3.50%	15/9/2021	98,307	0.00%
Diageo Capital plc	USD100,000	2.63%	29/4/2023	96,915	0.00%
WPP Finance 2010	USD100,000	3.75%	19/9/2024	93,068	0.00%
AstraZeneca plc	USD100,000	4.00%	18/9/2042	90,173	0.00%
Network Rail Infrastructure Finance plc	GBP50,000	4.75%	29/11/2035	88,825	0.00%
Eastern Power Networks plc	GBP50,000	6.25%	12/11/2036	88,501	0.00%
Nats En Route plc	GBP59,900	5.25%	31/3/2026	86,826	0.00%
GlaxoSmithKline Capital plc	GBP50,000	5.25%	10/4/2042	86,539	0.00%
Southern Water Services Finance Ltd.	GBP50,000	6.64%	31/3/2026	81,406	0.00%
LCR Finance plc	GBP50,000	4.50%	7/12/2028	80,067	0.00%
Sky Ltd.	GBP50,000	6.00%	21/5/2027	79,406	0.00%
Broadgate Financing plc	GBP50,000	5.00%	5/10/2031	76,038	0.00%

	元本	利率	償還日	公正価格 (米ドル)	純資産総額 比率
Network Rail Infrastructure Finance plc	GBP50,000	4.75%	22/1/2024	74,411	0.00%
Citizens Financial Group, Inc.	USD75,000	4.30%	3/12/2025	74,038	0.00%
BAT International Finance plc	USD75,000	3.25%	7/6/2022	72,194	0.00%
Trinity Acquisition plc	USD70,000	4.40%	15/3/2026	69,629	0.00%
New England Power Co.	USD75,000	3.80%	5/12/2047	69,048	0.00%
Great Rolling Stock Co., Ltd.	GBP50,000	6.25%	27/7/2020	67,959	0.00%
GlaxoSmithKline Capital plc	EUR50,000	4.00%	16/6/2025	67,813	0.00%
Bank of Scotland plc	EUR50,000	4.50%	13/7/2021	63,521	0.00%
Nationwide Building Society	EUR50,000	6.75%	22/7/2020	62,078	0.00%
HSBC Bank plc	EUR50,000	4.00%	15/1/2021	61,513	0.00%
Mitchells & Butlers Finance plc	GBP42,745	5.57%	15/12/2030	61,358	0.00%
Lloyds Bank plc	EUR50,000	6.50%	24/3/2020	60,920	0.00%
BAT International Finance plc	EUR50,000	4.00%	7/7/2020	60,265	0.00%
Mead Johnson Nutrition Co.	USD50,000	5.90%	1/11/2039	59,746	0.00%
TechnipFMC plc	USD50,000	3.45%	1/10/2022	49,334	0.00%
Santander UK Group Holdings plc	USD50,000	4.75%	15/9/2025	47,126	0.00%
Lloyds Bank plc	USD25,000	6.50%	14/9/2020	26,131	0.00%
Standard Chartered plc	USD25,000	2.25%	17/4/2020	24,637	0.00%
				492,739,470	4.40%

米国 40.90% (2017: 39.74%)

US Treasury Note ¹	USD132,168,000	2.75%	15/9/2021	133,097,300	1.19%
US Treasury Note ¹	USD50,767,000	1.50%	15/8/2020	49,926,172	0.45%
US Treasury Note	USD37,224,000	2.00%	15/1/2021	36,851,760	0.33%
US Treasury Note	USD33,200,000	2.88%	31/5/2025	33,781,000	0.30%
US Treasury Note ¹	USD32,010,000	2.75%	31/5/2023	32,365,113	0.29%
US Treasury Note	USD32,725,000	1.88%	31/10/2022	31,988,688	0.29%
US Treasury Note ¹	USD30,215,000	1.75%	15/11/2020	29,794,824	0.27%
US Treasury Note ¹	USD29,415,000	1.38%	30/9/2020	28,835,892	0.26%
US Treasury Note	USD29,024,000	1.50%	15/7/2020	28,565,966	0.26%
US Treasury Note	USD28,000,000	2.50%	31/1/2025	27,899,374	0.25%
US Treasury Note	USD26,970,500	2.13%	31/12/2022	26,591,227	0.24%
US Treasury Note	USD26,124,000	2.75%	15/2/2028	26,266,867	0.24%
US Treasury Note	USD26,060,000	1.75%	30/6/2022	25,428,858	0.23%
US Treasury Note	USD24,832,000	2.63%	28/2/2023	24,960,039	0.22%
US Treasury Note	USD24,641,000	2.25%	15/2/2021	24,510,095	0.22%
US Treasury Note	USD24,900,000	1.88%	30/11/2021	24,491,486	0.22%
US Treasury Note	USD23,954,000	2.75%	31/8/2023	24,223,483	0.22%
US Treasury Bond	USD21,000,000	8.00%	15/11/2021	24,182,813	0.22%
US Treasury Bond	USD23,849,000	2.75%	15/11/2047	22,641,644	0.20%
US Treasury Note	USD22,571,000	1.38%	15/2/2020	22,260,649	0.20%
US Treasury Note	USD21,255,000	3.00%	30/9/2025	21,799,659	0.20%
US Treasury Note	USD21,799,100	1.63%	15/10/2020	21,458,489	0.19%
US Treasury Note	USD21,025,000	2.88%	15/5/2028	21,356,800	0.19%
US Treasury Note	USD21,000,000	2.63%	31/12/2023	21,108,444	0.19%
US Treasury Note	USD20,660,000	1.50%	15/4/2020	20,382,381	0.18%
US Treasury Note	USD20,060,000	2.13%	30/11/2024	19,583,575	0.18%
US Treasury Note	USD18,818,000	2.75%	30/6/2025	19,009,119	0.17%
US Treasury Note	USD18,872,000	1.50%	31/5/2020	18,594,818	0.17%
US Treasury Note	USD18,467,000	2.63%	15/5/2021	18,524,709	0.17%
US Treasury Note	USD17,586,300	3.13%	15/11/2028	18,251,282	0.16%
US Treasury Note ¹	USD17,674,000	2.75%	28/2/2025	17,853,501	0.16%
Federal National Mortgage Association	USD17,558,282	3.50%	1/4/2048	17,555,033	0.16%
Federal National Mortgage Association	USD17,799,154	3.00%	1/11/2046	17,362,852	0.16%
US Treasury Note	USD17,009,900	2.88%	15/8/2028	17,278,337	0.16%
US Treasury Note	USD17,710,000	2.00%	30/6/2024	17,228,509	0.16%
US Treasury Note	USD17,031,000	2.13%	30/9/2024	16,645,142	0.15%
Federal National Mortgage Association	USD16,065,000	3.00%	1/1/2034	16,034,878	0.14%
US Treasury Bond	USD14,175,000	8.13%	15/5/2021	15,984,527	0.14%
US Treasury Note	USD15,535,000	2.88%	30/9/2023	15,787,444	0.14%
US Treasury Note	USD15,960,000	2.25%	15/11/2024	15,690,675	0.14%
US Treasury Note	USD15,850,000	2.00%	15/2/2025	15,332,399	0.14%
US Treasury Note	USD14,634,000	2.63%	31/3/2025	14,677,445	0.13%
US Treasury Bond	USD14,689,700	3.00%	15/8/2048	14,673,632	0.13%
Federal National Mortgage Association	USD14,070,790	4.00%	1/9/2048	14,343,978	0.13%
US Treasury Note	USD14,163,500	2.63%	15/7/2021	14,216,613	0.13%
US Treasury Note	USD14,340,000	1.25%	31/10/2021	13,862,748	0.13%
US Treasury Bond	USD15,207,000	2.50%	15/2/2045	13,797,977	0.12%

	元本	利率	償還日	公正価格 (米ドル)	純資産総額 比率
US Treasury Bond	USD12,323,000	3.63%	15/2/2044	13,680,455	0.12%
US Treasury Note ¹	USD13,465,000	1.50%	15/6/2020	13,263,025	0.12%
Federal Home Loan Mortgage Corp.	USD12,841,747	4.00%	1/10/2048	13,081,663	0.12%
Federal National Mortgage Association	USD13,095,995	3.00%	1/1/2047	12,782,440	0.12%
US Treasury Note	USD12,885,000	1.38%	31/1/2020	12,713,872	0.11%
US Treasury Note	USD13,000,000	2.00%	30/4/2024	12,658,750	0.11%
US Treasury Note ¹	USD12,262,300	2.88%	31/7/2025	12,476,890	0.11%
US Treasury Bond	USD9,975,000	4.50%	15/8/2039	12,443,813	0.11%
Federal National Mortgage Association	USD12,168,080	4.00%	1/8/2048	12,404,285	0.11%
US Treasury Note	USD12,665,000	1.75%	30/9/2022	12,330,565	0.11%
US Treasury Note ¹	USD12,200,000	3.63%	15/2/2020	12,329,625	0.11%
Government National Mortgage Association	USD12,135,000	3.50%	1/1/2049	12,214,636	0.11%
US Treasury Note	USD12,251,000	2.25%	29/2/2020	12,201,230	0.11%
US Treasury Note	USD12,150,000	2.25%	31/10/2024	11,950,665	0.11%
US Treasury Bond	USD11,950,000	2.88%	15/5/2043	11,682,992	0.11%
US Treasury Bond	USD8,954,000	7.63%	15/2/2025	11,497,496	0.10%
US Treasury Note	USD11,750,000	1.88%	30/9/2022	11,494,804	0.10%
Federal Home Loan Mortgage Corp.	USD11,092,200	4.50%	1/7/2048	11,488,362	0.10%
US Treasury Bond	USD10,066,000	3.75%	15/11/2043	11,384,017	0.10%
Federal Home Loan Mortgage Corp.	USD10,838,169	4.00%	1/9/2048	11,040,721	0.10%
US Treasury Bond ¹	USD10,756,000	3.13%	15/2/2042	11,024,900	0.10%
Government National Mortgage Association	USD10,645,000	4.00%	1/1/2049	10,897,819	0.10%
Government National Mortgage Association	USD11,025,283	3.00%	20/8/2046	10,874,571	0.10%
US Treasury Note	USD11,203,000	1.13%	31/8/2021	10,814,396	0.10%
US Treasury Note	USD10,775,000	2.50%	15/8/2023	10,773,317	0.10%
Government National Mortgage Association	USD10,360,000	4.50%	1/1/2049	10,712,887	0.10%
US Treasury Note	USD10,870,000	2.25%	31/12/2024	10,679,775	0.10%
US Treasury Note	USD10,985,000	1.75%	15/5/2023	10,643,435	0.10%
US Treasury Note	USD11,000,000	2.25%	15/11/2027	10,628,750	0.10%
US Treasury Note	USD10,556,000	2.63%	30/6/2023	10,612,079	0.10%
US Treasury Note	USD10,675,000	2.13%	31/3/2024	10,464,836	0.09%
US Treasury Bond	USD11,870,000	2.25%	15/8/2046	10,171,106	0.09%
US Treasury Note	USD10,650,000	1.38%	30/6/2023	10,140,797	0.09%
Federal National Mortgage Association	USD9,699,999	4.50%	1/5/2048	10,042,676	0.09%
US Treasury Note	USD9,867,800	2.88%	31/10/2023	10,034,319	0.09%
US Treasury Note	USD9,855,000	3.13%	15/5/2021	10,001,286	0.09%
US Treasury Note	USD9,918,000	2.75%	30/9/2020	9,955,193	0.09%
US Treasury Bond	USD8,627,500	3.63%	15/8/2043	9,561,696	0.09%
US Treasury Note	USD9,410,000	2.38%	15/4/2021	9,386,475	0.09%
US Treasury Note	USD9,370,000	1.38%	31/10/2020	9,179,672	0.08%
US Treasury Note	USD8,976,000	2.88%	30/4/2025	9,134,482	0.08%
US Treasury Bond	USD9,500,000	2.75%	15/8/2042	9,103,671	0.08%
US Treasury Bond	USD9,505,000	2.75%	15/11/2042	9,101,038	0.08%
US Treasury Bond	USD6,864,000	5.00%	15/5/2037	9,019,725	0.08%
US Treasury Note	USD8,938,000	2.75%	30/11/2020	8,978,500	0.08%
Federal Home Loan Mortgage Corp.	USD9,181,077	3.00%	1/12/2046	8,968,588	0.08%
US Treasury Bond ¹	USD8,520,000	3.13%	15/2/2043	8,709,038	0.08%
US Treasury Note	USD8,615,000	2.75%	30/4/2023	8,703,842	0.08%

有価証券届出書（内国投資信託受益証券）

US Treasury Bond†	USD8,430,000	3.13%	15/5/2048	8,622,309	0.08%
US Treasury Note	USD8,362,600	3.00%	31/10/2025	8,579,505	0.08%
US Treasury Bond	USD8,598,000	3.00%	15/2/2048	8,579,192	0.08%
US Treasury Bond	USD9,450,000	2.50%	15/5/2046	8,549,297	0.08%
US Treasury Note	USD8,685,000	2.13%	31/7/2024	8,496,372	0.08%
US Treasury Note	USD8,800,000	1.13%	30/9/2021	8,486,500	0.08%
US Treasury Bond	USD6,675,000	5.38%	15/2/2031	8,484,551	0.08%
Government National Mortgage Association	USD8,534,453	3.00%	20/2/2048	8,406,764	0.08%
US Treasury Bond	USD6,937,000	4.25%	15/11/2040	8,391,602	0.08%
US Treasury Note	USD8,519,600	1.75%	30/11/2021	8,349,208	0.08%
US Treasury Bond	USD8,722,000	2.75%	15/8/2047	8,287,262	0.08%
US Treasury Bond	USD6,688,900	4.50%	15/2/2036	8,256,611	0.08%
US Treasury Note	USD8,300,000	2.00%	28/2/2021	8,214,406	0.07%
US Treasury Bond	USD7,700,000	3.38%	15/5/2044	8,210,125	0.07%
US Treasury Bond	USD7,550,000	3.38%	15/11/2048	8,104,453	0.07%
Federal National Mortgage Association	USD7,858,145	4.00%	1/6/2048	8,010,650	0.07%
US Treasury Note	USD7,847,000	2.75%	31/8/2025	7,924,244	0.07%
US Treasury Note	USD8,239,000	1.50%	28/2/2023	7,915,876	0.07%
US Treasury Bond†	USD7,870,000	3.00%	15/5/2045	7,872,459	0.07%
US Treasury Note	USD8,186,000	1.63%	31/10/2023	7,856,002	0.07%
	元本	利率	償還日	公正価格 (米ドル)	純資産総額 比率
US Treasury Note	USD7,835,000	2.50%	30/6/2020	7,827,655	0.07%
US Treasury Note	USD7,827,000	2.25%	31/12/2023	7,729,163	0.07%
US Treasury Note	USD7,487,000	2.25%	31/3/2020	7,456,584	0.07%
Government National Mortgage Association	USD7,259,255	4.00%	20/9/2048	7,436,991	0.07%
US Treasury Note	USD7,500,000	1.75%	31/1/2023	7,283,204	0.07%
US Treasury Note	USD7,199,000	2.50%	15/5/2024	7,187,752	0.07%
Federal Home Loan Mortgage Corp.	USD7,220,876	3.00%	1/1/2047	7,053,718	0.06%
US Treasury Bond	USD6,125,000	3.88%	15/8/2040	7,042,793	0.06%
US Treasury Bond	USD6,958,000	2.88%	15/8/2045	6,792,748	0.06%
Federal National Mortgage Association	USD6,928,998	2.50%	1/11/2032	6,767,673	0.06%
US Treasury Note	USD7,000,000	1.63%	31/5/2023	6,742,968	0.06%
US Treasury Note	USD6,924,000	1.63%	15/8/2022	6,718,444	0.06%
US Treasury Bond	USD6,676,000	3.00%	15/11/2045	6,677,043	0.06%
US Treasury Note	USD6,379,000	2.88%	31/10/2020	6,418,869	0.06%
US Treasury Note	USD6,540,000	2.13%	29/2/2024	6,415,331	0.06%
Government National Mortgage Association	USD6,323,026	3.00%	20/12/2046	6,236,563	0.06%
US Treasury Note	USD6,300,000	2.00%	31/8/2021	6,222,234	0.06%
Federal National Mortgage Association	USD6,030,000	3.50%	1/1/2034	6,103,491	0.06%
US Treasury Note	USD6,055,000	1.63%	15/3/2020	5,987,827	0.05%
US Treasury Bond	USD5,000,000	7.63%	15/11/2022	5,936,719	0.05%
Government National Mortgage Association	USD5,860,196	3.50%	20/7/2046	5,911,902	0.05%
Federal Home Loan Mortgage Corp.	USD5,877,869	3.50%	1/2/2048	5,876,793	0.05%
US Treasury Note	USD5,764,000	2.88%	30/11/2023	5,865,770	0.05%
US Treasury Note	USD5,900,000	2.13%	31/8/2020	5,860,359	0.05%
US Treasury Note	USD5,895,000	1.25%	31/1/2020	5,809,339	0.05%
Federal National Mortgage Association	USD5,541,582	4.00%	1/5/2048	5,649,125	0.05%
Government National Mortgage Association	USD5,580,000	3.50%	1/1/2049	5,615,747	0.05%

US Treasury Bond	USD4,425,000	4.63%	15/2/2040	5,615,602	0.05%
US Treasury Bond	USD4,500,000	4.38%	15/5/2040	5,530,781	0.05%
Morgan Stanley	USD5,700,000	2.75%	19/5/2022	5,528,932	0.05%
Federal National Mortgage Association	USD5,498,074	3.50%	1/1/2048	5,497,047	0.05%
Federal Home Loan Mortgage Corp.	USD5,460,000	1.88%	17/11/2020	5,389,926	0.05%
US Treasury Note	USD5,420,000	1.88%	31/1/2022	5,323,456	0.05%
US Treasury Note	USD5,295,000	2.13%	31/12/2021	5,242,877	0.05%
US Treasury Bond	USD4,297,400	5.25%	15/11/2028	5,235,442	0.05%
Federal National Mortgage Association	USD5,199,514	3.50%	1/11/2045	5,198,507	0.05%
US Treasury Note	USD5,300,000	2.00%	15/2/2023	5,196,485	0.05%
US Treasury Bond	USD4,050,000	4.75%	15/2/2037	5,165,649	0.05%
US Treasury Note	USD5,325,000	1.63%	15/11/2022	5,154,434	0.05%
US Treasury Bond	USD5,022,000	3.00%	15/11/2044	5,020,431	0.05%
US Treasury Bond	USD4,904,000	3.13%	15/8/2044	5,012,041	0.05%
US Treasury Note	USD5,075,000	1.38%	15/1/2020	5,009,977	0.05%
US Treasury Bond	USD3,865,000	4.75%	15/2/2041	4,998,532	0.05%
Goldman Sachs Group, Inc.	EUR4,500,000	2.00%	1/11/2028	4,958,398	0.05%
Federal National Mortgage Association	USD4,844,169	4.00%	1/7/2048	4,938,188	0.05%
US Treasury Note	USD5,000,000	2.25%	31/1/2024	4,935,938	0.05%
US Treasury Note	USD4,850,000	3.50%	15/5/2020	4,909,109	0.05%
US Treasury Bond	USD4,850,000	3.00%	15/5/2042	4,863,641	0.04%
US Treasury Bond	USD3,999,000	4.25%	15/5/2039	4,829,417	0.04%
US Treasury Note	USD4,783,000	2.63%	15/6/2021	4,798,694	0.04%
US Treasury Bond	USD3,850,000	4.38%	15/5/2041	4,743,922	0.04%
Government National Mortgage Association	USD4,688,099	3.50%	20/3/2047	4,723,095	0.04%
US Treasury Bond	USD4,000,000	6.25%	15/8/2023	4,645,625	0.04%
Federal National Mortgage Association	USD4,535,661	3.50%	1/9/2047	4,534,812	0.04%
Federal Home Loan Mortgage Corp.	USD4,616,082	3.00%	1/9/2045	4,515,711	0.04%
Federal Home Loan Mortgage Corp.	USD4,515,000	3.00%	1/12/2033	4,499,881	0.04%
Government National Mortgage Association	USD4,329,808	4.00%	20/12/2047	4,434,915	0.04%
US Treasury Note	USD4,389,000	2.38%	15/3/2021	4,377,342	0.04%
Federal Home Loan Mortgage Corp.	USD4,289,027	4.00%	1/1/2046	4,376,397	0.04%
US Treasury Note	USD4,534,000	1.63%	30/4/2023	4,371,768	0.04%
US Treasury Note	USD4,289,000	1.75%	31/3/2022	4,192,498	0.04%
Federal Home Loan Mortgage Corp.	USD4,000,000	5.00%	1/1/2049	4,185,625	0.04%
Federal National Mortgage Association	USD4,151,861	3.50%	1/6/2048	4,151,094	0.04%
Government National Mortgage Association	USD4,105,443	3.50%	20/8/2047	4,134,873	0.04%
US Treasury Note	USD4,145,000	2.38%	31/1/2023	4,126,218	0.04%
Government National Mortgage Association	USD4,089,510	3.50%	20/5/2046	4,125,578	0.04%
Federal Home Loan Banks	USD4,000,000	3.00%	12/10/2021	4,050,132	0.04%
Federal National Mortgage Association	USD3,965,381	4.00%	1/7/2048	4,042,371	0.04%

	元本	利率	償還日	公正価格 (米ドル)	純資産総額 比率
Federal Home Loan Mortgage Corp.	USD4,111,174	2.50%	1/12/2031	4,010,481	0.04%
Federal Home Loan Banks	USD4,000,000	2.63%	28/5/2020	4,000,472	0.04%
Government National Mortgage Association	USD3,750,000	5.00%	1/1/2049	3,900,586	0.04%
US Treasury Bond	USD2,900,000	6.25%	15/5/2030	3,891,890	0.04%
US Treasury Bond	USD3,779,000	3.13%	15/11/2041	3,873,475	0.04%
US Treasury Note	USD3,791,000	2.75%	15/2/2024	3,832,464	0.04%

Federal National Mortgage Association	USD3,830,000	2.38%	19/1/2023	3,798,847	0.04%
US Treasury Note ¹	USD3,900,000	2.13%	15/5/2025	3,795,797	0.04%
Government National Mortgage Association	USD3,665,997	4.50%	20/7/2048	3,795,137	0.04%
US Treasury Note	USD4,000,000	1.25%	31/7/2023	3,782,500	0.04%
US Treasury Bond	USD3,067,000	5.25%	15/2/2029	3,749,408	0.03%
US Treasury Note	USD3,800,000	1.63%	30/6/2020	3,748,938	0.03%
Federal National Mortgage Association	USD3,642,554	4.00%	1/9/2047	3,713,041	0.03%
Federal Home Loan Mortgage Corp.	USD3,683,003	3.50%	1/6/2048	3,681,197	0.03%
US Treasury Note	USD3,700,000	2.13%	30/6/2022	3,656,063	0.03%
US Treasury Note	USD3,715,000	1.88%	31/3/2022	3,645,924	0.03%
US Treasury Note	USD3,575,000	2.75%	15/11/2023	3,614,660	0.03%
Federal Home Loan Mortgage Corp.	USD3,587,582	3.50%	1/12/2044	3,601,347	0.03%
US Treasury Bond	USD3,035,000	7.13%	15/2/2023	3,577,506	0.03%
Bank of America Corp. [^]	USD3,790,000	3.42%	20/12/2028	3,542,138	0.03%
JPMorgan Chase & Co.	USD3,577,000	2.25%	23/1/2020	3,540,275	0.03%
Federal National Mortgage Association	USD3,474,435	3.50%	1/11/2046	3,476,963	0.03%
US Treasury Note	USD3,583,800	1.88%	31/8/2024	3,460,047	0.03%
Government National Mortgage Association	USD3,405,675	3.50%	20/7/2045	3,448,263	0.03%
Federal National Mortgage Association	USD3,526,562	2.50%	1/11/2031	3,444,490	0.03%
US Treasury Note	USD3,413,000	2.50%	31/5/2020	3,409,800	0.03%
Federal National Mortgage Association	USD3,402,030	3.50%	1/7/2047	3,401,393	0.03%
Federal Home Loan Banks	USD3,400,000	2.38%	30/3/2020	3,389,990	0.03%
Federal National Mortgage Association	USD3,464,297	2.50%	1/12/2031	3,383,692	0.03%
Comcast Corp.	USD3,795,000	2.35%	15/1/2027	3,381,447	0.03%
Federal Home Loan Mortgage Corp.	USD3,390,000	3.00%	1/1/2034	3,377,287	0.03%
US Treasury Note	USD3,358,000	1.38%	31/3/2020	3,308,679	0.03%
Federal National Mortgage Association	USD3,287,290	3.50%	1/12/2047	3,286,674	0.03%
Federal Home Loan Mortgage Corp.	USD3,232,331	3.50%	1/10/2048	3,230,747	0.03%
GS Mortgage Securities Trust 2013 [^]	USD3,105,000	4.05%	10/7/2046	3,218,891	0.03%
US Treasury Bond	USD2,825,000	3.75%	15/8/2041	3,192,691	0.03%
Government National Mortgage Association	USD3,153,756	3.50%	20/12/2047	3,190,511	0.03%
Federal Home Loan Mortgage Corp.	USD3,118,977	4.00%	1/8/2048	3,180,978	0.03%
Federal Home Loan Mortgage Corp.	USD3,108,845	4.00%	1/11/2048	3,168,778	0.03%
Federal Home Loan Mortgage Corp.	USD3,040,000	3.50%	1/1/2034	3,077,050	0.03%
Government National Mortgage Association	USD3,037,023	3.50%	20/6/2046	3,063,815	0.03%
US Treasury Note	USD3,059,000	2.63%	15/8/2020	3,063,302	0.03%
Government National Mortgage Association	USD3,089,753	3.00%	20/1/2047	3,047,491	0.03%
US Treasury Note	USD3,135,000	1.13%	28/2/2021	3,044,869	0.03%
Government National Mortgage Association	USD2,988,996	3.50%	20/1/2046	3,014,738	0.03%
Government National Mortgage Association	USD2,941,373	4.00%	20/5/2048	3,011,848	0.03%
JPMorgan Chase & Co.	USD3,050,000	2.55%	1/3/2021	3,003,994	0.03%
Federal Home Loan Banks	USD3,000,000	2.63%	1/10/2020	3,002,232	0.03%
Federal National Mortgage Association	USD3,000,000	2.50%	13/4/2021	2,994,660	0.03%
Government National Mortgage Association	USD2,892,730	4.50%	20/8/2048	2,993,359	0.03%
Government National Mortgage Association	USD2,953,170	3.50%	20/1/2048	2,987,618	0.03%
US Treasury Note	USD3,000,000	2.25%	31/7/2021	2,983,125	0.03%
Anheuser-Busch Cos LLC/Anheuser-Busch InBev Worldwide, Inc.	USD3,125,000	3.65%	1/2/2026	2,953,447	0.03%
US Treasury Note	USD3,000,000	2.00%	31/7/2022	2,950,781	0.03%
Federal Home Loan Mortgage Corp.	USD2,943,278	3.50%	1/3/2046	2,946,370	0.03%

Government National Mortgage Association	USD2,860,275	4.00%	20/4/2046	2,944,666	0.03%
US Treasury Note	USD2,964,000	2.00%	31/1/2020	2,944,085	0.03%
Citigroup, Inc.^	USD3,000,000	3.14%	24/1/2023	2,944,083	0.03%
Goldman Sachs Group, Inc.	USD2,800,000	5.75%	24/1/2022	2,935,332	0.03%
Federal National Mortgage Association	USD3,000,037	3.00%	1/1/2048	2,926,756	0.03%
Federal Home Loan Mortgage Corp.	USD2,928,083	3.50%	1/6/2048	2,926,645	0.03%
Morgan Stanley	USD3,000,000	2.63%	17/11/2021	2,922,654	0.03%
Federal National Mortgage Association	USD2,790,000	5.00%	1/1/2049	2,922,307	0.03%
American Express Credit Corp.	USD3,000,000	3.30%	3/5/2027	2,910,948	0.03%
Federal National Mortgage Association	USD2,804,586	4.50%	1/2/2048	2,906,158	0.03%
Federal Home Loan Mortgage Corp.	USD2,966,146	3.00%	1/2/2047	2,895,779	0.03%
Federal National Mortgage Association	USD2,771,200	4.50%	1/4/2048	2,868,874	0.03%

	元本	利率	償還日	公正価格 (米ドル)	純資産総額 比率
US Treasury Note	USD2,925,000	1.88%	31/5/2022	2,867,414	0.03%
US Treasury Note	USD2,980,000	1.38%	30/9/2023	2,829,603	0.03%
Government National Mortgage Association	USD2,786,359	3.50%	20/3/2045	2,816,471	0.03%
Government National Mortgage Association	USD2,827,195	3.00%	20/9/2046	2,788,545	0.03%
Government National Mortgage Association	USD2,747,767	3.50%	20/5/2047	2,773,396	0.03%
US Treasury Note	USD2,775,000	2.25%	31/3/2021	2,760,258	0.03%
Government National Mortgage Association	USD2,766,208	3.00%	20/10/2046	2,728,394	0.03%
Government National Mortgage Association	USD2,616,461	4.50%	20/6/2048	2,710,248	0.03%
US Treasury Bond	USD2,200,000	4.38%	15/11/2039	2,702,219	0.03%
US Treasury Note	USD2,725,000	2.00%	31/5/2021	2,695,195	0.03%
Government National Mortgage Association	USD2,630,000	4.00%	1/1/2049	2,691,641	0.03%
Federal Home Loan Mortgage Corp.	USD2,636,500	4.00%	1/8/2047	2,688,306	0.03%
Federal National Mortgage Association	USD2,747,989	2.50%	1/11/2031	2,684,051	0.03%
Government National Mortgage Association	USD2,700,752	3.00%	20/1/2043	2,681,753	0.03%
Morgan Stanley	USD2,700,000	2.65%	27/1/2020	2,679,866	0.03%
Burlington Northern Santa Fe LLC	USD2,725,000	3.25%	15/6/2027	2,672,375	0.03%
Johnson Controls International plc	USD2,650,000	5.13%	14/9/2045	2,667,800	0.03%
Government National Mortgage Association	USD2,532,757	4.50%	20/9/2048	2,621,374	0.02%
Anheuser-Busch Cos LLC/Anheuser- Busch InBev Worldwide, Inc.	USD2,820,000	4.90%	1/2/2046	2,620,138	0.02%
Verizon Communications, Inc.	GBP2,100,000	3.38%	27/10/2036	2,613,099	0.02%
Federal National Mortgage Association	USD2,603,009	3.50%	1/2/2046	2,606,119	0.02%
CVS Health Corp.	USD2,650,000	4.30%	25/3/2028	2,593,338	0.02%
Government National Mortgage Association	USD2,433,645	4.00%	20/10/2043	2,510,488	0.02%
Government National Mortgage Association	USD2,483,397	3.50%	20/10/2047	2,500,833	0.02%
AT&T, Inc.	GBP2,000,000	2.90%	4/12/2026	2,490,239	0.02%
US Treasury Note	USD2,460,000	2.75%	31/7/2023	2,486,138	0.02%
JPMorgan Chase & Co.	USD2,605,000	3.30%	1/4/2026	2,483,675	0.02%
Hewlett Packard Enterprise Co.	USD2,475,000	3.60%	15/10/2020	2,482,979	0.02%
Microsoft Corp.	USD2,400,000	4.10%	6/2/2037	2,466,941	0.02%
Bank of America Corp.	USD2,500,000	3.30%	11/1/2023	2,462,682	0.02%
Federal Home Loan Banks	USD2,500,000	1.88%	29/11/2021	2,454,405	0.02%
Federal Home Loan Mortgage Corp.	USD2,428,806	3.50%	1/10/2045	2,431,356	0.02%
Federal Home Loan Mortgage Corp.	USD2,500,000	1.13%	12/8/2021	2,411,830	0.02%
US Treasury Bond	USD2,650,000	2.50%	15/2/2046	2,398,664	0.02%

US Treasury Note	USD2,457,000	2.00%	31/5/2024	2,391,352	0.02%
Government National Mortgage Association	USD2,361,275	3.50%	20/7/2047	2,378,572	0.02%
US Treasury Note	USD2,405,000	1.38%	30/4/2020	2,368,173	0.02%
GE Capital International Funding Co. Unlimited Co.	USD2,808,000	4.42%	15/11/2035	2,363,370	0.02%
Federal Home Loan Mortgage Corp.	USD2,361,591	3.50%	1/9/2047	2,360,430	0.02%
US Treasury Note	USD2,420,000	1.13%	30/6/2021	2,342,485	0.02%
Government National Mortgage Association	USD2,316,094	3.50%	20/10/2045	2,341,513	0.02%
Federal Home Loan Mortgage Corp.	USD2,323,628	3.50%	1/2/2048	2,324,776	0.02%
Medtronic, Inc.	USD2,325,000	3.50%	15/3/2025	2,315,168	0.02%
Government National Mortgage Association	USD2,256,660	4.00%	20/5/2047	2,312,536	0.02%
Federal National Mortgage Association	USD2,238,637	4.00%	1/5/2033	2,306,906	0.02%
Government National Mortgage Association	USD2,257,368	3.50%	20/8/2048	2,272,179	0.02%
Goldman Sachs Group, Inc.	EUR2,000,000	1.38%	15/5/2024	2,270,918	0.02%
US Treasury Note	USD2,311,300	2.00%	31/10/2022	2,270,491	0.02%
US Treasury Note	USD2,304,000	1.88%	31/8/2022	2,254,680	0.02%
Federal National Mortgage Association	USD2,294,540	3.00%	1/4/2048	2,238,068	0.02%
Apple, Inc.	USD2,100,000	4.65%	23/2/2046	2,233,113	0.02%
Federal Home Loan Mortgage Corp.	USD2,175,000	4.00%	1/1/2034	2,225,325	0.02%
Wells Fargo & Co.	USD2,250,000	2.55%	7/12/2020	2,217,611	0.02%
Federal National Mortgage Association	USD2,140,000	4.50%	1/6/2048	2,215,979	0.02%
Federal National Mortgage Association	USD2,210,450	3.50%	1/8/2045	2,213,088	0.02%
US Treasury Bond	USD2,020,000	3.50%	15/2/2039	2,212,847	0.02%
General Dynamics Corp.	USD2,200,000	3.38%	15/5/2023	2,211,249	0.02%
Federal National Mortgage Association	USD2,211,189	3.50%	1/10/2047	2,210,774	0.02%
Federal Home Loan Mortgage Corp.	USD2,206,102	3.50%	1/12/2045	2,208,749	0.02%
Goldman Sachs Group, Inc.	USD2,325,000	3.50%	23/1/2025	2,203,200	0.02%
Government National Mortgage Association	USD2,152,786	3.50%	20/10/2042	2,183,416	0.02%
Federal Home Loan Mortgage Corp.	USD2,234,595	2.50%	1/12/2030	2,183,364	0.02%
Tyson Foods, Inc.	USD2,125,000	4.50%	15/6/2022	2,174,859	0.02%
Express Scripts Holding Co.	USD2,250,000	3.00%	15/7/2023	2,160,441	0.02%
Citigroup, Inc.	USD2,100,000	4.50%	14/1/2022	2,149,980	0.02%
Government National Mortgage Association	USD2,114,876	3.50%	20/5/2045	2,138,715	0.02%

	元本	利率	償還日	公正価格 (米ドル)	純資産総額 比率
Anheuser-Busch Cos LLC/Anheuser-Busch InBev Worldwide, Inc.	USD2,300,000	4.70%	1/2/2036	2,138,556	0.02%
Medtronic, Inc.	USD2,081,000	4.38%	15/3/2035	2,134,794	0.02%
US Treasury Bond	USD1,625,000	6.13%	15/8/2029	2,132,051	0.02%
US Treasury Note	USD2,149,800	1.75%	31/12/2020	2,119,232	0.02%
State of California	USD1,475,000	7.55%	1/4/2039	2,113,011	0.02%
Cintas Corp. No 2	USD2,125,000	2.90%	1/4/2022	2,086,928	0.02%
Goldman Sachs Group, Inc.	GBP1,700,000	3.13%	25/7/2029	2,083,302	0.02%
Federal National Mortgage Association	USD2,125,000	3.00%	1/9/2048	2,072,677	0.02%
Anheuser-Busch InBev Finance, Inc.	USD2,130,000	3.30%	1/2/2023	2,071,410	0.02%
Morgan Stanley	USD2,100,000	4.00%	23/7/2025	2,070,485	0.02%
US Treasury Note	USD2,105,000	1.63%	30/11/2020	2,070,465	0.02%
Securian Financial Group, Inc.	USD2,100,000	4.80%	15/4/2048	2,070,321	0.02%
US Bancorp	EUR1,819,000	0.85%	7/6/2024	2,067,668	0.02%
Government National Mortgage Association	USD2,031,945	3.50%	20/12/2041	2,062,428	0.02%

Federal Home Loan Mortgage Corp.	USD2,058,995	3.50%	1/3/2046	2,060,832	0.02%
Government National Mortgage Association	USD2,032,785	3.50%	20/9/2045	2,052,020	0.02%
CVS Health Corp.	USD2,100,000	5.05%	25/3/2048	2,046,347	0.02%
Sabine Pass Liquefaction LLC	USD2,150,000	4.20%	15/3/2028	2,039,813	0.02%
Citigroup, Inc.	USD2,100,000	4.45%	29/9/2027	2,023,564	0.02%
Federal National Mortgage Association	USD2,000,000	2.88%	12/9/2023	2,023,426	0.02%
Federal Home Loan Mortgage Corp.	USD2,062,774	3.00%	1/2/2048	2,012,355	0.02%
Morgan Stanley^	EUR1,800,000	1.34%	23/10/2026	2,011,870	0.02%
Federal National Mortgage Association	USD2,010,575	3.50%	1/7/2048	2,010,205	0.02%
US Treasury Note	USD1,958,000	3.63%	15/2/2021	2,003,279	0.02%
Federal Home Loan Mortgage Corp.	USD2,001,211	3.50%	1/3/2048	2,000,845	0.02%
Federal National Mortgage Association	USD2,046,003	3.00%	1/11/2046	1,995,775	0.02%
US Treasury Note	USD2,035,000	2.25%	15/11/2025	1,990,484	0.02%
Federal Home Loan Mortgage Corp.	USD1,948,240	4.00%	1/9/2048	1,988,155	0.02%
Federal National Mortgage Association	USD1,982,676	3.50%	1/10/2047	1,981,702	0.02%
Microsoft Corp.	USD2,000,000	2.38%	12/2/2022	1,973,792	0.02%
US Treasury Bond	USD1,580,000	4.50%	15/5/2038	1,969,322	0.02%
Federal National Mortgage Association	USD2,000,000	1.50%	30/7/2020	1,966,802	0.02%
Federal National Mortgage Association	USD1,945,398	3.50%	1/7/2043	1,958,553	0.02%
Government National Mortgage Association	USD1,930,360	3.50%	20/7/2042	1,957,829	0.02%
Campbell Soup Co.	USD2,100,000	4.15%	15/3/2028	1,955,404	0.02%
Federal National Mortgage Association	USD1,909,643	4.00%	1/9/2044	1,948,905	0.02%
US Treasury Note	USD2,025,000	1.50%	31/3/2023	1,944,000	0.02%
JPMorgan Chase & Co.	USD2,000,000	3.13%	23/1/2025	1,902,788	0.02%
Wells Fargo & Co.	GBP1,500,000	2.13%	20/12/2023	1,893,948	0.02%
AEP Transmission Co. LLC	USD1,965,000	3.10%	1/12/2026	1,891,802	0.02%
JPMorgan Chase & Co.^	USD1,900,000	3.56%	23/4/2024	1,887,709	0.02%
Federal National Mortgage Association	USD2,025,000	1.88%	24/9/2026	1,885,445	0.02%
Government National Mortgage Association	USD1,867,900	3.50%	20/3/2046	1,882,402	0.02%
Federal Home Loan Mortgage Corp.	USD1,876,758	3.50%	1/8/2046	1,878,730	0.02%
Federal National Mortgage Association	USD1,897,000	1.50%	28/2/2020	1,872,624	0.02%
US Treasury Note	USD1,900,000	1.25%	29/2/2020	1,870,609	0.02%
Johnson & Johnson	USD1,900,000	2.25%	3/3/2022	1,861,288	0.02%
Microsoft Corp.	USD1,928,000	3.70%	8/8/2046	1,846,220	0.02%
Morgan Stanley	EUR1,598,000	1.00%	2/12/2022	1,839,024	0.02%
Government National Mortgage Association	USD1,856,183	3.00%	20/7/2045	1,836,266	0.02%
Federal Home Loan Mortgage Corp.	USD1,880,289	3.00%	1/9/2046	1,835,030	0.02%
Government National Mortgage Association	USD1,854,355	3.00%	20/8/2045	1,831,670	0.02%
Intel Corp.	USD1,800,000	3.30%	1/10/2021	1,818,853	0.02%
Southwestern Electric Power Co.	USD1,975,000	3.90%	1/4/2045	1,810,317	0.02%
Federal Home Loan Mortgage Corp.	USD1,798,259	3.50%	1/9/2043	1,809,893	0.02%
Federal Home Loan Mortgage Corp.	USD1,774,199	4.00%	1/5/2048	1,808,426	0.02%
Government National Mortgage Association	USD1,831,781	3.00%	20/5/2046	1,806,741	0.02%
Federal Home Loan Mortgage Corp.	USD1,795,259	3.50%	1/3/2046	1,797,361	0.02%
Oracle Corp.	USD1,935,000	2.65%	15/7/2026	1,789,672	0.02%
Federal National Mortgage Association	USD1,774,546	3.50%	1/4/2042	1,789,032	0.02%
Praxair, Inc.	EUR1,500,000	1.63%	1/12/2025	1,785,776	0.02%
US Treasury Note	USD1,811,000	1.38%	29/2/2020	1,785,533	0.02%
Berkshire Hathaway, Inc.	USD1,815,000	2.20%	15/3/2021	1,785,448	0.02%
Federal National Mortgage Association	USD1,773,945	3.50%	1/2/2041	1,780,197	0.02%

	元本	利率	償還日	公正価格 (米ドル)	純資産総額 比率
US Treasury Note	USD1,821,000	1.25%	31/3/2021	1,772,630	0.02%
Federal National Mortgage Association	USD1,788,460	3.00%	1/12/2036	1,768,973	0.02%
PNC Bank NA	USD1,750,000	4.05%	26/7/2028	1,768,305	0.02%
Allergan Funding SCS	USD1,810,000	3.80%	15/3/2025	1,767,941	0.02%
Goldman Sachs Group, Inc.	USD1,825,000	3.00%	26/4/2022	1,765,368	0.02%
Federal Home Loan Mortgage Corp.	USD1,809,380	3.00%	1/6/2048	1,764,540	0.02%
Federal National Mortgage Association	USD1,726,877	4.00%	1/8/2047	1,760,295	0.02%
Federal National Mortgage Association	USD1,755,984	3.50%	1/5/2046	1,757,551	0.02%
Federal National Mortgage Association	USD1,753,544	3.50%	1/9/2045	1,755,641	0.02%
GE Capital International Funding Co. Unlimited Co.	USD1,812,000	2.34%	15/11/2020	1,748,966	0.02%
Government National Mortgage Association	USD1,767,902	3.00%	20/10/2045	1,748,931	0.02%
Federal National Mortgage Association	USD1,627,356	5.50%	1/6/2038	1,745,361	0.02%
Anheuser-Busch InBev Finance, Inc.	USD1,763,000	2.65%	1/2/2021	1,733,225	0.02%
Schlumberger Investment SA	USD1,725,000	3.30%	14/9/2021	1,723,077	0.02%
Federal National Mortgage Association	USD1,688,294	4.00%	1/4/2047	1,720,935	0.02%
Morgan Stanley	USD1,800,000	3.63%	20/1/2027	1,712,450	0.02%
Verizon Communications, Inc.	USD1,704,000	4.33%	21/9/2028	1,712,205	0.02%
Government National Mortgage Association	USD1,657,338	4.00%	20/12/2045	1,709,030	0.02%
AbbVie, Inc.	USD1,760,000	2.90%	6/11/2022	1,707,020	0.02%
Abbott Ireland Financing DAC	EUR1,500,000	0.00%	27/9/2020	1,706,487	0.02%
Federal Home Loan Mortgage Corp.	USD1,735,848	3.00%	1/7/2043	1,704,830	0.02%
Federal Home Loan Mortgage Corp.	USD1,705,663	3.50%	1/6/2046	1,704,821	0.02%
Goldman Sachs Group, Inc.	USD1,500,000	6.75%	1/10/2037	1,704,627	0.02%
Exxon Mobil Corp.	USD1,721,000	1.91%	6/3/2020	1,702,847	0.02%
Federal National Mortgage Association	USD1,701,509	3.50%	1/12/2046	1,701,705	0.02%
Federal Home Loan Mortgage Corp.	USD1,737,843	3.00%	1/2/2046	1,696,005	0.02%
Federal Home Loan Mortgage Corp.	USD1,684,534	3.50%	1/1/2044	1,695,442	0.02%
Government National Mortgage Association	USD1,647,253	4.00%	20/8/2047	1,688,117	0.02%
JPMorgan Chase & Co.	EUR1,500,000	0.63%	25/1/2024	1,685,413	0.02%
CF Industries, Inc.	USD1,720,000	3.40%	1/12/2021	1,684,504	0.02%
Federal Home Loan Mortgage Corp.	USD1,684,167	3.50%	1/1/2048	1,683,741	0.02%
Shire Acquisitions Investments Ireland DAC	USD1,775,000	2.88%	23/9/2023	1,683,440	0.02%
Government National Mortgage Association	USD1,630,321	4.00%	20/8/2048	1,669,217	0.02%
Government National Mortgage Association	USD1,650,931	3.50%	20/4/2045	1,668,771	0.02%
Verizon Communications, Inc.	USD1,650,000	3.45%	15/3/2021	1,657,278	0.02%
Chubb INA Holdings, Inc.	EUR1,452,000	1.55%	15/3/2028	1,645,131	0.02%
Government National Mortgage Association	USD1,595,510	4.00%	20/2/2041	1,644,980	0.02%
Energy Transfer Operating LP	USD1,750,000	4.05%	15/3/2025	1,643,859	0.02%
Federal National Mortgage Association	USD1,675,000	2.00%	5/10/2022	1,642,210	0.02%
Federal Home Loan Mortgage Corp.	USD1,200,000	6.75%	15/3/2031	1,636,843	0.02%
Capital One Financial Corp.	USD1,675,000	3.05%	9/3/2022	1,636,004	0.02%
Microsoft Corp.	USD1,650,000	3.30%	6/2/2027	1,635,383	0.02%
Duke Energy Corp.	USD1,705,000	1.80%	1/9/2021	1,632,387	0.02%
Government National Mortgage Association	USD1,589,092	4.00%	20/3/2047	1,631,975	0.02%
Wells Fargo & Co.	USD1,500,000	5.61%	15/1/2044	1,631,817	0.02%

Federal National Mortgage Association	USD1,575,729	4.50%	1/6/2048	1,631,356	0.02%
Federal National Mortgage Association	USD1,649,183	2.50%	1/4/2028	1,630,206	0.02%
Government National Mortgage Association	USD1,595,173	3.50%	20/12/2045	1,612,685	0.02%
Verizon Communications, Inc.	USD1,661,000	5.01%	21/8/2054	1,610,263	0.02%
US Treasury Note	USD1,630,000	1.63%	31/7/2020	1,606,823	0.02%
Federal Home Loan Banks	USD1,615,000	2.13%	11/2/2020	1,606,035	0.02%
Apple, Inc.	CAD2,250,000	2.51%	19/8/2024	1,599,085	0.02%
Federal National Mortgage Association	USD1,563,906	4.00%	1/3/2048	1,594,211	0.02%
Federal Home Loan Mortgage Corp.	USD1,600,000	2.38%	13/1/2022	1,591,920	0.02%
Bank of America Corp.	USD1,600,000	2.63%	19/10/2020	1,581,566	0.02%
Federal National Mortgage Association	USD1,596,941	3.00%	1/9/2032	1,577,582	0.02%
Government National Mortgage Association	USD1,555,932	3.50%	20/8/2045	1,569,326	0.02%
Federal Home Loan Mortgage Corp.	USD1,556,214	3.50%	1/11/2045	1,560,255	0.02%
Apple, Inc.	USD1,600,000	2.40%	3/5/2023	1,549,325	0.02%
Government National Mortgage Association	USD1,570,152	3.00%	20/6/2046	1,548,691	0.02%
Applied Materials, Inc.	USD1,550,000	3.90%	1/10/2025	1,543,926	0.02%
Government National Mortgage Association	USD1,553,211	3.00%	20/12/2042	1,542,286	0.02%
Federal National Mortgage Association	USD1,512,926	4.00%	1/5/2047	1,542,195	0.02%
Government National Mortgage Association	USD1,547,545	3.00%	20/4/2043	1,536,659	0.02%
AT&T, Inc.	USD1,500,000	4.60%	15/2/2021	1,534,588	0.02%
Wells Fargo & Co.	CHF1,500,000	0.50%	2/11/2023	1,531,808	0.02%
Federal National Mortgage Association	USD1,530,154	3.50%	1/10/2045	1,529,860	0.02%
Federal Home Loan Mortgage Corp.	USD1,497,709	4.00%	1/6/2047	1,526,932	0.02%
High Street Funding Trust I	USD1,525,000	4.11%	15/2/2028	1,523,222	0.01%
Kinder Morgan, Inc.	USD1,525,000	4.30%	1/6/2025	1,516,847	0.01%
Duke Energy Carolinas LLC	USD1,575,000	3.95%	15/3/2048	1,511,370	0.01%

	元本	利率	償還日	公正価格 (米ドル)	純資産総額 比率
SITE Centers Corp.	USD1,500,000	4.70%	1/6/2027	1,508,644	0.01%
Microsoft Corp.	USD1,525,000	2.00%	3/11/2020	1,508,431	0.01%
Caterpillar, Inc.	USD1,500,000	3.40%	15/5/2024	1,504,509	0.01%
Federal Home Loan Mortgage Corp.	USD1,475,070	4.00%	1/5/2047	1,504,064	0.01%
Occidental Petroleum Corp.	USD1,525,000	3.40%	15/4/2026	1,494,439	0.01%
Federal Home Loan Mortgage Corp.	USD1,500,000	2.38%	16/2/2021	1,493,670	0.01%
Branch Banking & Trust Co.	USD1,500,000	2.10%	15/1/2020	1,485,208	0.01%
Government National Mortgage Association	USD1,493,431	3.00%	20/7/2043	1,482,928	0.01%
Citibank Credit Card Issuance Trust	USD1,500,000	1.92%	7/4/2022	1,479,671	0.01%
General Motors Co.	USD1,475,000	4.88%	2/10/2023	1,478,131	0.01%
Federal Home Loan Mortgage Corp.	USD1,500,000	1.63%	29/9/2020	1,475,737	0.01%
Visa, Inc.	USD1,500,000	3.15%	14/12/2025	1,474,485	0.01%
Santander Holdings USA, Inc.	USD1,500,000	3.70%	28/3/2022	1,470,885	0.01%
Federal Home Loan Mortgage Corp.	USD1,400,000	3.93%	25/6/2028	1,469,776	0.01%
PNC Bank NA	USD1,500,000	2.63%	17/2/2022	1,465,910	0.01%
Sammons Financial Group, Inc.	USD1,500,000	4.45%	12/5/2027	1,464,527	0.01%
Federal Home Loan Mortgage Corp.	USD1,462,964	3.50%	1/1/2045	1,464,500	0.01%
Federal Home Loan Mortgage Corp.	USD1,488,125	2.50%	1/4/2027	1,462,769	0.01%
Government National Mortgage Association	USD1,435,118	3.50%	20/5/2042	1,455,544	0.01%
AT&T, Inc.	USD1,560,000	5.15%	15/2/2050	1,450,352	0.01%
Federal Home Loan Banks	USD1,500,000	1.13%	14/7/2021	1,448,629	0.01%
Praxair, Inc.	USD1,500,000	2.20%	15/8/2022	1,447,248	0.01%

GE Capital European Funding Unlimited Co.	EUR1,000,000	6.03%	1/3/2038	1,445,630	0.01%
Wells Fargo & Co.	USD1,500,000	2.63%	22/7/2022	1,444,208	0.01%
Cargill, Inc.	USD1,450,000	3.25%	1/3/2023	1,442,820	0.01%
Government National Mortgage Association	USD1,398,119	4.00%	20/3/2046	1,438,706	0.01%
Wells Fargo & Co.^	USD1,500,000	3.58%	22/5/2028	1,438,536	0.01%
Apollo Management Holdings LP	USD1,425,000	4.40%	27/5/2026	1,437,720	0.01%
Verizon Communications, Inc.	AUD2,000,000	4.05%	17/2/2025	1,436,803	0.01%
Goldman Sachs Group, Inc.	USD1,500,000	4.25%	21/10/2025	1,436,766	0.01%
Federal Home Loan Mortgage Corp.	USD1,401,232	4.00%	1/12/2045	1,434,979	0.01%
CVS Health Corp.	USD1,450,000	3.70%	9/3/2023	1,433,455	0.01%
Goldman Sachs Group, Inc.	AUD2,000,000	5.00%	21/8/2019	1,427,874	0.01%
Bank of America Corp.	USD1,455,000	4.00%	22/1/2025	1,423,012	0.01%
Government National Mortgage Association	USD1,373,302	4.00%	20/8/2045	1,414,013	0.01%
US Treasury Bond	USD1,123,000	6.88%	15/8/2025	1,413,752	0.01%
Bank of America Corp.	GBP1,000,000	6.13%	15/9/2021	1,413,211	0.01%
Federal National Mortgage Association	USD1,407,052	3.00%	1/1/2027	1,412,201	0.01%
Government National Mortgage Association	USD1,376,496	4.00%	20/7/2048	1,411,612	0.01%
Federal National Mortgage Association	USD1,380,404	4.00%	1/7/2048	1,407,191	0.01%
General Electric Co.	USD1,344,000	6.75%	15/3/2032	1,406,595	0.01%
Government National Mortgage Association	USD1,415,046	3.00%	20/9/2042	1,405,094	0.01%
Federal National Mortgage Association	USD1,439,034	3.00%	1/7/2046	1,403,721	0.01%
General Electric Co.	EUR1,300,000	0.38%	17/5/2022	1,399,411	0.01%
AT&T, Inc.	USD1,490,000	5.15%	15/11/2046	1,395,687	0.01%
Government National Mortgage Association	USD1,373,729	3.50%	20/6/2042	1,393,275	0.01%
Apple, Inc.	EUR1,200,000	1.38%	24/5/2029	1,390,228	0.01%
Government National Mortgage Association	USD1,368,542	3.50%	20/4/2043	1,385,163	0.01%
Federal Home Loan Mortgage Corp.	USD1,406,000	1.38%	20/4/2020	1,383,836	0.01%
PacifiCorp	USD1,400,000	4.13%	15/1/2049	1,381,957	0.01%
US Treasury Bond	USD1,086,000	6.13%	15/11/2027	1,380,068	0.01%
Cisco Systems, Inc.	USD1,400,000	2.20%	28/2/2021	1,379,119	0.01%
Federal Home Loan Mortgage Corp.	USD1,330,606	4.50%	1/6/2048	1,378,733	0.01%
Apple, Inc.	JPY150,000,000	0.35%	10/6/2020	1,373,932	0.01%
State of Illinois	USD1,440,000	5.10%	1/6/2033	1,372,939	0.01%
Dell International LLC/EMC Corp.	USD1,375,000	4.42%	15/6/2021	1,372,732	0.01%
Federal National Mortgage Association	USD1,341,671	4.00%	1/11/2047	1,367,638	0.01%
Federal Home Loan Mortgage Corp.	USD1,326,081	4.00%	1/9/2040	1,363,593	0.01%
General Electric Co.	USD1,422,000	5.88%	14/1/2038	1,362,963	0.01%
Federal Home Loan Mortgage Corp.	USD1,324,280	4.00%	1/8/2044	1,358,213	0.01%
Wells Fargo & Co.	USD1,350,000	4.13%	15/8/2023	1,357,980	0.01%
Federal Home Loan Mortgage Corp.	USD1,354,996	3.50%	1/8/2048	1,354,750	0.01%
Government National Mortgage Association	USD1,374,999	3.00%	20/3/2048	1,354,423	0.01%
Federal National Mortgage Association	USD1,378,049	3.00%	1/5/2043	1,354,063	0.01%
Bank of America Corp.^	USD1,350,000	3.86%	23/7/2024	1,351,168	0.01%
Federal National Mortgage Association	USD1,322,603	4.00%	1/10/2045	1,349,691	0.01%
Federal Home Loan Mortgage Corp.	USD1,358,998	3.00%	1/11/2036	1,346,937	0.01%
Cintas Corp. No 2	USD1,375,000	3.70%	1/4/2027	1,343,753	0.01%

元本

利率

償還日

公正価格
(米ドル)純資産総額
比率

Medtronic, Inc.	USD1,350,000	2.50%	15/3/2020	1,343,018	0.01%
Liberty Mutual Group, Inc.	USD1,300,000	4.95%	1/5/2022	1,338,143	0.01%
Brandywine Operating Partnership LP	USD1,400,000	3.95%	15/11/2027	1,334,684	0.01%
Federal National Mortgage Association	USD1,294,027	4.00%	1/6/2038	1,331,141	0.01%
Government National Mortgage Association	USD1,273,424	5.00%	20/7/2048	1,325,857	0.01%
Federal Home Loan Mortgage Corp.	USD1,300,000	3.41%	25/12/2026	1,320,163	0.01%
Federal National Mortgage Association	USD1,294,021	4.00%	1/3/2047	1,319,033	0.01%
Federal National Mortgage Association	USD1,339,545	2.50%	1/7/2028	1,318,344	0.01%
Federal National Mortgage Association	USD1,284,360	4.00%	1/3/2046	1,310,706	0.01%
Bank of America Corp.^	USD1,348,000	3.00%	20/12/2023	1,309,787	0.01%
Government National Mortgage Association	USD1,277,914	4.00%	20/1/2048	1,309,465	0.01%
US Treasury Note	USD1,319,000	2.13%	31/1/2021	1,308,901	0.01%
Government National Mortgage Association	USD1,266,500	4.00%	20/11/2040	1,305,759	0.01%
General Motors Financial Co., Inc.	USD1,350,000	3.45%	14/1/2022	1,298,311	0.01%
Federal National Mortgage Association^	USD1,275,000	3.58%	25/8/2028	1,296,802	0.01%
AT&T, Inc.	USD1,520,000	4.35%	15/6/2045	1,294,552	0.01%
Anheuser-Busch InBev Worldwide, Inc.	USD1,350,000	2.50%	15/7/2022	1,293,862	0.01%
Comcast Corp.	USD1,325,000	3.00%	1/2/2024	1,292,724	0.01%
Wells Fargo & Co.	USD1,325,000	4.10%	3/6/2026	1,292,051	0.01%
Federal Home Loan Mortgage Corp.	USD1,244,334	4.50%	1/9/2048	1,287,191	0.01%
CVS Health Corp.	USD1,300,000	4.10%	25/3/2025	1,284,738	0.01%
Morgan Stanley	USD1,325,000	4.35%	8/9/2026	1,284,715	0.01%
Hewlett Packard Enterprise Co.	USD1,250,000	4.40%	15/10/2022	1,276,232	0.01%
Metropolitan Life Global Funding I	GBP1,000,000	1.63%	9/6/2022	1,265,258	0.01%
Government National Mortgage Association	USD1,232,815	4.00%	20/7/2047	1,263,822	0.01%
Federal National Mortgage Association	USD1,237,507	4.00%	1/7/2047	1,261,458	0.01%
Apple, Inc.	USD1,300,000	2.40%	13/1/2023	1,261,088	0.01%
Pfizer, Inc.	EUR1,100,000	0.25%	6/3/2022	1,258,866	0.01%
CD 2016-CD2 Mortgage Trust^	USD1,265,000	3.53%	10/11/2049	1,257,549	0.01%
Government National Mortgage Association	USD1,243,681	3.50%	20/6/2045	1,257,322	0.01%
Federal Home Loan Mortgage Corp.	USD1,253,895	3.50%	1/11/2047	1,253,665	0.01%
US Treasury Note	USD1,275,000	2.13%	30/11/2023	1,252,090	0.01%
Federal Home Loan Mortgage Corp.^	USD1,200,000	3.85%	25/5/2028	1,252,080	0.01%
Verizon Communications, Inc.	USD1,330,000	4.52%	15/9/2048	1,249,531	0.01%
Federal Home Loan Mortgage Corp.	USD1,278,556	2.50%	1/11/2031	1,247,246	0.01%
Government National Mortgage Association	USD1,208,699	4.00%	20/9/2045	1,244,537	0.01%
Federal Home Loan Mortgage Corp.	USD1,246,000	2.50%	23/4/2020	1,244,137	0.01%
Federal Home Loan Mortgage Corp.	USD1,274,459	3.00%	1/6/2046	1,243,783	0.01%
Federal Home Loan Mortgage Corp.	USD1,199,880	4.50%	1/8/2048	1,241,204	0.01%
Federal National Mortgage Association	USD1,177,613	5.00%	1/12/2043	1,240,108	0.01%
Bank of America Corp.	USD1,255,000	2.63%	19/4/2021	1,237,577	0.01%
Government National Mortgage Association	USD1,222,727	3.50%	20/3/2046	1,236,144	0.01%
US Treasury Note	USD1,245,000	2.13%	30/9/2021	1,233,328	0.01%
Government National Mortgage Association	USD1,215,012	3.50%	20/11/2045	1,227,976	0.01%
Government National Mortgage Association	USD1,217,878	3.50%	20/7/2043	1,227,749	0.01%
Teachers Insurance & Annuity Association of America	USD1,290,000	4.27%	15/5/2047	1,224,099	0.01%
Citibank NA	USD1,250,000	2.13%	20/10/2020	1,223,557	0.01%
Federal Home Loan Mortgage Corp.	USD1,208,525	3.50%	1/10/2035	1,219,493	0.01%
Federal Home Loan Mortgage Corp.	USD1,215,358	3.50%	1/3/2045	1,218,513	0.01%

Intel Corp.	USD1,309,000	3.73%	8/12/2047	1,217,564	0.01%
Oracle Corp.	USD1,250,000	2.95%	15/11/2024	1,215,876	0.01%
Government National Mortgage Association	USD1,196,527	3.50%	20/1/2043	1,213,560	0.01%
Verizon Communications, Inc.	USD1,231,000	4.86%	21/8/2046	1,212,733	0.01%
Verizon Communications, Inc.	EUR1,000,000	2.38%	17/2/2022	1,210,177	0.01%
Federal National Mortgage Association	USD1,168,754	4.50%	1/9/2048	1,209,497	0.01%
Government National Mortgage Association	USD1,197,068	3.50%	20/2/2046	1,206,214	0.01%
Federal National Mortgage Association	USD1,205,563	3.50%	1/8/2042	1,205,332	0.01%
Federal Home Loan Banks	USD1,180,000	3.25%	16/11/2028	1,203,398	0.01%
Federal National Mortgage Association	USD1,169,337	4.00%	1/2/2041	1,201,331	0.01%
Amazon.com, Inc.	USD1,235,000	3.88%	22/8/2037	1,198,407	0.01%
Charter Communications Operating LLC/Charter Communications Operating Capital	USD1,186,000	4.46%	23/7/2022	1,197,471	0.01%
Federal National Mortgage Association	USD1,222,142	3.00%	1/8/2046	1,192,152	0.01%
Government National Mortgage Association	USD1,181,651	3.50%	20/6/2047	1,189,942	0.01%
Broadcom Corp./Broadcom Cayman Finance Ltd.	USD1,325,000	3.88%	15/1/2027	1,186,193	0.01%
GS Mortgage Securities Trust 2017	USD1,213,000	3.43%	10/8/2050	1,183,488	0.01%
Procter & Gamble Co.	USD1,200,000	1.90%	23/10/2020	1,179,850	0.01%
JPMorgan Chase & Co.	USD1,200,000	3.38%	1/5/2023	1,176,368	0.01%

	元本	利率	償還日	公正価格 (米ドル)	純資産総額 比率
Federal National Mortgage Association	USD1,163,852	3.50%	1/5/2042	1,173,362	0.01%
Federal Home Loan Mortgage Corp.	USD1,108,878	5.00%	1/8/2044	1,171,642	0.01%
Federal National Mortgage Association	USD1,139,452	4.00%	1/12/2041	1,170,627	0.01%
Charter Communications Operating LLC/Charter Communications Operating Capital	USD1,175,000	4.91%	23/7/2025	1,169,246	0.01%
Government National Mortgage Association	USD1,149,815	3.50%	20/12/2044	1,162,261	0.01%
Ford Motor Credit Co. LLC	USD1,200,000	3.34%	18/3/2021	1,162,162	0.01%
Verizon Communications, Inc.	USD1,280,000	2.63%	15/8/2026	1,160,977	0.01%
AbbVie, Inc.	USD1,175,000	3.20%	6/11/2022	1,157,088	0.01%
Federal Home Loan Mortgage Corp.	USD1,176,041	2.50%	1/9/2028	1,155,990	0.01%
Government National Mortgage Association	USD1,142,340	3.50%	20/1/2047	1,151,553	0.01%
Walmart, Inc.	USD1,150,000	3.30%	22/4/2024	1,150,641	0.01%
Energy Transfer LP	USD1,200,000	4.25%	15/3/2023	1,149,000	0.01%
Berkshire Hathaway, Inc.	EUR1,000,000	0.50%	13/3/2020	1,148,586	0.01%
John Deere Cash Management SA	EUR1,000,000	0.50%	15/9/2023	1,146,442	0.01%
Reliance Standard Life Global Funding II	USD1,150,000	3.05%	20/1/2021	1,145,517	0.01%
Federal National Mortgage Association	USD1,200,000	2.13%	24/4/2026	1,144,024	0.01%
Entergy Louisiana LLC	USD1,150,000	4.20%	1/9/2048	1,143,967	0.01%
Federal National Mortgage Association	USD1,102,343	4.50%	1/4/2047	1,143,913	0.01%
JPMorgan Chase & Co. ^	EUR1,000,000	1.64%	18/5/2028	1,143,427	0.01%
Government National Mortgage Association	USD1,127,300	3.50%	20/5/2043	1,143,338	0.01%
Verizon Communications, Inc.	USD1,150,000	4.50%	10/8/2033	1,143,140	0.01%
Government National Mortgage Association	USD1,093,086	4.50%	20/11/2044	1,142,005	0.01%
Morgan Stanley	USD1,150,000	3.88%	29/4/2024	1,141,884	0.01%
Oracle Corp.	USD1,225,000	3.85%	15/7/2036	1,141,299	0.01%
US Treasury Note	USD1,145,000	2.13%	15/8/2021	1,134,444	0.01%
Government National Mortgage Association	USD1,149,347	3.00%	20/11/2047	1,132,532	0.01%
Citigroup, Inc. ^	EUR1,000,000	1.50%	24/7/2026	1,130,230	0.01%

Abbott Laboratories	USD1,075,000	4.90%	30/11/2046	1,129,937	0.01%
WPC Eurobond BV	EUR1,000,000	2.25%	9/4/2026	1,128,376	0.01%
Federal National Mortgage Association	USD1,100,000	4.00%	1/1/2034	1,125,570	0.01%
Government National Mortgage Association	USD1,107,173	3.50%	20/8/2042	1,122,927	0.01%
Wells Fargo & Co.	EUR1,000,000	1.38%	26/10/2026	1,122,725	0.01%
Bank of New York Mellon Corp.	USD1,150,000	2.05%	3/5/2021	1,122,324	0.01%
General Motors Financial Co., Inc.	USD1,125,000	4.20%	1/3/2021	1,119,526	0.01%
Microsoft Corp.	USD1,141,000	3.95%	8/8/2056	1,118,229	0.01%
Federal Home Loan Mortgage Corp.	USD1,117,952	3.00%	1/2/2037	1,116,151	0.01%
Wells Fargo Commercial Mortgage Trust 2015	USD1,100,000	3.79%	15/9/2048	1,115,752	0.01%
AT&T, Inc.	EUR1,000,000	2.35%	5/9/2029	1,115,589	0.01%
Illinois Tool Works, Inc.	USD1,100,000	3.50%	1/3/2024	1,114,620	0.01%
US Treasury Note	USD1,144,000	1.38%	31/5/2021	1,114,506	0.01%
Federal National Mortgage Association	USD1,063,339	4.50%	1/5/2041	1,111,291	0.01%
Federal Home Loan Mortgage Corp.	USD1,124,881	2.50%	1/5/2028	1,110,566	0.01%
AT&T, Inc.	USD1,125,000	3.20%	1/3/2022	1,110,382	0.01%
Government National Mortgage Association	USD1,077,210	4.00%	20/1/2047	1,106,895	0.01%
Citigroup, Inc.	USD1,125,000	4.65%	23/7/2048	1,105,941	0.01%
Dell International LLC/EMC Corp.	USD1,100,000	6.02%	15/6/2026	1,104,974	0.01%
US Treasury Note	USD1,131,000	1.75%	30/4/2022	1,104,846	0.01%
Federal National Mortgage Association	USD1,097,389	3.50%	1/1/2046	1,098,699	0.01%
Government National Mortgage Association	USD1,106,418	3.00%	20/8/2043	1,097,434	0.01%
Government National Mortgage Association	USD1,065,706	4.00%	20/10/2045	1,097,312	0.01%
Verizon Communications, Inc.	USD1,186,000	4.67%	15/3/2055	1,093,153	0.01%
Federal Home Loan Mortgage Corp.	USD1,095,000	3.24%	25/4/2027	1,093,149	0.01%
Federal Home Loan Mortgage Corp.	USD1,096,495	3.00%	1/11/2030	1,092,591	0.01%
John Deere Capital Corp.	USD1,100,000	2.05%	10/3/2020	1,088,409	0.01%
HSBC USA, Inc.	USD1,100,000	2.75%	7/8/2020	1,087,523	0.01%
Federal Home Loan Mortgage Corp.	USD1,063,457	4.00%	1/2/2046	1,085,451	0.01%
Goldman Sachs Group, Inc.	USD950,000	6.25%	1/2/2041	1,084,456	0.01%
Federal Home Loan Mortgage Corp.	USD1,101,793	3.00%	1/1/2043	1,082,125	0.01%
Government National Mortgage Association	USD1,097,112	3.00%	20/11/2046	1,082,111	0.01%
US Treasury Note	USD1,098,000	2.00%	30/11/2022	1,078,270	0.01%
AT&T, Inc.	USD1,150,000	3.40%	15/5/2025	1,077,808	0.01%
FirstEnergy Transmission LLC	USD1,000,000	5.45%	15/7/2044	1,076,433	0.01%
Federal Home Loan Mortgage Corp.	USD1,069,445	3.50%	1/4/2045	1,072,219	0.01%
Charter Communications Operating LLC/Charter Communications Operating Capital	USD1,040,000	6.48%	23/10/2045	1,070,987	0.01%
Kinder Morgan Energy Partners LP	USD1,100,000	5.50%	1/3/2044	1,067,715	0.01%
Activision Blizzard, Inc.	USD1,100,000	2.30%	15/9/2021	1,065,996	0.01%

	元本	利率	償還日	公正価格 (米ドル)	純資産総額 比率
Federal National Mortgage Association	USD1,069,271	3.00%	1/1/2033	1,056,312	0.01%
Federal Home Loan Mortgage Corp.	USD1,082,163	3.00%	1/5/2046	1,056,116	0.01%
Chubb INA Holdings, Inc.	EUR936,000	2.50%	15/3/2038	1,052,601	0.01%
Comcast Corp.	USD1,025,000	4.15%	15/10/2028	1,040,940	0.01%
Comcast Corp.	USD1,025,000	4.70%	15/10/2048	1,039,636	0.01%
BENCHMARK 2018-B7 Mortgage Trust	USD975,000	4.51%	15/11/2051	1,037,059	0.01%

Federal National Mortgage Association	USD999,900	4.50%	1/4/2048	1,035,352	0.01%
Federal National Mortgage Association	USD999,901	4.50%	1/1/2048	1,035,129	0.01%
Metropolitan Life Global Funding I	USD1,050,000	2.00%	14/4/2020	1,034,683	0.01%
Discovery Communications LLC	USD1,025,000	4.90%	11/3/2026	1,032,589	0.01%
Federal National Mortgage Association^	USD1,044,000	3.06%	25/5/2027	1,032,234	0.01%
Federal Home Loan Mortgage Corp.	USD1,024,416	3.50%	1/4/2043	1,031,198	0.01%
Abbott Ireland Financing DAC	EUR900,000	0.88%	27/9/2023	1,027,512	0.01%
CVS Health Corp.	USD1,075,000	4.78%	25/3/2038	1,026,633	0.01%
ONEOK Partners LP	USD1,000,000	5.00%	15/9/2023	1,026,536	0.01%
General Electric Co.	EUR1,000,000	0.88%	17/5/2025	1,026,135	0.01%
Federal Home Loan Mortgage Corp.	USD1,003,670	4.00%	1/10/2045	1,024,108	0.01%
GS Mortgage Securities Trust 2014	USD1,000,000	3.93%	10/9/2047	1,023,680	0.01%
Federal National Mortgage Association	USD1,022,405	3.50%	1/3/2046	1,023,624	0.01%
Government National Mortgage Association	USD1,013,404	3.50%	20/4/2046	1,022,472	0.01%
GS Mortgage Securities Trust 2012	USD1,011,181	3.48%	10/1/2045	1,021,313	0.01%
JPMorgan Chase & Co.^	USD1,155,000	3.90%	23/1/2049	1,020,926	0.01%
JPMorgan Chase & Co.	USD1,000,000	4.85%	1/2/2044	1,020,828	0.01%
Medtronic, Inc.	USD975,000	4.63%	15/3/2045	1,020,731	0.01%
Wells Fargo Commercial Mortgage Trust 2014	USD1,000,000	3.82%	15/8/2050	1,020,280	0.01%
National Grid North America, Inc.	EUR900,000	0.75%	8/8/2023	1,020,081	0.01%
Amgen, Inc.	USD1,095,000	4.40%	1/5/2045	1,019,190	0.01%
Federal National Mortgage Association	USD1,040,000	1.50%	30/11/2020	1,019,179	0.01%
Verizon Communications, Inc.	USD975,000	5.25%	16/3/2037	1,018,013	0.01%
JPMorgan Chase & Co.^	USD1,000,000	4.45%	5/12/2029	1,016,832	0.01%
Wells Fargo Commercial Mortgage Trust 2015	USD1,000,000	3.81%	15/12/2048	1,016,450	0.01%
Government National Mortgage Association	USD969,836	4.50%	20/8/2041	1,016,009	0.01%
IHS Markit Ltd.	USD1,000,000	5.00%	1/11/2022	1,012,500	0.01%
US Treasury Note	USD1,012,000	2.50%	31/12/2020	1,012,000	0.01%
Verizon Communications, Inc.	USD950,000	5.15%	15/9/2023	1,011,921	0.01%
Government National Mortgage Association	USD1,022,181	3.00%	20/1/2046	1,011,207	0.01%
Federal Home Loan Mortgage Corp.	USD1,033,861	3.00%	1/3/2048	1,008,587	0.01%
US Treasury Note	USD1,015,000	2.00%	31/7/2020	1,006,436	0.01%
Goldman Sachs Group, Inc.	USD1,050,000	4.80%	8/7/2044	1,003,271	0.01%
Time Warner Cable LLC	USD1,000,000	4.13%	15/2/2021	1,003,151	0.01%
Federal Home Loan Mortgage Corp.	USD1,000,000	3.22%	25/3/2027	1,001,500	0.01%
Federal Home Loan Mortgage Corp.	USD1,000,000	3.00%	25/1/2024	1,000,819	0.01%
Discover Card Execution Note Trust	USD1,000,000	1.64%	15/7/2021	999,593	0.01%
Government National Mortgage Association	USD1,009,095	3.00%	15/12/2045	998,863	0.01%
Federal National Mortgage Association	USD931,170	5.50%	1/4/2036	998,847	0.01%
Mercedes-Benz Auto Lease Trust 2017	USD1,000,000	1.79%	15/4/2020	996,560	0.01%
Berkshire Hathaway Finance Corp.	USD1,000,000	4.20%	15/8/2048	996,456	0.01%
US Treasury Note	USD993,000	2.63%	15/11/2020	994,707	0.01%
Federal National Mortgage Association	USD951,744	4.50%	1/11/2042	993,750	0.01%
Government National Mortgage Association	USD982,989	3.50%	20/8/2044	993,629	0.01%
Verizon Communications, Inc.	USD1,000,000	3.13%	16/3/2022	992,955	0.01%
AbbVie, Inc.	USD1,075,000	3.20%	14/5/2026	992,905	0.01%
Tennessee Valley Authority	USD1,000,000	2.88%	1/2/2027	992,804	0.01%
AmeriCredit Automobile Receivables Trust 2017	USD1,000,000	1.98%	20/12/2021	992,783	0.01%

Microsoft Corp.	USD1,000,000	1.85%	6/2/2020	992,609	0.01%
US Treasury Note	USD1,000,000	2.38%	15/8/2024	991,094	0.01%
Morgan Stanley Capital I Trust 2017	USD1,000,000	3.53%	15/6/2050	989,820	0.01%
UnitedHealth Group, Inc.	USD1,000,000	4.25%	15/4/2047	989,687	0.01%
Federal National Mortgage Association	USD1,000,000	1.63%	21/1/2020	989,571	0.01%
UBS-Barclays Commercial Mortgage Trust 2012	USD1,000,000	2.85%	10/12/2045	988,430	0.01%
Federal Home Loan Mortgage Corp.	USD1,000,000	1.50%	17/1/2020	988,405	0.01%
Apple, Inc.	USD1,000,000	2.70%	13/5/2022	988,318	0.01%
Government National Mortgage Association	USD957,591	4.00%	20/6/2045	987,178	0.01%
Capital One NA	USD1,000,000	2.35%	31/1/2020	986,859	0.01%
Wells Fargo Commercial Mortgage Trust 2017	USD1,011,000	3.45%	15/7/2050	986,837	0.01%
Healthcare Realty Trust Inc	USD1,000,000	3.75%	15/4/2023	986,417	0.01%
Walt Disney Co.	USD1,000,000	1.80%	5/6/2020	984,363	0.01%
Federal National Mortgage Association	USD1,000,000	2.00%	5/1/2022	984,195	0.01%

	元本	利率	償還日	公正価格 (米ドル)	純資産総額 比率
Verizon Communications, Inc.	USD985,000	5.01%	15/4/2049	983,572	0.01%
Progressive Corp.	USD1,000,000	4.13%	15/4/2047	980,503	0.01%
Morgan Stanley	USD1,000,000	2.50%	21/4/2021	979,429	0.01%
Federal National Mortgage Association	USD1,000,000	1.88%	5/4/2022	979,037	0.01%
UBS Commercial Mortgage Trust 2017	USD1,000,000	3.46%	15/6/2050	978,590	0.01%
CSAIL 2017-C8 Commercial Mortgage Trust	USD1,000,000	3.39%	15/6/2050	976,960	0.01%
Georgia Power Co.	USD1,000,000	2.00%	8/9/2020	976,024	0.01%
Goldman Sachs Group, Inc.	USD1,000,000	3.85%	8/7/2024	974,629	0.01%
Devon Energy Corp.	USD1,000,000	3.25%	15/5/2022	974,479	0.01%
Illinois Tool Works, Inc.	USD1,050,000	2.65%	15/11/2026	972,191	0.01%
Federal National Mortgage Association	USD953,700	4.00%	1/5/2047	972,164	0.01%
Dell International LLC/EMC Corp.	USD955,000	5.45%	15/6/2023	971,846	0.01%
Synchrony Financial	USD1,000,000	3.75%	15/8/2021	970,445	0.01%
Federal Home Loan Mortgage Corp.	USD949,276	4.00%	1/7/2047	968,682	0.01%
Digital Realty Trust LP	USD975,000	3.63%	1/10/2022	967,450	0.01%
JPMorgan Chase & Co.	USD950,000	4.95%	1/6/2045	967,245	0.01%
Federal National Mortgage Association	USD965,984	3.50%	1/1/2048	965,802	0.01%
Phillips 66	USD990,000	4.88%	15/11/2044	964,960	0.01%
Goldman Sachs Group, Inc.	USD1,000,000	2.35%	15/11/2021	964,721	0.01%
Dow Chemical Co.	USD1,000,000	3.50%	1/10/2024	964,663	0.01%
NBCUniversal Media LLC	USD1,000,000	4.45%	15/1/2043	964,454	0.01%
Government National Mortgage Association	USD904,914	5.00%	20/8/2040	962,310	0.01%
Tennessee Valley Authority	USD700,000	7.13%	1/5/2030	962,092	0.01%
Federal National Mortgage Association^	USD1,000,000	2.60%	25/12/2026	961,760	0.01%
Federal Home Loan Mortgage Corp.	USD984,700	2.50%	1/2/2032	960,570	0.01%
Federal National Mortgage Association	USD953,608	3.50%	1/8/2042	960,073	0.01%
Goldman Sachs Group, Inc.^	USD1,000,000	2.91%	5/6/2023	953,674	0.01%
Government National Mortgage Association	USD943,192	3.50%	20/11/2044	953,401	0.01%
Federal Home Loan Mortgage Corp.	USD949,927	3.50%	1/1/2048	949,753	0.01%
Federal Home Loan Mortgage Corp.	USD941,642	3.50%	1/1/2042	949,346	0.01%
Energy Transfer Operating LP	USD975,000	3.60%	1/2/2023	945,871	0.01%

CBS Corp.	USD1,000,000	3.50%	15/1/2025	945,333	0.01%
Federal National Mortgage Association	USD945,154	3.50%	1/5/2047	945,266	0.01%
Bank of America Corp.^	USD1,000,000	3.09%	1/10/2025	944,278	0.01%
Constellation Brands, Inc.	USD1,000,000	3.70%	6/12/2026	944,202	0.01%
Oracle Corp.	USD975,000	1.90%	15/9/2021	943,696	0.01%
Marathon Oil Corp.	USD1,000,000	3.85%	1/6/2025	939,327	0.01%
Government National Mortgage Association	USD910,570	4.00%	20/3/2045	938,750	0.01%
Federal Home Loan Mortgage Corp.^	USD900,000	3.92%	25/9/2028	938,115	0.01%
FedEx Corp.	USD1,000,000	3.40%	15/2/2028	938,010	0.01%
Government National Mortgage Association	USD907,200	4.00%	20/12/2040	935,331	0.01%
Government National Mortgage Association	USD921,983	3.50%	20/12/2042	935,113	0.01%
Federal National Mortgage Association	USD944,820	3.00%	1/1/2037	934,523	0.01%
Federal Home Loan Mortgage Corp.	USD911,134	4.00%	1/7/2044	933,083	0.01%
Goldman Sachs Group, Inc.^	USD1,000,000	3.81%	23/4/2029	931,811	0.01%
Principal Financial Group, Inc.	USD1,000,000	3.10%	15/11/2026	931,642	0.01%
Government National Mortgage Association	USD917,200	3.50%	20/3/2043	930,247	0.01%
BENCHMARK 2018	USD900,000	4.12%	15/7/2051	929,115	0.01%
United Airlines 2016-1 Class AA Pass Through Trust	USD970,912	3.10%	7/7/2028	928,134	0.01%
Federal Home Loan Mortgage Corp.	USD899,869	4.00%	1/1/2041	925,338	0.01%
JPMorgan Chase & Co.	USD1,000,000	2.95%	1/10/2026	923,840	0.01%
Parker-Hannifin Corp.	USD925,000	3.50%	15/9/2022	923,763	0.01%
AutoZone, Inc.	USD925,000	3.70%	15/4/2022	923,324	0.01%
AXA Equitable Holdings, Inc.	USD970,000	4.35%	20/4/2028	923,096	0.01%
Apple, Inc.	USD937,000	3.00%	9/2/2024	922,251	0.01%
Government National Mortgage Association	USD896,911	4.00%	20/4/2047	922,231	0.01%
Nestle Holdings, Inc.	EUR800,000	0.88%	18/7/2025	920,464	0.01%
President & Fellows of Harvard College	USD800,000	4.88%	15/10/2040	920,024	0.01%
Metropolitan Life Global Funding I	GBP733,000	1.13%	15/12/2021	919,446	0.01%
Synchrony Financial	USD1,000,000	4.25%	15/8/2024	919,207	0.01%
Federal National Mortgage Association	USD934,686	3.00%	1/9/2042	918,394	0.01%
Verizon Communications, Inc.	EUR800,000	2.88%	15/1/2038	916,669	0.01%
Johnson & Johnson	USD915,000	2.95%	1/9/2020	914,390	0.01%
Fidelity National Information Services, Inc.	USD950,000	2.25%	15/8/2021	913,425	0.01%
JPMorgan Chase & Co.	EUR750,000	3.88%	23/9/2020	912,211	0.01%
Federal National Mortgage Association	USD923,045	3.00%	1/7/2033	911,859	0.01%
Benchmark 2018-B8 Mortgage Trust	USD875,000	4.23%	15/1/2052	910,910	0.01%
Coca-Cola Co.	EUR800,000	0.50%	8/3/2024	909,191	0.01%

	元本	利率	償還日	公正価格 (米ドル)	純資産総額 比率
State Street Corp.	USD900,000	3.70%	20/11/2023	909,086	0.01%
International Paper Co.	USD1,000,000	3.00%	15/2/2027	908,094	0.01%
Progressive Corp.	USD900,000	3.75%	23/8/2021	907,908	0.01%
Federal Home Loan Mortgage Corp.	USD915,314	3.00%	1/9/2037	907,185	0.01%
Prologis Euro Finance LLC	EUR800,000	1.88%	5/1/2029	906,672	0.01%
Metropolitan Life Global Funding I	USD925,000	3.45%	18/12/2026	905,674	0.01%
Archer-Daniels-Midland Co.	EUR800,000	1.00%	12/9/2025	905,287	0.01%
Corning, Inc.	JPY100,000,000	0.99%	10/8/2027	904,270	0.01%

International Business Machines Corp.	EUR800,000	1.50%	23/5/2029	903,232	0.01%
Tyco Electronics Group SA	USD875,000	4.88%	15/1/2021	902,242	0.01%
Kansas City Southern	USD875,000	4.95%	15/8/2045	902,203	0.01%
Wells Fargo & Co.	USD925,000	3.07%	24/1/2023	900,704	0.01%
New York City Water & Sewer System	USD700,000	5.88%	15/6/2044	897,575	0.01%
Government National Mortgage Association	USD868,817	4.00%	20/8/2044	895,706	0.01%
Federal National Mortgage Association	USD891,000	2.75%	22/6/2021	895,685	0.01%
Ford Motor Credit Co. LLC	USD1,000,000	3.66%	8/9/2024	894,771	0.01%
Southern California Edison Co.	USD800,000	6.00%	15/1/2034	894,570	0.01%
Federal Home Loan Mortgage Corp.	USD866,912	4.00%	1/7/2038	891,109	0.01%
Federal Home Loan Mortgage Corp.	USD902,530	2.50%	1/7/2028	891,042	0.01%
General Electric Co.	EUR900,000	1.50%	17/5/2029	890,868	0.01%
Williams Cos, Inc.	USD920,000	3.90%	15/1/2025	890,348	0.01%
Federal National Mortgage Association	USD872,949	4.00%	1/2/2047	890,201	0.01%
Federal Home Loan Mortgage Corp.	USD905,566	2.50%	1/8/2027	890,142	0.01%
Apple, Inc.	USD900,000	2.25%	23/2/2021	889,979	0.01%
State of California	USD625,000	7.63%	1/3/2040	889,869	0.01%
Federal National Mortgage Association	USD859,277	4.50%	1/7/2047	889,561	0.01%
US Treasury Note	USD896,000	2.00%	30/9/2020	888,020	0.01%
Microsoft Corp.	USD950,000	2.40%	8/8/2026	887,092	0.01%
Synchrony Financial	USD975,000	4.50%	23/7/2025	886,903	0.01%
Morgan Stanley	EUR773,000	1.88%	27/4/2027	886,032	0.01%
Federal National Mortgage Association	USD885,849	3.50%	1/3/2048	885,684	0.01%
Cigna Holding Co.	USD880,000	4.00%	15/2/2022	884,639	0.01%
Bunge Ltd. Finance Corp.	USD1,000,000	3.75%	25/9/2027	884,159	0.01%
Burlington Northern Santa Fe LLC	USD900,000	4.13%	15/6/2047	883,004	0.01%
Federal National Mortgage Association	USD872,674	3.50%	1/12/2037	881,170	0.01%
Oracle Corp.	USD925,000	4.13%	15/5/2045	880,819	0.01%
Gilead Sciences, Inc.	USD800,000	5.65%	1/12/2041	880,415	0.01%
Government National Mortgage Association	USD886,168	3.00%	20/5/2043	879,934	0.01%
Amgen, Inc.	USD931,000	4.66%	15/6/2051	878,910	0.01%
Goldman Sachs Group, Inc. ^	USD1,000,000	4.02%	31/10/2038	878,617	0.01%
Visa, Inc.	USD850,000	4.30%	14/12/2045	877,033	0.01%
Government National Mortgage Association	USD836,051	4.50%	20/4/2041	875,873	0.01%
Federal National Mortgage Association	USD858,642	4.00%	1/12/2047	875,256	0.01%
Indiana Michigan Power Co.	USD875,000	3.85%	15/5/2028	875,000	0.01%
Citigroup, Inc.	USD900,000	2.35%	2/8/2021	873,434	0.01%
ConocoPhillips	USD700,000	6.50%	1/2/2039	870,871	0.01%
American International Group, Inc.	EUR800,000	1.88%	21/6/2027	869,389	0.01%
Home Depot, Inc.	USD925,000	2.80%	14/9/2027	867,573	0.01%
Federal National Mortgage Association	USD867,447	3.50%	1/6/2048	867,287	0.01%
Federal Home Loan Mortgage Corp.	USD856,030	3.50%	1/12/2029	867,251	0.01%
Government National Mortgage Association	USD859,631	3.50%	20/4/2047	865,844	0.01%
Jefferies Group LLC/Jefferies Group	USD900,000	4.85%	15/1/2027	864,236	0.01%
Capital Finance, Inc.					
DTE Energy Co.	USD940,000	2.85%	1/10/2026	862,319	0.01%
US Treasury Note	USD867,000	2.00%	30/11/2020	859,007	0.01%
State of California	USD625,000	7.30%	1/10/2039	857,950	0.01%
DXC Technology Co.	EUR800,000	1.75%	15/1/2026	857,579	0.01%
Intel Corp.	USD850,000	3.70%	29/7/2025	857,101	0.01%

Federal National Mortgage Association	USD870,941	3.00%	1/4/2043	855,759	0.01%
Government National Mortgage Association	USD847,155	3.50%	15/1/2042	855,172	0.01%
AXA Equitable Holdings, Inc.	USD955,000	5.00%	20/4/2048	855,153	0.01%
Federal National Mortgage Association	USD838,136	4.00%	1/7/2046	854,695	0.01%
Federal National Mortgage Association	USD825,000	4.50%	1/1/2049	853,875	0.01%
Federal National Mortgage Association	USD833,424	4.00%	1/5/2044	853,617	0.01%
Prudential Financial, Inc.	USD850,000	4.60%	15/5/2044	852,020	0.01%
Williams Cos, Inc.	USD845,000	4.55%	24/6/2024	851,188	0.01%
Philip Morris International, Inc.	USD875,000	3.38%	11/8/2025	850,640	0.01%
Federal National Mortgage Association	USD834,277	4.00%	1/10/2047	850,414	0.01%
Omnicom Group, Inc./Omnicom Capital, Inc.	USD900,000	3.60%	15/4/2026	850,341	0.01%

	元本	利率	償還日	公正価格 (米ドル)	純資産総額 比率
Government National Mortgage Association	USD856,064	3.00%	15/8/2045	847,950	0.01%
US Treasury Note	USD850,000	2.13%	30/6/2021	842,961	0.01%
Federal National Mortgage Association	USD853,026	3.00%	1/6/2033	842,691	0.01%
Express Scripts Holding Co.	USD875,000	3.50%	15/6/2024	841,799	0.01%
Visa, Inc.	USD850,000	2.20%	14/12/2020	840,747	0.01%
Oracle Corp.	USD900,000	3.80%	15/11/2037	840,694	0.01%
Federal National Mortgage Association	USD859,647	3.00%	1/10/2046	838,548	0.01%
Federal National Mortgage Association	USD831,791	3.00%	1/12/2026	834,835	0.01%
Newell Brands, Inc.	USD850,000	4.20%	1/4/2026	833,512	0.01%
Amazon.com, Inc.	USD850,000	4.05%	22/8/2047	832,489	0.01%
Citigroup, Inc.	USD900,000	3.20%	21/10/2026	831,696	0.01%
Federal Home Loan Mortgage Corp.	USD821,916	3.50%	1/7/2034	829,378	0.01%
Oklahoma Gas & Electric Co.	USD900,000	3.85%	15/8/2047	826,594	0.01%
Apple, Inc.	USD825,000	2.85%	6/5/2021	825,185	0.01%
Federal Home Loan Mortgage Corp.	USD826,702	3.00%	1/8/2029	824,780	0.01%
Sabine Pass Liquefaction LLC	USD800,000	5.63%	1/2/2021	824,000	0.01%
Humana, Inc.	USD835,000	3.85%	1/10/2024	822,397	0.01%
Federal National Mortgage Association	USD809,630	3.50%	1/4/2032	820,724	0.01%
Apple, Inc.	USD850,000	3.20%	11/5/2027	820,499	0.01%
Federal National Mortgage Association	USD830,485	2.50%	1/3/2027	820,433	0.01%
Energy Transfer LP	USD840,000	5.50%	1/6/2027	819,000	0.01%
MPLX LP	USD800,000	4.88%	1/12/2024	818,573	0.01%
Rochester Gas & Electric Corp.	USD850,000	3.10%	1/6/2027	818,418	0.01%
Federal National Mortgage Association	USD812,496	3.50%	1/11/2042	817,992	0.01%
New York Life Global Funding	USD900,000	2.35%	14/7/2026	817,107	0.01%
Apple, Inc.	GBP600,000	3.05%	31/7/2029	816,950	0.01%
Mead Johnson Nutrition Co.	USD800,000	4.13%	15/11/2025	816,721	0.01%
Federal National Mortgage Association	USD786,646	4.50%	1/7/2048	814,624	0.01%
Federal National Mortgage Association	USD826,640	2.50%	1/7/2028	813,569	0.01%
Government National Mortgage Association	USD807,298	3.50%	20/9/2046	813,429	0.01%
PepsiCo, Inc.	USD825,000	2.15%	14/10/2020	813,195	0.01%
Kraft Heinz Foods Co.	USD895,000	5.00%	4/6/2042	813,045	0.01%
Government National Mortgage Association	USD791,066	4.00%	20/10/2044	812,914	0.01%
Zimmer Biomet Holdings, Inc.	EUR700,000	1.41%	13/12/2022	812,487	0.01%
Government National Mortgage Association	USD853,429	2.50%	20/11/2046	812,056	0.01%
Home Depot, Inc.	USD675,000	5.88%	16/12/2036	811,686	0.01%

Government National Mortgage Association	USD786,652	4.00%	20/1/2044	811,496	0.01%
Federal National Mortgage Association	USD810,956	3.50%	1/6/2046	811,048	0.01%
CVS Health Corp.	USD825,000	5.13%	20/7/2045	809,481	0.01%
Federal Home Loan Mortgage Corp.	USD807,754	3.50%	1/4/2042	808,603	0.01%
General Dynamics Corp.	USD800,000	3.75%	15/5/2028	808,428	0.01%
Brooklyn Union Gas Co.	USD825,000	4.27%	15/3/2048	807,710	0.01%
State of Texas	USD650,000	5.52%	1/4/2039	806,897	0.01%
Allergan Finance LLC	USD825,000	3.25%	1/10/2022	804,269	0.01%
CRH America Finance, Inc.	USD900,000	4.50%	4/4/2048	803,905	0.01%
Federal National Mortgage Association	USD802,376	3.50%	1/3/2045	803,459	0.01%
Federal Home Loan Mortgage Corp.	USD800,000	2.95%	25/7/2024	803,072	0.01%
Government National Mortgage Association	USD778,786	4.00%	20/1/2041	802,944	0.01%
State Street Corp. ^	USD800,000	3.78%	3/12/2024	802,096	0.01%
Federal National Mortgage Association	USD779,094	4.00%	1/3/2041	800,410	0.01%
Federal National Mortgage Association	USD777,209	4.00%	1/7/2040	799,434	0.01%
Williams Partners LP	USD800,000	4.00%	15/11/2021	798,916	0.01%
Federal National Mortgage Association	USD778,438	4.00%	1/9/2043	798,499	0.01%
Bank of America Corp. ^	USD800,000	4.27%	23/7/2029	798,429	0.01%
Federal Home Loan Mortgage Corp.	USD771,346	4.50%	1/3/2048	798,340	0.01%
CVS Health Corp.	USD800,000	3.35%	9/3/2021	796,489	0.01%
Oracle Corp.	USD850,000	4.00%	15/7/2046	795,550	0.01%
Federal Home Loan Mortgage Corp.	USD798,326	3.00%	1/9/2032	795,480	0.01%
AT&T, Inc.	EUR700,000	1.80%	5/9/2026	793,843	0.01%
McDonald's Corp.	USD800,000	2.75%	9/12/2020	793,590	0.01%
Wells Fargo Bank NA	USD800,000	2.40%	15/1/2020	792,928	0.01%
Procter & Gamble Co.	USD850,000	2.45%	3/11/2026	792,849	0.01%
CNH Industrial Capital LLC	USD800,000	4.20%	15/1/2024	792,281	0.01%
Wells Fargo Commercial Mortgage Trust 2018	USD750,000	4.44%	15/9/2061	792,120	0.01%
Federal Home Loan Mortgage Corp.	USD789,682	3.50%	1/5/2045	791,732	0.01%
LC6 Commercial Mortgage Trust 2013	USD800,000	2.94%	10/1/2046	791,528	0.01%
AbbVie, Inc.	USD800,000	2.50%	14/5/2020	791,412	0.01%
United Parcel Service, Inc.	EUR700,000	0.38%	15/11/2023	790,905	0.01%

	元本	利率	償還日	公正価格 (米ドル)	純資産総額 比率
Wells Fargo Bank NA	USD800,000	2.60%	15/1/2021	790,204	0.01%
Federal National Mortgage Association	USD790,000	3.50%	1/8/2048	789,855	0.01%
US Treasury Note	USD781,000	2.88%	15/11/2021	789,664	0.01%
JPMorgan Chase & Co.	USD800,000	3.20%	25/1/2023	789,405	0.01%
Dominion Energy Gas Holdings LLC	USD800,000	2.80%	15/11/2020	788,810	0.01%
Federal National Mortgage Association	USD797,149	3.00%	1/10/2036	788,464	0.01%
KKR Group Finance Co. III LLC	USD805,000	5.13%	1/6/2044	787,522	0.01%
Wells Fargo & Co.	USD850,000	3.90%	1/5/2045	786,909	0.01%
Federal National Mortgage Association	USD783,283	3.50%	1/3/2041	786,043	0.01%
Eversource Energy	USD775,000	3.80%	1/12/2023	783,385	0.01%
Becton Dickinson & Co.	EUR683,000	1.00%	15/12/2022	782,286	0.01%
Federal Home Loan Mortgage Corp.	USD794,000	1.38%	1/5/2020	781,194	0.01%
Apple, Inc.	USD830,000	2.90%	12/9/2027	779,470	0.01%
Becton Dickinson & Co.	USD808,000	3.73%	15/12/2024	779,352	0.01%

Federal National Mortgage Association	USD758,569	4.00%	1/4/2047	776,947	0.01%
Microsoft Corp.	USD800,000	3.75%	12/2/2045	776,126	0.01%
US Treasury Note	USD795,000	1.75%	31/5/2022	776,119	0.01%
Federal Home Loan Mortgage Corp.	USD794,652	3.00%	1/11/2046	775,830	0.01%
Government National Mortgage Association	USD782,997	3.00%	20/12/2044	775,560	0.01%
Federal National Mortgage Association	USD800,000	1.38%	7/10/2021	775,494	0.01%
Old Republic International Corp.	USD750,000	4.88%	1/10/2024	775,323	0.01%
Government National Mortgage Association	USD739,369	4.50%	20/7/2041	774,551	0.01%
Morgan Stanley	GBP615,000	2.63%	9/3/2027	773,607	0.01%
Huntington National Bank	USD800,000	2.50%	7/8/2022	772,327	0.01%
Gilead Sciences, Inc.	USD775,000	4.75%	1/3/2046	772,171	0.01%
Federal National Mortgage Association	USD731,547	5.50%	1/5/2034	772,068	0.01%
Federal National Mortgage Association	USD753,633	4.00%	1/7/2042	771,931	0.01%
Government National Mortgage Association	USD763,395	3.50%	20/1/2045	771,655	0.01%
Jackson National Life Global Funding	USD800,000	2.50%	27/6/2022	771,230	0.01%
Tennessee Valley Authority	USD775,000	2.25%	15/3/2020	771,118	0.01%
Amazon.com, Inc.	USD800,000	2.40%	22/2/2023	770,923	0.01%
General Motors Financial Co., Inc.	USD800,000	4.15%	19/6/2023	770,686	0.01%
Government National Mortgage Association	USD762,362	3.50%	20/10/2044	770,616	0.01%
AbbVie, Inc.	USD875,000	4.45%	14/5/2046	768,875	0.01%
Biogen, Inc.	USD775,000	4.05%	15/9/2025	768,859	0.01%
Dell International LLC/EMC Corp.	USD710,000	8.35%	15/7/2046	768,781	0.01%
Berkshire Hathaway Energy Co.	USD775,000	4.45%	15/1/2049	768,534	0.01%
Federal Home Loan Mortgage Corp.	USD764,601	3.00%	1/12/2026	765,993	0.01%
Boardwalk Pipelines LP	USD750,000	5.95%	1/6/2026	765,883	0.01%
MassMutual Global Funding II	USD800,000	2.75%	22/6/2024	764,741	0.01%
Ford Credit Floorplan Master Owner Trust A	USD775,000	2.07%	15/5/2022	764,524	0.01%
Chevron Corp.	USD790,000	2.36%	5/12/2022	764,211	0.01%
Federal National Mortgage Association	USD780,787	2.50%	1/10/2031	763,599	0.01%
Government National Mortgage Association	USD740,650	4.00%	20/12/2044	763,566	0.01%
UBS Commercial Mortgage Trust 2018	USD740,000	4.34%	15/12/2051	762,200	0.01%
Home Depot, Inc.	USD790,000	3.00%	1/4/2026	762,139	0.01%
AT&T, Inc.	USD780,000	4.13%	17/2/2026	762,033	0.01%
MPLX LP	USD800,000	4.13%	1/3/2027	760,938	0.01%
Federal National Mortgage Association	USD749,962	3.50%	1/5/2032	760,234	0.01%
Pfizer, Inc.	USD750,000	4.20%	15/9/2048	759,703	0.01%
Exelon Generation Co. LLC	USD765,000	2.95%	15/1/2020	759,000	0.01%
Government National Mortgage Association	USD723,938	4.50%	20/3/2041	758,419	0.01%
Bayer US Finance LLC	USD800,000	3.38%	8/10/2024	756,818	0.01%
Federal National Mortgage Association	USD755,308	3.00%	1/6/2027	756,802	0.01%
Danaher Corp.	USD725,000	4.38%	15/9/2045	756,698	0.01%
Burlington Northern Santa Fe LLC	USD775,000	3.00%	1/4/2025	756,131	0.01%
Goodman US Finance Three LLC	USD800,000	3.70%	15/3/2028	755,878	0.01%
Goldman Sachs Group, Inc.	USD775,000	2.63%	25/4/2021	755,735	0.01%
Verizon Communications, Inc.	USD850,000	4.13%	15/8/2046	755,443	0.01%
Federal Home Loan Mortgage Corp.	USD760,782	3.00%	1/7/2035	754,033	0.01%
Baltimore Gas & Electric Co.	USD750,000	3.50%	15/11/2021	753,865	0.01%
Federal Home Loan Mortgage Corp.	USD771,090	3.00%	1/1/2047	753,238	0.01%
Federal National Mortgage Association	USD760,060	3.00%	1/12/2035	751,790	0.01%
Federal National Mortgage Association	USD762,973	3.00%	1/11/2042	749,693	0.01%

	元本	利率	償還日	公正価格 (米ドル)	純資産総額 比率
Goldman Sachs Group, Inc. ^	USD800,000	3.27%	29/9/2025	749,113	0.01%
Government National Mortgage Association	USD725,855	4.00%	20/7/2044	748,774	0.01%
Pfizer, Inc.	USD790,000	2.75%	3/6/2026	748,301	0.01%
Altria Group, Inc.	USD800,000	5.38%	31/1/2044	747,819	0.01%
Federal Home Loan Mortgage Corp.	USD760,232	3.00%	1/4/2043	746,644	0.01%
Microsoft Corp.	USD700,000	4.45%	3/11/2045	746,275	0.01%
Express Scripts Holding Co.	USD775,000	4.80%	15/7/2046	745,924	0.01%
Federal National Mortgage Association	USD716,814	4.50%	1/4/2041	744,708	0.01%
Bank of America Corp.	USD750,000	4.20%	26/8/2024	743,545	0.01%
UnitedHealth Group, Inc.	USD750,000	3.38%	15/4/2027	743,496	0.01%
Toyota Auto Receivables 2017-B Owner Trust	USD750,000	1.76%	15/7/2021	743,081	0.01%
Goldman Sachs Group, Inc. ^	CAD1,050,000	3.31%	31/10/2025	742,926	0.01%
General Electric Co.	USD740,000	5.30%	11/2/2021	742,892	0.01%
Government National Mortgage Association	USD713,659	5.00%	20/5/2048	742,831	0.01%
CC Holdings GS V LLC/Crown Castle GS III Corp.	USD750,000	3.85%	15/4/2023	742,411	0.01%
Union Pacific Corp.	USD700,000	4.82%	1/2/2044	742,174	0.01%
ERAC USA Finance LLC	USD795,000	4.50%	15/2/2045	742,156	0.01%
Fidelity National Information Services, Inc.	EUR655,000	1.10%	15/7/2024	741,905	0.01%
Viacom, Inc.	USD750,000	4.25%	1/9/2023	741,751	0.01%
Bank of America Corp.	USD750,000	2.25%	21/4/2020	741,016	0.01%
Federal Home Loan Mortgage Corp.	USD736,201	3.50%	1/8/2042	740,971	0.01%
Government National Mortgage Association	USD729,756	3.50%	20/10/2041	740,697	0.01%
JPMorgan Chase & Co.	USD750,000	3.88%	10/9/2024	737,648	0.01%
Walmart, Inc.	USD640,000	5.25%	1/9/2035	737,112	0.01%
Enterprise Products Operating LLC^	USD890,000	5.38%	15/2/2078	735,885	0.01%
Government National Mortgage Association	USD703,623	4.50%	20/10/2043	735,106	0.01%
Sabine Pass Liquefaction LLC	USD700,000	5.75%	15/5/2024	733,831	0.01%
Anadarko Petroleum Corp.	USD700,000	5.55%	15/3/2026	733,498	0.01%
Exelon Corp.	USD750,000	3.50%	1/6/2022	732,971	0.01%
Wells Fargo & Co.	USD700,000	5.38%	2/11/2043	732,206	0.01%
AT&T, Inc.	CAD1,000,000	4.00%	25/11/2025	731,439	0.01%
Anheuser-Busch InBev Worldwide, Inc.	USD860,000	4.44%	6/10/2048	731,075	0.01%
Walmart, Inc.	USD725,000	3.25%	25/10/2020	730,960	0.01%
Federal National Mortgage Association	USD743,621	3.00%	1/9/2042	730,655	0.01%
Plains All American Pipeline LP/PAA Finance Corp.	USD750,000	4.65%	15/10/2025	729,290	0.01%
Federal National Mortgage Association	USD689,271	5.00%	1/10/2041	729,110	0.01%
Southern Co.	USD775,000	4.25%	1/7/2036	727,474	0.01%
Puget Energy, Inc.	USD750,000	3.65%	15/5/2025	727,301	0.01%
Basin Electric Power Cooperative	USD700,000	4.75%	26/4/2047	726,574	0.01%
JPMorgan Chase & Co. ^	USD750,000	3.78%	1/2/2028	726,317	0.01%
First Republic Bank	USD750,000	2.50%	6/6/2022	726,151	0.01%
Aviation Capital Group LLC	USD800,000	3.50%	1/11/2027	725,515	0.01%
US Treasury Note	USD720,000	2.75%	15/8/2021	724,950	0.01%

CBS Corp.	USD820,000	2.90%	15/1/2027	723,390	0.01%
Verizon Communications, Inc.	AUD1,000,000	4.50%	17/8/2027	723,312	0.01%
Federal Home Loan Mortgage Corp.^	USD700,000	3.78%	25/10/2028	722,759	0.01%
JPMorgan Chase & Co.^	USD800,000	4.03%	24/7/2048	722,575	0.01%
Federal National Mortgage Association	USD712,940	3.50%	1/2/2026	721,729	0.01%
Philip Morris International, Inc.	USD750,000	2.50%	2/11/2022	720,764	0.01%
Chubb INA Holdings, Inc.	USD700,000	4.35%	3/11/2045	719,568	0.01%
Constellation Brands, Inc.	USD700,000	4.75%	15/11/2024	719,150	0.01%
Kraft Heinz Foods Co.	USD725,000	2.80%	2/7/2020	719,015	0.01%
Government National Mortgage Association	USD729,902	3.00%	20/7/2047	719,010	0.01%
Bank of America Corp.^	USD750,000	3.71%	24/4/2028	718,683	0.01%
Dollar Tree, Inc.	USD750,000	4.00%	15/5/2025	718,666	0.01%
Federal National Mortgage Association	USD693,860	4.50%	1/11/2048	718,630	0.01%
John Deere Capital Corp.	USD750,000	2.15%	8/9/2022	717,611	0.01%
Ford Motor Credit Co. LLC	USD700,000	5.88%	2/8/2021	716,720	0.01%
Federal National Mortgage Association	USD710,905	3.50%	1/10/2042	715,723	0.01%
Bank of America Corp.^	USD725,000	3.55%	5/3/2024	715,214	0.01%
Anheuser-Busch InBev Finance, Inc.	USD730,000	3.70%	1/2/2024	713,844	0.01%
AT&T, Inc.	USD800,000	4.75%	15/5/2046	712,382	0.01%
Microsoft Corp.	USD720,000	3.13%	3/11/2025	711,633	0.01%
FirstEnergy Corp.	USD700,000	4.25%	15/3/2023	711,605	0.01%
Federal National Mortgage Association	USD702,142	3.50%	1/1/2026	710,801	0.01%
Amazon.com, Inc.	USD725,000	2.50%	29/11/2022	708,378	0.01%
Charter Communications Operating LLC/Charter Communications Operating Capital	USD780,000	3.75%	15/2/2028	706,884	0.01%
Wells Fargo & Co.	AUD1,000,000	3.00%	27/7/2021	706,095	0.01%
Mylan, Inc.	USD750,000	3.13%	15/1/2023	705,790	0.01%
AT&T, Inc.	USD775,000	4.50%	15/5/2035	705,226	0.01%
Federal Home Loan Mortgage Corp.	USD700,000	2.75%	19/6/2023	704,459	0.01%

	元本	利率	償還日	公正価格 (米ドル)	純資産総額 比率
Government National Mortgage Association	USD694,462	3.50%	20/9/2042	704,348	0.01%
Pfizer, Inc.	USD700,000	3.00%	15/9/2021	702,888	0.01%
Government National Mortgage Association	USD680,239	4.00%	20/9/2047	698,822	0.01%
Federal Home Loan Mortgage Corp.	USD695,898	3.50%	1/11/2044	698,565	0.01%
Federal National Mortgage Association^	USD700,000	3.06%	25/6/2024	698,551	0.01%
Federal National Mortgage Association	USD680,205	4.00%	1/9/2043	696,692	0.01%
General Mills, Inc.	USD700,000	3.70%	17/10/2023	696,392	0.01%
Verizon Communications, Inc.	EUR588,000	2.63%	1/12/2031	695,466	0.01%
Government National Mortgage Association	USD674,492	4.00%	20/1/2045	695,369	0.01%
Chevron Corp.	USD700,000	3.33%	17/11/2025	694,457	0.01%
Reliance Standard Life Global Funding II	USD700,000	2.50%	15/1/2020	694,422	0.01%
Southern Power Co.	EUR600,000	1.00%	20/6/2022	694,064	0.01%
Express Scripts Holding Co.	USD675,000	4.75%	15/11/2021	693,913	0.01%
United Technologies Corp.	USD700,000	4.13%	16/11/2028	693,757	0.01%
Mid-America Apartments LP	USD700,000	3.75%	15/6/2024	693,597	0.01%
ERAC USA Finance LLC	USD700,000	3.85%	15/11/2024	693,594	0.01%
Wells Fargo & Co.	USD700,000	2.60%	22/7/2020	693,195	0.01%
Government National Mortgage Association	USD685,768	3.50%	20/11/2046	691,402	0.01%

JPMorgan Chase & Co.	USD675,000	4.35%	15/8/2021	690,279	0.01%
Citigroup, Inc.^	USD775,000	3.88%	24/1/2039	689,730	0.01%
American Express Credit Account Master Trust	USD700,000	1.77%	15/11/2022	689,319	0.01%
Parker-Hannifin Corp.	EUR600,000	1.13%	1/3/2025	688,454	0.01%
Federal National Mortgage Association	USD700,481	3.00%	1/12/2042	688,274	0.01%
Halliburton Co.	USD690,000	4.85%	15/11/2035	687,738	0.01%
21st Century Fox America, Inc.	USD700,000	3.38%	15/11/2026	687,578	0.01%
Federal National Mortgage Association	USD654,509	5.00%	1/9/2048	686,108	0.01%
Chevron Corp.	USD700,000	2.10%	16/5/2021	686,012	0.01%
JPMorgan Chase & Co.	USD700,000	2.40%	7/6/2021	685,621	0.01%
AT&T, Inc.	USD700,000	5.25%	1/3/2037	685,445	0.01%
Government National Mortgage Association	USD652,910	5.00%	20/9/2039	684,630	0.01%
AbbVie, Inc.	USD778,000	4.40%	6/11/2042	684,399	0.01%
Allergan Funding SCS	EUR600,000	0.50%	1/6/2021	684,172	0.01%
Exxon Mobil Corp.	USD700,000	3.04%	1/3/2026	684,046	0.01%
Pfizer, Inc.	USD490,000	7.20%	15/3/2039	683,492	0.01%
Goldman Sachs Group, Inc.^	USD700,000	2.88%	31/10/2022	683,007	0.01%
United Technologies Corp.	USD725,000	2.80%	4/5/2024	682,950	0.01%
ERP Operating LP	USD725,000	2.85%	1/11/2026	682,673	0.01%
International Business Machines Corp.	USD700,000	2.88%	9/11/2022	680,714	0.01%
Home Depot, Inc.	USD660,000	4.40%	1/4/2021	679,898	0.01%
BBCMS Mortgage Trust 2018	USD650,000	4.31%	15/12/2051	679,419	0.01%
Federal National Mortgage Association	USD665,866	4.00%	1/10/2048	678,402	0.01%
Halliburton Co.	USD700,000	3.80%	15/11/2025	677,491	0.01%
Apple, Inc.	USD695,000	2.15%	9/2/2022	677,269	0.01%
Duke Energy Indiana LLC	USD735,000	3.75%	15/5/2046	676,880	0.01%
AT&T, Inc.	USD714,000	4.30%	15/2/2030	676,643	0.01%
Noble Energy, Inc.	USD700,000	3.90%	15/11/2024	675,800	0.01%
Federal National Mortgage Association	USD691,370	3.00%	1/10/2042	675,301	0.01%
CVS Health Corp.	USD675,000	3.13%	9/3/2020	674,087	0.01%
Federal National Mortgage Association	USD684,357	3.00%	1/5/2043	672,455	0.01%
Synchrony Financial	USD800,000	3.95%	1/12/2027	671,427	0.01%
AIG Global Funding	USD700,000	1.90%	6/10/2021	671,152	0.01%
Norfolk Southern Corp.	USD675,000	3.00%	1/4/2022	670,485	0.01%
John Deere Capital Corp.	USD675,000	3.45%	13/3/2025	669,928	0.01%
Government National Mortgage Association	USD674,323	3.00%	20/11/2042	669,581	0.01%
Government National Mortgage Association	USD637,215	4.50%	20/8/2040	669,498	0.01%
Federal Home Loan Mortgage Corp.	USD653,437	4.00%	1/5/2044	669,276	0.01%
Burlington Northern Santa Fe LLC	USD700,000	3.90%	1/8/2046	669,087	0.01%
Federal National Mortgage Association	USD653,179	4.00%	1/11/2045	669,027	0.01%
Altria Group, Inc.	USD675,000	2.63%	14/1/2020	668,799	0.01%
Federal Home Loan Mortgage Corp.	USD662,916	3.50%	1/10/2043	667,206	0.01%
Oracle Corp.	USD680,000	2.50%	15/5/2022	665,381	0.01%
Realty Income Corp.	USD650,000	4.65%	15/3/2047	665,361	0.01%
Federal Home Loan Mortgage Corp.	USD651,994	4.00%	1/8/2044	665,283	0.01%
American Municipal Power, Inc.	USD530,000	5.94%	15/2/2047	664,996	0.01%
Verizon Communications, Inc.	USD709,000	4.27%	15/1/2036	664,912	0.01%
Comcast Corp.	USD650,000	4.95%	15/10/2058	664,738	0.01%
United Technologies Corp.	USD700,000	4.50%	1/6/2042	664,620	0.01%

	USD675,000	1.85%	4/9/2020	664,386	0.01%
	元本	利率	償還日	公正価格 (米ドル)	純資産総額 比率
Caterpillar Financial Services Corp.	USD675,000	1.85%	4/9/2020	664,386	0.01%
DowDuPont, Inc.	USD650,000	4.21%	15/11/2023	664,058	0.01%
Federal National Mortgage Association	USD645,108	4.00%	1/7/2037	663,154	0.01%
Federal National Mortgage Association	USD633,891	4.50%	1/12/2039	662,855	0.01%
Microsoft Corp.	USD700,000	3.45%	8/8/2036	662,393	0.01%
Government National Mortgage Association	USD633,177	4.50%	20/3/2044	661,519	0.01%
Federal National Mortgage Association	USD645,725	4.00%	1/11/2043	660,178	0.01%
New York Life Insurance Co.	USD505,000	6.75%	15/11/2039	660,079	0.01%
Federal National Mortgage Association	USD675,517	3.00%	1/11/2042	659,799	0.01%
Bunge Finance Europe BV	EUR570,000	1.85%	16/6/2023	659,641	0.01%
Becton Dickinson & Co.	USD700,000	4.67%	6/6/2047	659,584	0.01%
American Tower Corp.	USD725,000	3.13%	15/1/2027	659,508	0.01%
CVS Health Corp.	USD690,000	3.38%	12/8/2024	658,544	0.01%
GE Capital European Funding Unlimited Co.	EUR600,000	0.80%	21/1/2022	658,494	0.01%
Columbia Property Trust Operating Partnership LP	USD700,000	3.65%	15/8/2026	657,822	0.01%
Comcast Corp.	USD650,000	4.60%	15/10/2038	657,480	0.01%
Federal National Mortgage Association	USD669,105	3.00%	1/7/2043	657,461	0.01%
Federal National Mortgage Association	USD657,087	3.50%	1/11/2045	656,961	0.01%
Federal National Mortgage Association	USD656,714	3.50%	1/12/2046	656,790	0.01%
Federal Home Loan Mortgage Corp.	USD656,544	3.00%	1/7/2030	655,016	0.01%
Government National Mortgage Association	USD647,769	3.50%	20/2/2045	654,774	0.01%
Federal National Mortgage Association	USD662,354	2.50%	1/8/2027	654,744	0.01%
Visa, Inc.	USD700,000	3.65%	15/9/2047	653,741	0.01%
Federal National Mortgage Association	USD651,710	3.50%	1/7/2045	652,489	0.01%
Sierra Pacific Power Co.	USD700,000	2.60%	1/5/2026	652,410	0.01%
Trinity Acquisition plc	EUR553,000	2.13%	26/5/2022	651,028	0.01%
Federal National Mortgage Association	USD650,085	3.50%	1/2/2046	650,862	0.01%
21st Century Fox America, Inc.	USD525,000	6.15%	15/2/2041	649,687	0.01%
Benchmark 2018-B5 Mortgage Trust	USD625,000	4.21%	15/7/2051	649,144	0.01%
Mylan NV	EUR569,000	2.25%	22/11/2024	648,677	0.01%
Bank of America Corp.	USD700,000	3.25%	21/10/2027	648,556	0.01%
Broadcom Corp./Broadcom Cayman Finance Ltd.	USD675,000	3.00%	15/1/2022	648,472	0.01%
Federal Home Loan Mortgage Corp.	USD644,187	3.50%	1/7/2042	648,355	0.01%
S&P Global, Inc.	USD686,000	2.95%	22/1/2027	648,333	0.01%
AbbVie, Inc.	USD675,000	3.60%	14/5/2025	648,329	0.01%
UnitedHealth Group, Inc.	USD650,000	4.25%	15/3/2043	647,682	0.01%
Microsoft Corp.	USD675,000	2.00%	8/8/2023	647,393	0.01%
Kraft Heinz Foods Co.	USD725,000	3.00%	1/6/2026	646,664	0.01%
Crown Castle International Corp.	USD650,000	4.45%	15/2/2026	646,604	0.01%
Oracle Corp.	USD675,000	2.40%	15/9/2023	646,521	0.01%
Government National Mortgage Association	USD655,159	3.00%	20/7/2046	646,204	0.01%
Tengizchevroil Finance Co. International Ltd.	USD700,000	4.00%	15/8/2026	646,038	0.01%
Federal Home Loan Mortgage Corp.	USD631,670	4.00%	1/1/2045	645,802	0.01%
Walgreens Boots Alliance, Inc.	USD700,000	4.80%	18/11/2044	645,092	0.01%
Fiserv, Inc.	USD650,000	3.50%	1/10/2022	645,068	0.01%

Federal National Mortgage Association	USD643,773	3.50%	1/6/2043	643,848	0.01%
Federal Home Loan Mortgage Corp.	USD642,009	3.00%	1/5/2027	643,180	0.01%
Federal National Mortgage Association	USD634,701	3.50%	1/11/2031	642,917	0.01%
Government National Mortgage Association	USD649,733	3.00%	20/6/2045	642,763	0.01%
Goldman Sachs Group, Inc.	USD650,000	4.00%	3/3/2024	641,829	0.01%
Federal National Mortgage Association	USD641,161	3.50%	1/8/2042	641,237	0.01%
WFRBS Commercial Mortgage Trust 2012	USD650,000	2.88%	15/12/2045	641,173	0.01%
California Institute of Technology	USD600,000	4.70%	1/11/2111	640,034	0.01%
Cigna Corp.	USD650,000	4.90%	15/12/2048	639,690	0.01%
JPMorgan Chase & Co.	GBP500,000	1.88%	10/2/2020	639,346	0.01%
Federal Home Loan Mortgage Corp.	USD611,727	4.50%	1/9/2040	639,065	0.01%
Fifth Third Auto Trust 2017	USD650,000	2.03%	15/7/2024	638,876	0.01%
Boeing Co.	USD625,000	4.88%	15/2/2020	637,547	0.01%
Federal Home Loan Mortgage Corp.	USD631,654	3.50%	1/1/2041	637,008	0.01%
General Motors Financial Co., Inc.	USD700,000	3.50%	7/11/2024	636,429	0.01%
CenterPoint Energy Resources Corp.	USD625,000	4.50%	15/1/2021	635,569	0.01%
Federal National Mortgage Association	USD635,610	3.50%	1/11/2047	635,491	0.01%
American Express Co.	USD650,000	3.63%	5/12/2024	635,332	0.01%
Hewlett Packard Enterprise Co.	USD630,000	4.90%	15/10/2025	635,163	0.01%
AT&T, Inc.	USD650,000	3.00%	30/6/2022	634,020	0.01%
Pacific Gas & Electric Co.	USD700,000	3.85%	15/11/2023	631,750	0.01%
Federal Home Loan Mortgage Corp.	USD603,841	4.50%	1/8/2040	630,759	0.01%
Federal National Mortgage Association	USD615,553	4.00%	1/11/2043	630,465	0.01%
US Treasury Note	USD650,000	2.25%	15/8/2027	629,281	0.01%

	元本	利率	償還日	公正価格 (米ドル)	純資産総額 比率
Berkshire Hathaway, Inc.	USD650,000	3.13%	15/3/2026	629,104	0.01%
Federal National Mortgage Association	USD626,921	3.50%	1/4/2045	628,734	0.01%
Enbridge Energy Partners LP	USD500,000	7.38%	15/10/2045	628,564	0.01%
Cigna Corp.	USD625,000	4.38%	15/10/2028	627,857	0.01%
Amazon.com, Inc.	USD650,000	3.15%	22/8/2027	627,685	0.01%
International Business Machines Corp.	USD665,000	1.88%	1/8/2022	627,495	0.01%
Crown Castle International Corp.	USD650,000	2.25%	1/9/2021	627,121	0.01%
Verizon Communications, Inc.	USD650,000	4.40%	1/11/2034	626,894	0.01%
General Dynamics Corp.	USD680,000	2.63%	15/11/2027	625,837	0.01%
HSBC Bank USA NA	USD500,000	7.00%	15/1/2039	625,082	0.01%
MUFG Americas Holdings Corp.	USD625,000	3.50%	18/6/2022	624,333	0.01%
Federal Home Loan Mortgage Corp.	USD638,124	3.00%	1/12/2046	623,349	0.01%
General Motors Financial Co., Inc.	USD650,000	3.45%	10/4/2022	622,517	0.01%
JPMorgan Chase & Co. ^	USD625,000	4.20%	23/7/2029	622,334	0.01%
Federal National Mortgage Association	USD625,000	2.63%	6/9/2024	622,281	0.01%
Penske Truck Leasing Co. LP/PTL Finance Corp.	USD625,000	3.05%	9/1/2020	622,213	0.01%
Medtronic, Inc.	USD625,000	3.15%	15/3/2022	621,634	0.01%
GE Capital International Funding Co. Unlimited Co.	USD700,000	3.37%	15/11/2025	621,087	0.01%
Teachers Insurance & Annuity Association of America	USD600,000	4.90%	15/9/2044	621,062	0.01%
Wells Fargo Commercial Mortgage Trust 2018	USD600,000	4.18%	15/6/2051	620,994	0.01%

Federal National Mortgage Association	USD614,598	3.50%	1/3/2038	620,966	0.01%
Bank of America Corp.	USD475,000	7.75%	14/5/2038	620,478	0.01%
Discovery Communications LLC	GBP500,000	2.50%	20/9/2024	619,547	0.01%
Bank of America Corp. ^	USD650,000	4.24%	24/4/2038	619,417	0.01%
Philip Morris International, Inc.	EUR600,000	1.88%	6/11/2037	619,347	0.01%
Gilead Sciences, Inc.	USD600,000	4.40%	1/12/2021	619,187	0.01%
Allergan Funding SCS	USD650,000	4.55%	15/3/2035	619,020	0.01%
US Treasury Note	USD625,000	1.88%	30/6/2020	618,750	0.01%
Caterpillar, Inc.	USD600,000	4.30%	15/5/2044	618,432	0.01%
Abbott Laboratories	USD625,000	2.90%	30/11/2021	618,297	0.01%
International Business Machines Corp.	USD625,000	1.90%	27/1/2020	617,443	0.01%
Apple, Inc.	USD600,000	4.45%	6/5/2044	617,185	0.01%
IBM Credit LLC	USD625,000	2.65%	5/2/2021	616,369	0.01%
Marathon Petroleum Corp.	USD600,000	4.75%	15/12/2023	616,006	0.01%
Texas Instruments, Inc.	USD650,000	2.90%	3/11/2027	616,004	0.01%
Federal National Mortgage Association	USD612,000	2.88%	30/10/2020	615,192	0.01%
Government National Mortgage Association	USD605,959	3.50%	20/11/2041	615,049	0.01%
Federal National Mortgage Association ^	USD600,000	3.64%	25/8/2030	614,964	0.01%
Westfield America Management Ltd.	GBP500,000	2.63%	30/3/2029	613,328	0.01%
Government National Mortgage Association	USD620,860	3.00%	20/2/2047	612,363	0.01%
Federal National Mortgage Association	USD621,222	3.00%	1/4/2035	612,152	0.01%
AbbVie, Inc.	USD674,000	4.70%	14/5/2045	612,100	0.01%
Walt Disney Co.	USD690,000	1.85%	30/7/2026	611,575	0.01%
Southern Copper Corp.	USD600,000	5.88%	23/4/2045	611,012	0.01%
Federal National Mortgage Association	USD570,949	5.50%	1/12/2032	609,835	0.01%
Apple, Inc.	USD645,000	3.85%	4/8/2046	608,942	0.01%
Port Authority of New York & New Jersey	USD500,000	5.65%	1/11/2040	608,940	0.01%
United Parcel Service, Inc.	USD625,000	2.45%	1/10/2022	608,614	0.01%
Federal National Mortgage Association	USD600,658	3.50%	1/11/2033	608,511	0.01%
Bank of America Corp.	USD600,000	4.13%	22/1/2024	607,976	0.01%
Walmart, Inc.	USD600,000	3.70%	26/6/2028	606,417	0.01%
Federal Home Loan Mortgage Corp.	USD604,151	3.50%	1/9/2045	605,721	0.01%
Sunoco Logistics Partners Operations LP	USD600,000	4.40%	1/4/2021	605,288	0.01%
Old Republic International Corp.	USD645,000	3.88%	26/8/2026	604,909	0.01%
Electronic Arts, Inc.	USD600,000	3.70%	1/3/2021	604,584	0.01%
Enterprise Products Operating LLC	USD500,000	6.88%	1/3/2033	603,613	0.01%
Federal National Mortgage Association	USD596,206	3.50%	1/11/2025	603,558	0.01%
Molson Coors Brewing Co.	USD725,000	4.20%	15/7/2046	603,409	0.01%
Federal National Mortgage Association	USD604,353	3.00%	1/4/2032	603,314	0.01%
Gilead Sciences, Inc.	USD600,000	4.60%	1/9/2035	602,487	0.01%
Wells Fargo Bank NA	USD600,000	3.63%	22/10/2021	601,964	0.01%
Broadcom Corp./Broadcom Cayman Finance Ltd.	USD650,000	2.65%	15/1/2023	601,149	0.01%
AT&T, Inc.	USD625,000	4.10%	15/2/2028	600,746	0.01%
Reynolds American, Inc.	USD600,000	5.70%	15/8/2035	600,542	0.01%
Bank of America Corp.	USD575,000	5.00%	21/1/2044	599,586	0.01%
DowDuPont, Inc.	USD575,000	5.42%	15/11/2048	599,262	0.01%
Federal National Mortgage Association	USD564,503	5.00%	1/2/2036	598,198	0.01%
Federal Home Loan Mortgage Corp. ^	USD596,088	3.03%	25/10/2020	597,447	0.01%

	元本	利率	償還日	公正価格 (米ドル)	純資産総額 比率
JPMorgan Chase & Co. ^	USD600,000	4.01%	23/4/2029	595,712	0.01%
Ryder System, Inc.	USD600,000	3.75%	9/6/2023	595,685	0.01%
DowDuPont, Inc.	USD575,000	4.73%	15/11/2028	595,653	0.01%
Federal National Mortgage Association	USD587,415	3.50%	1/6/2032	595,455	0.01%
Hyundai Capital America	USD600,000	3.45%	12/3/2021	595,393	0.01%
United Technologies Corp.	USD600,000	3.65%	16/8/2023	595,252	0.01%
UnitedHealth Group, Inc.	USD600,000	3.45%	15/1/2027	594,713	0.01%
CVS Health Corp.	USD600,000	2.80%	20/7/2020	594,434	0.01%
Federal National Mortgage Association	USD595,432	3.00%	1/9/2030	594,408	0.01%
Government National Mortgage Association	USD567,223	4.50%	20/9/2041	594,238	0.01%
Federal Home Loan Mortgage Corp.	USD551,853	6.00%	1/11/2038	594,059	0.01%
UnitedHealth Group, Inc.	USD600,000	4.20%	15/1/2047	593,773	0.01%
Goldman Sachs Group, Inc.	USD600,000	2.75%	15/9/2020	593,727	0.01%
Dover Corp.	EUR500,000	2.13%	1/12/2020	592,495	0.01%
AutoNation, Inc.	USD600,000	3.35%	15/1/2021	592,460	0.01%
AT&T, Inc.	USD600,000	2.45%	30/6/2020	592,292	0.01%
Federal National Mortgage Association	USD566,024	4.50%	1/4/2045	592,211	0.01%
Regions Bank	USD600,000	2.75%	1/4/2021	592,048	0.01%
Reliance Standard Life Global Funding II	USD600,000	2.38%	4/5/2020	592,020	0.01%
Federal National Mortgage Association	USD588,009	3.50%	1/10/2042	591,994	0.01%
Cisco Systems, Inc.	USD500,000	5.50%	15/1/2040	591,455	0.01%
NBCUniversal Media LLC	USD575,000	5.15%	30/4/2020	591,220	0.01%
Verizon Communications, Inc.	USD600,000	4.81%	15/3/2039	590,898	0.01%
Wells Fargo & Co.	USD625,000	3.00%	19/2/2025	590,090	0.01%
Government National Mortgage Association	USD554,799	5.00%	20/1/2040	589,984	0.01%
CVS Health Corp.	USD650,000	2.88%	1/6/2026	589,955	0.01%
Citibank NA	USD600,000	2.10%	12/6/2020	589,803	0.01%
Citigroup, Inc.	USD600,000	3.50%	15/5/2023	588,948	0.01%
Comcast Corp.	USD652,000	3.97%	1/11/2047	588,482	0.01%
Federal Home Loan Mortgage Corp.	USD603,200	2.50%	1/10/2031	588,431	0.01%
Goldman Sachs Group, Inc.	EUR500,000	2.13%	30/9/2024	586,925	0.01%
Home Depot, Inc.	USD550,000	4.88%	15/2/2044	586,768	0.01%
PepsiCo, Inc.	USD600,000	4.00%	2/5/2047	585,674	0.01%
KLA-Tencor Corp.	USD575,000	4.65%	1/11/2024	585,608	0.01%
Williams Cos, Inc.	USD600,000	3.70%	15/1/2023	584,888	0.01%
AT&T, Inc.	USD600,000	5.35%	1/9/2040	584,873	0.01%
KeyCorp	USD575,000	4.15%	29/10/2025	584,696	0.01%
Morgan Stanley	USD600,000	3.88%	27/1/2026	584,675	0.01%
Government National Mortgage Association	USD579,576	3.50%	20/8/2043	584,272	0.01%
Federal Home Loan Mortgage Corp.	USD594,292	3.00%	1/10/2042	583,669	0.01%
Walmart, Inc.	USD600,000	2.55%	11/4/2023	583,642	0.01%
Oracle Corp.	USD600,000	2.50%	15/10/2022	583,507	0.01%
AutoNation, Inc.	USD600,000	4.50%	1/10/2025	583,430	0.01%
Walt Disney Co.	USD600,000	3.15%	17/9/2025	583,114	0.01%
Massachusetts Mutual Life Insurance Co.	USD525,000	5.38%	1/12/2041	582,725	0.01%
Oracle Corp.	USD525,000	5.38%	15/7/2040	582,231	0.01%
Citibank Credit Card Issuance Trust	USD575,000	3.29%	23/5/2025	582,088	0.01%

Eastman Chemical Co.	EUR500,000	1.88%	23/11/2026	581,509	0.01%
New Jersey Turnpike Authority	USD425,000	7.10%	1/1/2041	580,580	0.01%
Kinder Morgan, Inc.	USD625,000	5.05%	15/2/2046	580,520	0.01%
Pfizer, Inc.	USD600,000	3.00%	15/12/2026	578,279	0.01%
Citigroup, Inc.^	USD600,000	3.89%	10/1/2028	577,302	0.01%
Aetna, Inc.	USD600,000	3.50%	15/11/2024	577,252	0.01%
Stryker Corp.	USD600,000	3.38%	1/11/2025	577,209	0.01%
Wisconsin Public Service Corp.	USD575,000	3.35%	21/11/2021	577,201	0.01%
Government National Mortgage Association	USD555,441	4.50%	20/3/2045	575,383	0.01%
Federal National Mortgage Association	USD541,709	5.00%	1/11/2033	574,705	0.01%
McKesson Corp.	EUR500,000	0.63%	17/8/2021	574,584	0.01%
Comcast Corp.	USD638,000	4.00%	1/11/2049	574,074	0.01%
Federal National Mortgage Association	USD573,564	3.50%	1/12/2044	573,982	0.01%
Procter & Gamble Co.	EUR500,000	1.20%	30/10/2028	573,617	0.01%
Federal National Mortgage Association	USD548,906	4.50%	1/2/2045	573,112	0.01%
BA Credit Card Trust	USD575,000	2.70%	17/7/2023	572,541	0.01%
Coca-Cola Co.	EUR500,000	0.00%	9/3/2021	571,253	0.01%
BANK 2018-BNK15	USD540,000	4.41%	15/11/2061	571,131	0.01%
Federal National Mortgage Association	USD562,890	3.50%	1/12/2031	570,598	0.01%
United Parcel Service, Inc.	USD600,000	3.05%	15/11/2027	570,331	0.01%
Federal Home Loan Mortgage Corp.	USD574,783	3.00%	1/9/2036	569,682	0.01%

	元本	利率	償還日	公正価格 (米ドル)	純資産総額 比率
US Treasury Note	USD580,000	1.88%	28/2/2022	569,578	0.01%
AT&T, Inc.	EUR500,000	1.05%	5/9/2023	569,472	0.01%
Air Lease Corp.	USD600,000	2.63%	1/7/2022	569,060	0.01%
Federal National Mortgage Association	USD563,020	3.50%	1/11/2037	568,495	0.01%
Federal National Mortgage Association	USD582,029	2.50%	1/2/2032	568,483	0.01%
EQM Midstream Partners LP	USD600,000	4.00%	1/8/2024	568,349	0.01%
Pfizer, Inc.	EUR500,000	1.00%	6/3/2027	568,275	0.01%
Federal National Mortgage Association	USD574,391	3.00%	1/3/2037	568,131	0.01%
Federal Home Loan Mortgage Corp.	USD573,537	3.00%	1/11/2032	568,089	0.01%
Allergan Funding SCS	USD570,000	3.00%	12/3/2020	567,779	0.01%
General Motors Co.	USD575,000	6.75%	1/4/2046	567,398	0.01%
Federal National Mortgage Association	USD581,600	3.00%	1/11/2042	567,331	0.01%
Federal Home Loan Mortgage Corp.	USD566,701	3.50%	1/10/2046	567,206	0.01%
Morgan Stanley	USD550,000	5.50%	24/7/2020	567,066	0.01%
Federal National Mortgage Association	USD542,157	4.50%	1/4/2039	566,928	0.01%
Federal Home Loan Mortgage Corp.	USD542,705	4.50%	1/10/2048	566,542	0.01%
Morgan Stanley^	USD600,000	3.59%	22/7/2028	566,212	0.01%
Procter & Gamble Co.	EUR500,000	0.50%	25/10/2024	565,772	0.01%
Federal Home Loan Mortgage Corp.	USD563,473	3.50%	1/7/2044	565,633	0.01%
Federal National Mortgage Association	USD572,202	2.50%	1/10/2027	565,629	0.01%
McKesson Corp.	EUR500,000	1.63%	30/10/2026	564,276	0.01%
Molson Coors Brewing Co.	EUR500,000	1.25%	15/7/2024	563,248	0.01%
Warner Media LLC	USD600,000	3.80%	15/2/2027	562,880	0.01%
Continental Resources, Inc.	USD600,000	4.38%	15/1/2028	562,500	0.01%
Federal Home Loan Mortgage Corp.	USD564,453	3.00%	1/10/2030	562,443	0.01%
US Treasury Note	USD575,000	1.75%	15/5/2022	561,344	0.01%

Citigroup, Inc.	EUR500,000	0.75%	26/10/2023	561,212	0.01%
General Motors Co.	USD575,000	6.60%	1/4/2036	560,876	0.01%
Federal Home Loan Mortgage Corp.	USD547,454	4.00%	1/6/2044	560,728	0.01%
US Treasury Bond	USD575,000	2.88%	15/11/2046	560,625	0.01%
Government National Mortgage Association	USD566,401	3.00%	20/11/2045	560,325	0.01%
General Motors Financial of Canada Ltd.	CAD800,000	2.60%	1/6/2022	559,848	0.01%
Federal National Mortgage Association	USD543,970	4.00%	1/12/2039	559,519	0.01%
Gilead Sciences, Inc.	USD600,000	2.95%	1/3/2027	559,427	0.01%
Cisco Systems, Inc.	USD550,000	4.45%	15/1/2020	558,218	0.01%
Federal Home Loan Mortgage Corp.	USD541,556	4.00%	1/12/2040	556,859	0.01%
Federal National Mortgage Association	USD536,536	4.50%	1/10/2046	556,406	0.01%
CSX Corp.	USD550,000	4.75%	15/11/2048	556,056	0.01%
Pacific Gas & Electric Co.	USD600,000	6.05%	1/3/2034	555,750	0.01%
Anadarko Petroleum Corp.	USD500,000	6.60%	15/3/2046	555,323	0.01%
Pacific Gas & Electric Co.	USD600,000	5.80%	1/3/2037	555,000	0.01%
Huntington Bancshares, Inc.	USD575,000	2.30%	14/1/2022	554,955	0.01%
Wells Fargo & Co.	USD500,000	5.38%	7/2/2035	554,107	0.01%
Federal Home Loan Mortgage Corp.	USD537,030	4.00%	1/2/2041	552,227	0.01%
Federal Home Loan Mortgage Corp.	USD546,301	3.50%	1/9/2035	551,263	0.01%
Government National Mortgage Association	USD556,111	3.00%	15/3/2045	550,823	0.01%
Federal National Mortgage Association	USD536,858	4.00%	1/7/2044	550,544	0.01%
Wells Fargo Bank NA^	USD550,000	3.33%	23/7/2021	549,485	0.01%
Federal Home Loan Mortgage Corp.^	USD525,000	3.90%	25/8/2028	549,391	0.01%
Entergy Louisiana LLC	USD500,000	5.40%	1/11/2024	548,897	0.01%
PepsiCo, Inc.	USD600,000	2.38%	6/10/2026	548,854	0.01%
American Tower Corp.	EUR480,000	1.95%	22/5/2026	548,503	0.01%
Colgate-Palmolive Co.	USD575,000	1.95%	1/2/2023	548,405	0.01%
CD 2018-CD7 Mortgage Trust	USD525,000	4.28%	15/8/2051	548,273	0.01%
Keurig Dr Pepper, Inc.	USD550,000	4.42%	25/5/2025	547,285	0.01%
Government National Mortgage Association	USD528,476	4.00%	20/11/2041	545,844	0.01%
Citibank Credit Card Issuance Trust	USD550,000	2.49%	20/1/2023	545,650	0.01%
State of California	USD400,000	7.50%	1/4/2034	545,092	0.01%
Commonwealth Edison Co.	USD600,000	3.65%	15/6/2046	544,625	0.01%
Bank of America Corp.	USD541,000	4.00%	1/4/2024	544,471	0.01%
Principal Life Global Funding II	USD550,000	2.15%	10/1/2020	544,147	0.01%
Federal National Mortgage Association	USD531,995	4.00%	1/11/2043	544,068	0.01%
Sprint Spectrum Co. LLC/Sprint Spectrum Co. II LLC/ Sprint Spectrum Co. III LLC	USD550,000	3.36%	20/9/2021	543,920	0.01%
Federal National Mortgage Association	USD543,762	3.50%	1/3/2047	543,827	0.01%
Charter Communications Operating LLC/Charter Communications Operating Capital	USD600,000	5.38%	1/5/2047	543,450	0.01%
US Treasury Note	USD550,000	1.38%	31/5/2020	541,063	0.01%
	元本	利率	償還日	公正価格 (米ドル)	純資産総額 比率
FedEx Corp.	USD600,000	4.55%	1/4/2046	540,988	0.01%
Sprint Spectrum Co. LLC/Sprint Spectrum Co. II LLC/ Sprint Spectrum Co. III LLC	USD550,000	5.15%	20/3/2028	540,375	0.01%
Federal National Mortgage Association	USD516,472	4.50%	1/9/2039	540,079	0.01%
Federal National Mortgage Association	USD549,490	3.00%	1/11/2043	539,923	0.01%
Walmart, Inc.	USD420,000	6.20%	15/4/2038	539,778	0.01%

Federal Home Loan Mortgage Corp.	USD520,963	4.50%	1/6/2047	539,658	0.01%
Federal Home Loan Mortgage Corp.	USD539,473	3.50%	1/8/2047	539,208	0.01%
MetLife, Inc.	USD575,000	4.13%	13/8/2042	538,748	0.01%
Federal Home Loan Mortgage Corp.	USD535,254	3.50%	1/7/2043	538,717	0.01%
Amazon.com, Inc.	USD500,000	4.80%	5/12/2034	538,565	0.01%
Gilead Sciences, Inc.	USD575,000	4.15%	1/3/2047	538,338	0.01%
Johnson & Johnson	USD500,000	4.50%	5/12/2043	538,063	0.01%
Oracle Corp.	USD575,000	4.00%	15/11/2047	537,253	0.01%
University of California	USD500,000	4.60%	15/5/2031	536,825	0.01%
Federal National Mortgage Association	USD525,109	4.00%	1/12/2045	535,883	0.01%
ConocoPhillips Co.	USD500,000	4.95%	15/3/2026	535,701	0.01%
United Technologies Corp.	USD550,000	3.10%	1/6/2022	535,242	0.01%
Ford Motor Co.	USD650,000	5.29%	8/12/2046	535,151	0.01%
Federal National Mortgage Association	USD548,490	3.00%	1/2/2043	535,040	0.01%
Broadcom Corp./Broadcom Cayman Finance Ltd.	USD550,000	2.20%	15/1/2021	534,198	0.01%
Chevron Corp.	USD535,000	3.19%	24/6/2023	534,183	0.01%
CSX Corp.	USD575,000	4.10%	15/3/2044	534,100	0.01%
Walmart, Inc.	GBP300,000	5.63%	27/3/2034	533,655	0.01%
Federal Home Loan Mortgage Corp.	USD535,354	3.00%	1/12/2030	533,447	0.01%
Ford Motor Credit Co. LLC	USD550,000	3.20%	15/1/2021	533,274	0.01%
BlackRock, Inc.	USD550,000	3.20%	15/3/2027	533,110	0.01%
Federal Home Loan Mortgage Corp.	USD533,127	3.50%	1/4/2047	533,029	0.01%
Morgan Stanley	CAD750,000	3.00%	7/2/2024	532,951	0.01%
Comcast Corp.	USD425,000	6.95%	15/8/2037	531,722	0.01%
Southern Co.	USD550,000	2.95%	1/7/2023	531,561	0.01%
Federal National Mortgage Association	USD524,293	3.50%	1/2/2032	531,477	0.01%
Federal National Mortgage Association	USD517,163	4.00%	1/2/2042	531,319	0.01%
Federal Home Loan Mortgage Corp.	USD508,489	4.50%	1/8/2048	530,821	0.01%
Hartford Financial Services Group, Inc.	USD475,000	5.95%	15/10/2036	530,474	0.01%
Federal National Mortgage Association	USD530,915	3.00%	1/7/2032	530,001	0.01%
Kroger Co.	USD550,000	5.15%	1/8/2043	528,832	0.01%
QUALCOMM, Inc.	USD550,000	2.60%	30/1/2023	528,554	0.01%
Sunoco Logistics Partners Operations LP	USD500,000	5.95%	1/12/2025	527,632	0.01%
American Tower Corp.	USD500,000	5.90%	1/11/2021	526,511	0.01%
HCP, Inc.	USD525,000	4.25%	15/11/2023	525,943	0.01%
Goldman Sachs Group, Inc. ^	USD550,000	2.91%	24/7/2023	525,227	0.01%
Burlington Northern Santa Fe LLC	USD500,000	4.70%	1/9/2045	524,328	0.01%
Warner Media LLC	USD600,000	4.65%	1/6/2044	523,871	0.01%
QUALCOMM, Inc.	USD550,000	2.90%	20/5/2024	523,580	0.01%
Federal Home Loan Mortgage Corp.	USD521,632	3.50%	1/11/2048	521,376	0.01%
AT&T, Inc.	USD580,000	4.80%	15/6/2044	521,002	0.01%
Booking Holdings, Inc.	EUR451,000	0.80%	10/3/2022	520,550	0.01%
Energy Transfer Partners LP/Regency Energy Finance Corp.	USD500,000	5.88%	1/3/2022	520,000	0.01%
Government National Mortgage Association	USD525,298	3.00%	20/3/2046	518,930	0.01%
Visa, Inc.	USD525,000	2.80%	14/12/2022	518,459	0.01%
Government National Mortgage Association	USD500,000	4.50%	1/1/2049	517,656	0.01%
Federal National Mortgage Association	USD488,287	5.00%	1/10/2035	517,432	0.01%
Microsoft Corp.	USD523,000	2.88%	6/2/2024	516,812	0.01%

PartnerRe Finance B LLC	USD500,000	5.50%	1/6/2020	515,589	0.01%
Sprint Spectrum Co. LLC/Sprint Spectrum Co. II LLC/Sprint Spectrum Co. III LLC	USD525,000	4.74%	20/3/2025	515,156	0.01%
Federal National Mortgage Association	USD527,274	3.00%	1/11/2045	514,662	0.01%
Federal National Mortgage Association	USD496,983	4.50%	1/11/2047	514,493	0.01%
Federal Home Loan Banks	USD525,000	1.38%	28/9/2020	514,304	0.01%
Florida Power & Light Co.	USD525,000	3.95%	1/3/2048	514,204	0.01%
CVS Health Corp.	USD500,000	4.75%	1/12/2022	513,294	0.01%
Apple, Inc.	USD525,000	3.25%	23/2/2026	512,990	0.01%
Goldman Sachs Group, Inc. ^	USD550,000	3.69%	5/6/2028	512,933	0.01%
Federal National Mortgage Association	USD508,718	3.50%	1/7/2043	512,164	0.01%
Ameriprise Financial, Inc.	USD500,000	4.00%	15/10/2023	512,059	0.01%
Amazon.com, Inc.	USD525,000	4.25%	22/8/2057	511,961	0.01%
International Business Machines Corp.	USD565,000	4.00%	20/6/2042	511,843	0.01%

	元本	利率	償還日	公正価格 (米ドル)	純資産総額 比率
CBRE Services, Inc.	USD500,000	4.88%	1/3/2026	511,772	0.01%
Federal Home Loan Mortgage Corp.	USD514,635	1.87%	25/11/2019	510,750	0.01%
HSBC USA, Inc.	USD500,000	5.00%	27/9/2020	510,649	0.01%
WestRock MWV LLC	USD400,000	7.95%	15/2/2031	510,200	0.01%
Citigroup, Inc.	USD500,000	5.30%	6/5/2044	509,986	0.01%
Williams Cos, Inc.	USD500,000	5.25%	15/3/2020	509,814	0.01%
Honda Auto Receivables 2017-2 Owner Trust	USD515,000	1.68%	16/8/2021	509,434	0.01%
County of Clark Department of Aviation	USD500,000	6.88%	1/7/2042	509,345	0.01%
Dow Chemical Co.	USD500,000	4.55%	30/11/2025	508,947	0.01%
Apple, Inc.	USD550,000	2.45%	4/8/2026	508,814	0.01%
Target Corp.	USD550,000	3.90%	15/11/2047	508,586	0.01%
Citigroup, Inc. ^	USD545,000	3.52%	27/10/2028	508,438	0.01%
Berkshire Hathaway Energy Co.	USD425,000	6.13%	1/4/2036	508,282	0.01%
MidAmerican Energy Co.	USD500,000	3.50%	15/10/2024	507,639	0.01%
Florida Gas Transmission Co. LLC	USD500,000	4.35%	15/7/2025	507,209	0.01%
Bank of America Corp.	USD500,000	4.10%	24/7/2023	507,204	0.01%
Federal National Mortgage Association	USD492,691	4.00%	1/12/2040	506,707	0.01%
Aon Corp.	USD500,000	4.50%	15/12/2028	506,545	0.01%
Hess Corp.	USD550,000	6.00%	15/1/2040	506,259	0.01%
Federal Home Loan Mortgage Corp. ^	USD500,000	3.28%	25/6/2025	506,245	0.01%
Federal Home Loan Mortgage Corp.	USD515,181	3.00%	1/11/2042	505,975	0.01%
UnitedHealth Group, Inc.	USD500,000	3.85%	15/6/2028	505,689	0.01%
Celgene Corp.	USD525,000	3.88%	15/8/2025	505,625	0.01%
Federal Home Loan Mortgage Corp. ^	USD500,000	3.06%	25/11/2023	505,075	0.01%
Federal National Mortgage Association	USD497,727	3.50%	1/9/2029	504,257	0.01%
Nucor Corp.	USD500,000	4.00%	1/8/2023	503,990	0.01%
Nestle Holdings, Inc.	USD500,000	3.35%	24/9/2023	503,750	0.01%
Government National Mortgage Association	USD490,503	4.00%	20/2/2047	503,593	0.01%
Federal National Mortgage Association	USD502,896	3.50%	1/1/2042	503,577	0.01%
Federal Home Loan Mortgage Corp.	USD509,611	2.50%	1/10/2027	503,132	0.01%
Federal National Mortgage Association	USD481,048	4.50%	1/8/2040	502,754	0.01%
UnitedHealth Group, Inc.	USD500,000	4.25%	15/6/2048	501,594	0.01%
BA Credit Card Trust	USD500,000	3.00%	15/9/2023	501,002	0.01%

Zions Bancorp NA	USD500,000	3.50%	27/8/2021	500,780	0.01%
Federal Home Loan Mortgage Corp.	USD502,431	3.00%	1/5/2031	500,642	0.01%
Amazon.com, Inc.	USD450,000	4.95%	5/12/2044	500,419	0.01%
Bank of America Corp.^	USD500,000	3.50%	17/5/2022	500,124	0.01%
Federal National Mortgage Association	USD512,347	3.00%	1/12/2046	499,772	0.01%
General Electric Co.	USD500,000	4.38%	16/9/2020	499,606	0.01%
Virginia Electric & Power Co.	USD475,000	4.60%	1/12/2048	499,591	0.01%
KeyCorp	USD500,000	4.10%	30/4/2028	499,363	0.01%
Kinder Morgan Energy Partners LP	USD500,000	4.30%	1/5/2024	499,319	0.01%
Welltower, Inc.	USD500,000	4.25%	1/4/2026	499,170	0.01%
BANK 2017-BKN4	USD500,000	3.63%	15/5/2050	499,165	0.01%
Spirit AeroSystems, Inc.	USD500,000	3.95%	15/6/2023	498,658	0.01%
ConocoPhillips Co.	USD500,000	3.35%	15/11/2024	498,461	0.01%
Wells Fargo Bank NA	USD500,000	3.55%	14/8/2023	498,244	0.01%
ConocoPhillips	USD425,000	5.90%	15/10/2032	498,234	0.01%
Oracle Corp.	USD500,000	3.40%	8/7/2024	498,062	0.01%
Morgan Stanley Bank of America Merrill Lynch Trust 2017	USD500,000	3.60%	15/5/2050	497,830	0.01%
Government National Mortgage Association	USD490,817	3.50%	20/2/2043	497,795	0.01%
McDonald's Corp.	USD500,000	3.35%	1/4/2023	497,676	0.01%
Lowe's Cos, Inc.	USD575,000	4.05%	3/5/2047	497,507	0.01%
Kroger Co.	USD500,000	3.30%	15/1/2021	497,476	0.01%
Wells Fargo & Co.	USD500,000	3.00%	22/1/2021	497,466	0.01%
Government National Mortgage Association	USD477,160	4.50%	15/3/2040	497,370	0.01%
Federal National Mortgage Association	USD495,578	3.50%	1/2/2041	497,326	0.01%
Compass Bank	USD500,000	3.50%	11/6/2021	497,141	0.01%
NextEra Energy Capital Holdings, Inc.	USD520,000	3.55%	1/5/2027	496,927	0.01%
Cimarex Energy Co.	USD500,000	4.38%	1/6/2024	496,588	0.01%
Government National Mortgage Association	USD474,217	4.50%	20/10/2041	496,350	0.01%
Discover Bank^	USD500,000	4.68%	9/8/2028	496,090	0.01%
Government National Mortgage Association	USD480,456	4.00%	20/5/2042	495,939	0.01%
L3 Technologies, Inc.	USD500,000	3.95%	28/5/2024	495,916	0.01%
CD 2017-CD4 Mortgage Trust^	USD500,000	3.51%	10/5/2050	495,875	0.01%
Ally Master Owner Trust	USD500,000	2.70%	17/1/2023	495,828	0.01%
Citigroup, Inc.^	USD525,000	3.67%	24/7/2028	495,763	0.01%
AT&T, Inc.	USD500,000	3.60%	17/2/2023	495,678	0.01%

	元本	利率	償還日	公正価格 (米ドル)	純資産総額 比率
Federal National Mortgage Association	USD488,887	3.50%	1/3/2032	495,586	0.01%
Walt Disney Co.	USD500,000	1.95%	4/3/2020	495,363	0.01%
Capital One Multi-Asset Execution Trust	USD500,000	1.82%	15/9/2022	495,194	0.01%
TJX Cos, Inc.	USD500,000	2.75%	15/6/2021	495,093	0.01%
ConocoPhillips Holding Co.	USD400,000	6.95%	15/4/2029	494,992	0.01%
Federal Home Loan Mortgage Corp.	USD485,283	4.00%	1/7/2048	494,927	0.01%
Discover Bank	USD500,000	4.65%	13/9/2028	494,683	0.01%
Federal Home Loan Mortgage Corp.	USD506,951	2.50%	1/8/2031	494,540	0.01%
Government National Mortgage Association	USD488,913	3.50%	20/7/2044	494,204	0.01%
Chubb INA Holdings, Inc.	USD500,000	2.88%	3/11/2022	494,185	0.01%
Government National Mortgage Association	USD470,307	4.50%	20/9/2040	494,138	0.01%

Federal National Mortgage Association	USD484,152	4.00%	1/1/2046	494,092	0.01%
Eastman Chemical Co.	USD550,000	4.65%	15/10/2044	494,054	0.01%
Broadcom Corp./Broadcom Cayman Finance Ltd.	USD500,000	2.38%	15/1/2020	493,738	0.01%
Exelon Corp.	USD500,000	3.95%	15/6/2025	493,659	0.01%
BANK 2017	USD499,000	3.52%	15/7/2060	493,636	0.01%
Sempra Energy	USD500,000	2.40%	15/3/2020	493,522	0.01%
Federal National Mortgage Association	USD500,000	1.88%	28/12/2020	493,208	0.01%
Apple, Inc.	USD500,000	3.20%	13/5/2025	493,014	0.01%
Ohio State University	USD450,000	4.80%	1/6/2111	492,944	0.01%
Philip Morris International, Inc.	USD500,000	4.88%	15/11/2043	492,472	0.01%
Goldman Sachs Group, Inc.	USD500,000	2.88%	25/2/2021	492,400	0.01%
Federal National Mortgage Association	USD500,000	1.50%	22/6/2020	492,247	0.01%
CD 2017-CD4 Mortgage Trust	USD500,000	3.75%	10/5/2050	492,100	0.01%
US Bancorp	USD500,000	2.63%	24/1/2022	492,073	0.01%
Exxon Mobil Corp.	USD500,000	2.73%	1/3/2023	491,760	0.01%
National Rural Utilities Cooperative Finance Corp.	USD500,000	2.95%	7/2/2024	491,715	0.01%
Florida Power & Light Co.	USD500,000	3.13%	1/12/2025	491,706	0.01%
Morgan Stanley	USD500,000	3.70%	23/10/2024	491,698	0.01%
Federal National Mortgage Association	USD441,549	6.50%	1/10/2037	491,676	0.01%
Wells Fargo & Co.	USD500,000	4.90%	17/11/2045	491,363	0.01%
Wells Fargo Commercial Mortgage Trust 2012	USD496,183	2.92%	15/10/2045	491,261	0.01%
CFCRE Commercial Mortgage Trust 2017	USD500,000	3.57%	15/6/2050	491,250	0.01%
Citigroup, Inc.	USD500,000	2.90%	8/12/2021	491,203	0.01%
Anheuser-Busch InBev Worldwide, Inc.	USD550,000	4.38%	15/4/2038	491,198	0.01%
Coca-Cola Co.	USD500,000	1.88%	27/10/2020	490,986	0.01%
Warner Media LLC	USD525,000	4.90%	15/6/2042	490,914	0.01%
Federal National Mortgage Association	USD470,397	4.50%	1/2/2047	490,660	0.01%
BANK 2017-BKN ⁶	USD499,000	3.74%	15/7/2060	490,642	0.01%
AT&T, Inc.	USD475,000	5.00%	1/3/2021	490,594	0.01%
Bank of New York Mellon Corp.	USD500,000	2.60%	7/2/2022	490,458	0.01%
Exxon Mobil Corp.	USD500,000	2.40%	6/3/2022	490,430	0.01%
Amgen, Inc.	EUR420,000	1.25%	25/2/2022	490,396	0.01%
Federal Home Loan Mortgage Corp.^	USD500,000	3.29%	25/3/2029	490,344	0.01%
GS Mortgage Securities Trust 2017	USD500,000	3.43%	10/5/2050	490,100	0.01%
Niagara Mohawk Power Corp.	USD475,000	4.28%	15/12/2028	489,434	0.01%
Synchrony Bank	USD500,000	3.65%	24/5/2021	489,045	0.01%
Comcast Corp.	USD495,000	4.65%	15/7/2042	488,835	0.01%
DowDuPont, Inc.	USD475,000	4.49%	15/11/2025	488,433	0.01%
Celgene Corp.	USD500,000	3.63%	15/5/2024	488,225	0.01%
Walmart, Inc.	USD481,000	4.30%	22/4/2044	488,146	0.01%
Fifth Third Bank	USD500,000	2.25%	14/6/2021	488,132	0.01%
Apple, Inc.	USD500,000	2.30%	11/5/2022	487,994	0.01%
General Electric Co.	USD525,000	2.70%	9/10/2022	487,608	0.01%
Federal National Mortgage Association	USD500,000	1.38%	26/2/2021	487,473	0.01%
Marsh & McLennan Cos, Inc.	USD500,000	3.50%	10/3/2025	486,774	0.01%
Johnson Controls International plc	USD500,000	3.90%	14/2/2026	486,760	0.01%
Bank of New York Mellon Corp.^	USD500,000	2.66%	16/5/2023	486,722	0.01%
Neuberger Berman Group LLC/Neuberger Berman Finance Corp.	USD550,000	4.88%	15/4/2045	486,655	0.01%

Federal Home Loan Mortgage Corp.	USD473,995	4.00%	1/6/2048	486,187	0.01%
Cisco Systems, Inc.	USD500,000	1.85%	20/9/2021	486,141	0.01%
Bank of America Corp.	USD500,000	4.25%	22/10/2026	486,013	0.01%
Enterprise Products Operating LLC	USD500,000	4.95%	15/10/2054	486,012	0.01%
Caterpillar Financial Services Corp.	USD500,000	2.55%	29/11/2022	485,323	0.01%
US Treasury Bond	USD425,000	8.13%	15/8/2021	485,230	0.01%
New Jersey Economic Development Authority	USD400,000	7.43%	15/2/2029	484,508	0.01%
Shire Acquisitions Investments Ireland DAC	USD500,000	2.40%	23/9/2021	484,417	0.01%
Federal National Mortgage Association	USD463,395	4.50%	1/1/2040	484,273	0.01%

	元本	利率	償還日	公正価格 (米ドル)	純資産総額 比率
Federal Home Loan Mortgage Corp.	USD487,609	2.31%	25/3/2020	484,127	0.01%
Commonwealth Edison Co.	USD500,000	4.00%	1/3/2048	484,001	0.01%
Federal National Mortgage Association	USD500,000	1.25%	17/8/2021	483,852	0.01%
Enterprise Products Operating LLC	USD490,000	3.35%	15/3/2023	483,784	0.01%
Federal Home Loan Mortgage Corp.	USD494,778	2.50%	1/10/2030	483,438	0.01%
Merck & Co., Inc.	USD500,000	2.75%	10/2/2025	483,396	0.01%
Apple, Inc.	USD525,000	3.75%	12/9/2047	483,023	0.01%
JPMorgan Chase & Co. ^	USD500,000	3.22%	1/3/2025	483,004	0.01%
3M Co.	USD500,000	1.63%	19/9/2021	482,738	0.01%
Ecolab, Inc.	USD500,000	2.38%	10/8/2022	482,458	0.01%
CSX Corp.	USD400,000	6.22%	30/4/2040	482,010	0.01%
EOG Resources, Inc.	USD500,000	2.63%	15/3/2023	481,182	0.01%
Estee Lauder Cos, Inc.	USD500,000	3.15%	15/3/2027	481,166	0.01%
Federal Home Loan Mortgage Corp.	USD489,762	3.00%	1/8/2043	481,010	0.01%
CVS Health Corp.	USD500,000	4.88%	20/7/2035	480,982	0.01%
Williams Cos, Inc.	USD500,000	5.40%	4/3/2044	480,628	0.01%
Walmart, Inc.	USD475,000	3.40%	26/6/2023	479,968	0.01%
Cox Communications, Inc.	USD500,000	3.15%	15/8/2024	479,822	0.01%
Federal National Mortgage Association	USD467,703	4.00%	1/9/2043	479,760	0.01%
Warner Media LLC	USD500,000	3.55%	1/6/2024	479,729	0.01%
Costco Wholesale Corp.	USD500,000	3.00%	18/5/2027	479,653	0.01%
Kinder Morgan, Inc.	USD500,000	5.20%	1/3/2048	479,636	0.01%
Government National Mortgage Association	USD463,389	4.50%	20/12/2047	479,412	0.01%
Federal National Mortgage Association	USD479,044	3.50%	1/1/2043	479,391	0.01%
Federal National Mortgage Association	USD500,000	2.47%	25/4/2026	479,090	0.01%
Compass Bank	USD500,000	2.88%	29/6/2022	478,976	0.01%
Gilead Sciences, Inc.	USD500,000	4.50%	1/2/2045	478,972	0.01%
Federal National Mortgage Association	USD458,218	4.50%	1/8/2040	478,883	0.01%
QUALCOMM, Inc.	USD500,000	3.45%	20/5/2025	478,482	0.01%
AT&T, Inc.	USD450,000	6.38%	1/3/2041	478,458	0.01%
Williams Cos, Inc.	USD450,000	6.30%	15/4/2040	478,347	0.01%
Walmart, Inc.	USD475,000	3.13%	23/6/2021	478,218	0.01%
Federal National Mortgage Association	USD477,650	3.50%	1/8/2043	477,997	0.01%
Government National Mortgage Association	USD481,353	3.00%	20/2/2043	477,967	0.01%
Campbell Soup Co.	USD500,000	3.95%	15/3/2025	477,775	0.01%
American Express Co.	USD475,000	3.70%	3/8/2023	476,824	0.01%
Allergan Sales LLC	USD465,000	4.88%	15/2/2021	476,493	0.01%
Spectra Energy Partners LP	USD500,000	3.50%	15/3/2025	476,418	0.01%

Southern Copper Corp.	USD500,000	5.25%	8/11/2042	476,399	0.01%
BP Capital Markets America, Inc.	USD500,000	3.12%	4/5/2026	476,025	0.01%
Federal National Mortgage Association	USD472,623	3.50%	1/6/2042	475,825	0.01%
Anthem, Inc.	USD510,000	4.38%	1/12/2047	475,466	0.01%
Boston Gas Co.	USD500,000	3.15%	1/8/2027	474,768	0.01%
Union Electric Co.	USD500,000	2.95%	15/6/2027	474,532	0.01%
Morgan Stanley	USD500,000	4.38%	22/1/2047	474,256	0.01%
JPMorgan Chase & Co.^	USD500,000	3.51%	23/1/2029	473,916	0.01%
Energy Transfer Operating LP	USD490,000	6.05%	1/6/2041	473,755	0.01%
Cigna Corp.	USD475,000	3.20%	17/9/2020	473,423	0.01%
Markel Corp.	USD500,000	3.50%	1/11/2027	473,111	0.01%
ERAC USA Finance LLC	USD500,000	2.70%	1/11/2023	473,031	0.01%
Digital Realty Trust LP	USD500,000	3.70%	15/8/2027	472,836	0.01%
Federal National Mortgage Association	USD466,563	3.50%	1/6/2033	472,356	0.01%
Walmart, Inc.	USD475,000	4.05%	29/6/2048	472,267	0.01%
National Rural Utilities Cooperative Finance Corp.^	USD500,000	4.75%	30/4/2043	471,873	0.01%
Federal Home Loan Mortgage Corp.	USD460,724	4.00%	1/1/2047	471,821	0.01%
US Treasury Bond	USD425,000	7.88%	15/2/2021	471,684	0.01%
Gilead Sciences, Inc.	USD475,000	3.70%	1/4/2024	471,674	0.01%
Bank of America Corp.	USD425,000	6.11%	29/1/2037	471,673	0.01%
Federal Home Loan Mortgage Corp.	USD450,000	3.90%	25/6/2051	471,573	0.01%
Federal National Mortgage Association	USD471,599	3.50%	1/2/2048	471,511	0.01%
Broadcom Corp./Broadcom Cayman Finance Ltd.	USD500,000	3.63%	15/1/2024	470,840	0.01%
Plains All American Pipeline LP/PAA Finance Corp.	USD500,000	2.85%	31/1/2023	470,633	0.01%
Wells Fargo & Co.	CAD650,000	3.87%	21/5/2025	470,539	0.01%
Berkshire Hathaway Energy Co.	USD400,000	5.95%	15/5/2037	470,240	0.01%
Federal National Mortgage Association	USD350,000	6.63%	15/11/2030	470,232	0.01%
Government National Mortgage Association	USD456,056	4.00%	20/2/2045	470,170	0.01%
Federal National Mortgage Association	USD499,869	2.50%	1/10/2046	470,062	0.01%
Keurig Dr Pepper, Inc.	USD475,000	4.60%	25/5/2028	469,310	0.01%

	元本	利率	償還日	公正価格 (米ドル)	純資産総額 比率
Government National Mortgage Association	USD464,658	3.50%	15/9/2041	469,263	0.01%
Metropolitan Life Global Funding I	EUR400,000	1.25%	17/9/2021	469,146	0.01%
Simon International Finance SCA	EUR400,000	1.38%	18/11/2022	469,123	0.01%
LYB International Finance II BV	EUR400,000	1.88%	2/3/2022	468,935	0.01%
PPL Capital Funding, Inc.	USD500,000	3.10%	15/5/2026	468,895	0.01%
Bank of New York Mellon Corp.	USD500,000	3.30%	23/8/2029	468,758	0.01%
Federal National Mortgage Association	USD457,677	4.00%	1/7/2046	468,743	0.01%
Voya Financial, Inc.	USD500,000	3.13%	15/7/2024	468,612	0.01%
Federal National Mortgage Association	USD474,239	3.00%	1/8/2032	468,496	0.01%
Mohawk Industries, Inc.	EUR400,000	2.00%	14/1/2022	468,338	0.01%
Federal Home Loan Mortgage Corp.	USD464,884	3.50%	1/6/2042	467,895	0.01%
Federal Home Loan Mortgage Corp.	USD478,595	2.50%	1/11/2030	467,621	0.01%
BANK 2018-BNK14	USD450,000	4.23%	15/9/2060	467,527	0.01%
Sabine Pass Liquefaction LLC	USD450,000	5.63%	1/3/2025	467,460	0.01%

AT&T, Inc.	EUR400,000	1.45%	1/6/2022	467,407	0.01%
Wells Fargo & Co.	USD475,000	4.30%	22/7/2027	467,065	0.01%
Target Corp.	USD500,000	2.50%	15/4/2026	466,675	0.01%
Government National Mortgage Association	USD470,256	3.00%	20/9/2043	466,437	0.01%
Federal National Mortgage Association	USD444,672	5.00%	1/11/2048	465,936	0.01%
Federal Home Loan Mortgage Corp.	USD453,058	4.00%	1/7/2040	465,899	0.01%
QUALCOMM, Inc.	USD500,000	3.25%	20/5/2027	465,846	0.01%
JPMorgan Chase & Co.^	USD500,000	4.26%	22/2/2048	465,771	0.01%
Government National Mortgage Association	USD446,227	4.50%	20/5/2040	465,540	0.01%
UBS Commercial Mortgage Trust 2018^	USD450,000	4.24%	15/6/2051	465,260	0.01%
Federal National Mortgage Association	USD455,962	4.00%	1/5/2046	464,973	0.01%
Aflac, Inc.	USD500,000	2.88%	15/10/2026	464,714	0.01%
Wells Fargo Commercial Mortgage Trust 2018	USD450,000	4.15%	15/8/2051	464,666	0.01%
Realty Income Corp.	USD500,000	3.00%	15/1/2027	464,430	0.01%
Kinder Morgan, Inc.	EUR400,000	1.50%	16/3/2022	463,925	0.01%
Goldman Sachs Group, Inc.	USD500,000	3.50%	16/11/2026	463,773	0.01%
Federal National Mortgage Association	USD443,265	4.50%	1/6/2039	463,520	0.01%
Ford Motor Co.	USD450,000	7.45%	16/7/2031	463,441	0.01%
Phillips 66 Partners LP	USD500,000	3.55%	1/10/2026	463,245	0.01%
Comcast Corp.	USD475,000	4.40%	15/8/2035	463,043	0.01%
Wells Fargo & Co.	USD500,000	3.00%	23/10/2026	463,004	0.01%
Biogen, Inc.	USD450,000	5.20%	15/9/2045	462,900	0.01%
Celgene Corp.	USD500,000	5.00%	15/8/2045	462,371	0.01%
Capital One Financial Corp.	USD500,000	3.80%	31/1/2028	462,181	0.01%
International Business Machines Corp.	USD475,000	3.45%	19/2/2026	461,911	0.01%
Tyco Electronics Group SA	USD500,000	3.13%	15/8/2027	461,854	0.01%
Prudential Financial, Inc.^	USD500,000	5.70%	15/9/2048	461,582	0.01%
Charter Communications Operating LLC/ Charter Communications Operating Capital	USD450,000	6.38%	23/10/2035	461,443	0.01%
ONEOK, Inc.	USD500,000	4.95%	13/7/2047	461,244	0.01%
Protective Life Global Funding	USD475,000	2.62%	22/8/2022	460,946	0.01%
Government National Mortgage Association	USD446,871	4.00%	20/9/2044	460,703	0.01%
Government National Mortgage Association	USD438,327	4.50%	20/11/2039	460,524	0.01%
Federal National Mortgage Association	USD449,154	4.00%	1/10/2044	460,167	0.01%
Federal National Mortgage Association	USD460,211	3.50%	1/9/2045	460,124	0.01%
Southwestern Public Service Co.	USD500,000	3.70%	15/8/2047	460,076	0.01%
Eaton Corp.	USD475,000	2.75%	2/11/2022	460,035	0.01%
Federal National Mortgage Association	USD441,621	4.50%	1/3/2029	459,819	0.01%
Marathon Petroleum Corp.	USD450,000	5.13%	15/12/2026	459,688	0.01%
Morgan Stanley^	USD500,000	3.97%	22/7/2038	459,419	0.01%
Schlumberger Finance France SAS	EUR400,000	1.00%	18/2/2026	458,587	0.01%
Comcast Corp.	USD475,000	3.55%	1/5/2028	458,492	0.01%
LYB International Finance BV	USD500,000	4.88%	15/3/2044	458,202	0.01%
AT&T, Inc.	USD468,000	4.25%	1/3/2027	457,994	0.01%
Port Authority of New York & New Jersey	USD400,000	4.93%	1/10/2051	457,840	0.01%
Federal Home Loan Mortgage Corp.	USD468,719	3.00%	1/11/2042	457,748	0.01%
ManpowerGroup, Inc.	EUR400,000	1.75%	22/6/2026	457,559	0.01%
Kraft Heinz Foods Co.	USD550,000	4.38%	1/6/2046	457,229	0.01%
Procter & Gamble Co.	EUR400,000	0.63%	30/10/2024	457,030	0.01%

Federal National Mortgage Association	USD455,788	3.00%	1/4/2027	456,688	0.01%
Federal Home Loan Mortgage Corp.	USD460,493	3.00%	1/4/2033	456,124	0.01%
Apache Corp.	USD456,000	6.00%	15/1/2037	455,945	0.01%
Bayer US Finance II LLC	USD500,000	2.85%	15/4/2025	455,878	0.01%
Federal National Mortgage Association	USD455,692	3.00%	1/11/2032	454,908	0.01%
	元本	利率	償還日	公正価格 (米ドル)	純資産総額 比率
Federal National Mortgage Association	USD462,861	3.00%	1/3/2042	454,871	0.01%
Time Warner Cable LLC	USD500,000	5.50%	1/9/2041	454,835	0.01%
Anheuser-Busch InBev Worldwide, Inc.	USD475,000	4.00%	13/4/2028	454,131	0.01%
Time Warner Cable LLC	USD425,000	7.30%	1/7/2038	453,928	0.01%
Federal National Mortgage Association	USD444,438	4.00%	1/2/2046	453,556	0.01%
Eversource Energy	USD450,000	4.25%	1/4/2029	453,514	0.01%
Tyson Foods, Inc.	USD475,000	4.88%	15/8/2034	453,046	0.01%
Federal Home Loan Mortgage Corp.	USD338,000	6.25%	15/7/2032	452,920	0.01%
Athene Holding Ltd.	USD500,000	4.13%	12/1/2028	452,725	0.01%
Government National Mortgage Association	USD455,730	3.00%	20/6/2043	452,525	0.01%
PepsiCo, Inc.	USD500,000	3.45%	6/10/2046	451,504	0.01%
AT&T, Inc.	USD487,000	5.30%	15/8/2058	451,405	0.01%
AT&T, Inc.	USD450,000	3.80%	15/3/2022	451,357	0.01%
UnitedHealth Group, Inc.	USD425,000	4.75%	15/7/2045	451,340	0.01%
Federal Home Loan Banks	USD350,000	5.50%	15/7/2036	450,760	0.01%
Georgia-Pacific LLC	USD375,000	8.00%	15/1/2024	450,760	0.01%
United Parcel Service, Inc.	USD500,000	3.75%	15/11/2047	450,543	0.01%
Government National Mortgage Association	USD435,365	4.50%	20/9/2047	450,388	0.01%
State of Wisconsin	USD450,000	3.95%	1/5/2036	450,279	0.01%
Comerica, Inc.	USD450,000	3.70%	31/7/2023	450,081	0.01%
Federal National Mortgage Association	USD448,999	3.00%	1/3/2027	449,886	0.01%
Federal Home Loan Mortgage Corp.	USD440,097	4.00%	1/12/2045	449,190	0.01%
Columbia Pipeline Group, Inc.	USD450,000	3.30%	1/6/2020	448,946	0.01%
Union Pacific Corp.	USD506,000	3.60%	15/9/2037	448,758	0.01%
Sherwin-Williams Co.	USD500,000	4.50%	1/6/2047	448,755	0.01%
Trans-Allegheny Interstate Line Co.	USD450,000	3.85%	1/6/2025	448,571	0.01%
Federal Home Loan Mortgage Corp.	USD456,650	3.00%	1/1/2043	448,486	0.01%
Ally Auto Receivables Trust 2017	USD453,000	1.75%	15/12/2021	448,483	0.01%
Federal National Mortgage Association	USD453,455	2.50%	1/1/2028	448,243	0.01%
Government National Mortgage Association	USD431,303	4.50%	20/5/2045	448,184	0.01%
Broadcom Corp./Broadcom Cayman Finance Ltd.	USD500,000	3.13%	15/1/2025	447,669	0.01%
Bank of America Corp. ^	USD500,000	3.95%	23/1/2049	447,322	0.01%
Fluor Corp.	EUR380,000	1.75%	21/3/2023	446,799	0.01%
Citibank Credit Card Issuance Trust	USD450,000	1.80%	20/9/2021	446,575	0.01%
Goldman Sachs Group, Inc. ^	USD475,000	4.41%	23/4/2039	446,333	0.01%
Tanger Properties LP	USD500,000	3.13%	1/9/2026	446,047	0.01%
GM Financial Automobile Leasing Trust 2017	USD450,000	2.12%	20/9/2021	445,658	0.01%
Wells Fargo & Co.	USD450,000	2.15%	30/1/2020	445,104	0.01%
AT&T, Inc.	GBP350,000	4.25%	1/6/2043	444,946	0.01%
Celanese US Holdings LLC	EUR400,000	2.13%	1/3/2027	444,334	0.01%

Pricoa Global Funding I	USD450,000	2.55%	24/11/2020	444,266	0.01%
Government National Mortgage Association	USD422,780	4.50%	20/1/2040	444,201	0.01%
American Express Credit Account Master Trust	USD450,000	2.04%	15/5/2023	443,651	0.01%
Home Depot, Inc.	USD450,000	1.80%	5/6/2020	443,457	0.01%
Enterprise Products Operating LLC	USD500,000	4.25%	15/2/2048	443,190	0.01%
Microsoft Corp.	USD450,000	4.00%	12/2/2055	442,903	0.01%
Citigroup, Inc.	USD475,000	4.75%	18/5/2046	442,812	0.01%
UBS Commercial Mortgage Trust 2018	USD425,000	4.33%	15/10/2051	442,731	0.01%
Port Authority of New York & New Jersey	USD435,000	4.46%	1/10/2062	442,573	0.01%
Conagra Brands, Inc.	USD457,000	3.20%	25/1/2023	442,450	0.01%
Molson Coors Brewing Co.	USD500,000	3.00%	15/7/2026	442,318	0.01%
Adobe, Inc.	USD450,000	3.25%	1/2/2025	442,283	0.01%
Southwestern Public Service Co.	USD445,000	3.30%	15/6/2024	442,189	0.01%
Federal National Mortgage Association	USD436,114	3.50%	1/7/2034	441,818	0.01%
Goldman Sachs Group, Inc.	USD400,000	6.45%	1/5/2036	441,718	0.01%
Xcel Energy, Inc.	USD350,000	6.50%	1/7/2036	441,464	0.01%
Federal National Mortgage Association	USD427,653	4.00%	1/10/2033	441,417	0.01%
UBS Commercial Mortgage Trust 2018	USD425,000	4.30%	15/8/2051	441,333	0.01%
Government National Mortgage Association	USD427,599	4.00%	20/11/2045	441,069	0.01%
Duke Energy Progress LLC	USD500,000	3.60%	15/9/2047	441,020	0.01%
Federal National Mortgage Association	USD439,345	3.50%	1/12/2040	440,893	0.01%
Federal Home Loan Mortgage Corp.	USD422,028	4.50%	1/2/2041	440,879	0.01%
Walmart, Inc.	USD450,000	4.00%	11/4/2043	440,137	0.01%
Federal Home Loan Mortgage Corp.	USD442,503	1.73%	25/7/2019	439,976	0.01%
AT&T, Inc.	GBP300,000	5.20%	18/11/2033	439,939	0.01%
Kansas Development Finance Authority	USD400,000	4.93%	15/4/2045	439,336	0.01%
DowDuPont, Inc.	USD425,000	5.32%	15/11/2038	438,966	0.01%
Mylan NV	EUR380,000	1.25%	23/11/2020	438,762	0.01%

	元本	利率	償還日	公正価格 (米ドル)	純資産総額 比率
Morgan Stanley Bank of America Merrill Lynch Trust 2012	USD444,615	2.86%	15/11/2045	438,404	0.01%
AbbVie, Inc.	USD450,000	4.25%	14/11/2028	438,052	0.01%
Pfizer, Inc.	USD435,000	4.13%	15/12/2046	437,969	0.01%
Government National Mortgage Association	USD433,845	3.50%	15/2/2042	437,944	0.01%
Federal National Mortgage Association	USD425,826	4.00%	1/2/2041	437,481	0.01%
General Motors Financial Co., Inc.	EUR400,000	1.69%	26/3/2025	437,028	0.01%
Apple, Inc.	USD455,000	2.75%	13/1/2025	436,932	0.01%
Federal National Mortgage Association	USD435,766	3.00%	1/2/2027	436,625	0.01%
Federal Home Loan Mortgage Corp.	USD437,970	3.00%	1/11/2032	436,407	0.01%
Johnson & Johnson	USD460,000	3.70%	1/3/2046	436,245	0.01%
Federal National Mortgage Association	USD427,105	4.00%	1/3/2042	436,099	0.01%
Federal National Mortgage Association	USD435,914	3.50%	1/7/2046	435,830	0.01%
TD Ameritrade Holding Corp.	USD440,000	2.95%	1/4/2022	435,491	0.01%
International Flavors & Fragrances, Inc.	EUR370,000	1.75%	14/3/2024	435,320	0.01%
Fidelity National Information Services, Inc.	EUR380,000	0.40%	15/1/2021	435,248	0.01%
Federal National Mortgage Association	USD434,800	3.50%	1/1/2047	434,851	0.01%
AT&T, Inc.	EUR400,000	3.15%	4/9/2036	434,804	0.01%

Dell International LLC/EMC Corp.	USD400,000	8.10%	15/7/2036	434,740	0.01%
Federal Home Loan Mortgage Corp.	USD434,834	3.00%	1/6/2029	434,359	0.01%
Bank of New York Mellon Corp.	USD450,000	3.25%	16/5/2027	434,344	0.01%
Philip Morris International, Inc.	USD475,000	4.25%	10/11/2044	433,834	0.01%
Altria Group, Inc.	USD425,000	4.75%	5/5/2021	433,561	0.01%
United Parcel Service, Inc.	USD500,000	3.40%	15/11/2046	433,108	0.01%
BANK 2017-BKN7	USD450,000	3.18%	15/9/2060	432,639	0.01%
Federal National Mortgage Association	USD442,707	3.00%	1/1/2046	432,119	0.01%
American International Group, Inc.	USD450,000	3.90%	1/4/2026	431,954	0.01%
Federal Home Loan Mortgage Corp.	USD413,706	4.50%	1/8/2040	431,788	0.01%
Ford Credit Canada Co.	CAD600,000	2.92%	16/9/2020	431,483	0.01%
Southwestern Public Service Co.	USD425,000	4.40%	15/11/2048	431,303	0.01%
Federal Home Loan Mortgage Corp.	USD430,412	3.00%	1/1/2027	431,195	0.01%
Government National Mortgage Association	USD411,859	4.50%	15/8/2039	430,963	0.01%
Mylan NV	USD475,000	3.95%	15/6/2026	430,859	0.01%
Time Warner Cable LLC	USD425,000	6.75%	15/6/2039	430,729	0.01%
Omega Healthcare Investors, Inc.	USD450,000	4.50%	1/4/2027	430,313	0.01%
Federal Home Loan Mortgage Corp.	USD429,029	3.50%	1/6/2045	430,143	0.01%
General Electric Co.	USD425,000	5.50%	8/1/2020	430,004	0.01%
Simon Property Group LP	USD450,000	3.25%	30/11/2026	429,776	0.01%
Federal National Mortgage Association	USD439,509	3.00%	1/2/2047	429,255	0.01%
Gilead Sciences, Inc.	USD425,000	4.80%	1/4/2044	428,469	0.01%
University of Texas System	USD385,000	4.79%	15/8/2046	428,363	0.01%
Merck & Co., Inc.	EUR380,000	0.50%	2/11/2024	428,259	0.01%
Newmont Mining Corp.	USD450,000	4.88%	15/3/2042	428,013	0.01%
MidAmerican Energy Co.	USD390,000	4.80%	15/9/2043	427,585	0.01%
General Electric Co.	USD436,000	6.15%	7/8/2037	427,422	0.01%
Government National Mortgage Association	USD414,930	4.00%	20/5/2046	427,240	0.01%
Federal National Mortgage Association	USD420,501	3.50%	1/9/2026	427,046	0.01%
American Airlines 2016-3 Class AA Pass Through Trust	USD461,086	3.00%	15/10/2028	426,872	0.01%
Amgen, Inc.	USD425,000	3.45%	1/10/2020	426,344	0.01%
Wells Fargo & Co.	GBP344,000	1.38%	30/6/2022	426,220	0.01%
Federal Home Loan Mortgage Corp.	USD426,050	3.50%	1/5/2047	425,971	0.01%
Becton Dickinson & Co.	USD450,000	3.70%	6/6/2027	425,400	0.01%
QUALCOMM, Inc.	USD475,000	4.30%	20/5/2047	424,794	0.01%
Bayer US Finance II LLC	USD465,000	4.65%	15/11/2043	424,477	0.01%
Federal Home Loan Mortgage Corp.	USD423,340	3.50%	1/6/2045	423,784	0.01%
Government National Mortgage Association	USD411,354	4.00%	20/7/2045	423,550	0.01%
Federal National Mortgage Association	USD409,812	4.00%	1/8/2031	423,133	0.01%
Comcast Corp.	USD450,000	3.15%	15/2/2028	422,453	0.01%
Marathon Petroleum Corp.	USD450,000	3.80%	1/4/2028	422,273	0.01%
Whirlpool Finance Luxembourg Sarl	EUR400,000	1.10%	9/11/2027	422,198	0.01%
Viacom, Inc.	USD533,000	4.38%	15/3/2043	422,082	0.01%
Biogen, Inc.	USD425,000	2.90%	15/9/2020	422,061	0.01%
Caterpillar, Inc.	USD450,000	3.80%	15/8/2042	421,864	0.01%
Lockheed Martin Corp.	USD350,000	6.15%	1/9/2036	421,565	0.01%
Celgene Corp.	USD450,000	3.90%	20/2/2028	421,401	0.01%
AbbVie, Inc.	USD450,000	4.88%	14/11/2048	421,151	0.01%
Federal National Mortgage Association	USD411,635	4.00%	1/5/2042	420,841	0.01%

	元本	利率	償還日	公正価格 (米ドル)	純資産総額 比率
Government National Mortgage Association	USD406,183	4.50%	15/4/2040	420,783	0.01%
John Deere Capital Corp.	USD450,000	2.80%	8/9/2027	420,598	0.01%
HSBC USA, Inc.	USD425,000	2.35%	5/3/2020	420,547	0.01%
Ford Credit Auto Owner Trust 2017	USD425,000	2.01%	15/3/2022	419,671	0.01%
Reynolds American, Inc.	USD450,000	5.85%	15/8/2045	419,560	0.01%
MetLife, Inc.	USD425,000	3.60%	13/11/2025	419,436	0.01%
Zimmer Biomet Holdings, Inc.	USD425,000	2.70%	1/4/2020	419,356	0.01%
Prudential Financial, Inc. ^	USD425,000	5.63%	15/6/2043	419,156	0.01%
DR Horton, Inc.	USD400,000	5.75%	15/8/2023	419,122	0.01%
Federal Home Loan Mortgage Corp.	USD400,795	5.50%	1/11/2038	419,099	0.01%
Nationwide Mutual Insurance Co.	USD275,000	9.38%	15/8/2039	418,969	0.01%
Federal National Mortgage Association	USD387,287	6.00%	1/5/2038	418,820	0.01%
Waste Management, Inc.	USD425,000	2.90%	15/9/2022	418,562	0.01%
Ford Credit Canada Co.	CAD600,000	3.74%	8/5/2023	418,410	0.01%
Goldman Sachs Group, Inc.	USD425,000	3.63%	22/1/2023	418,262	0.01%
Federal National Mortgage Association	USD416,998	3.50%	1/3/2042	417,432	0.01%
VEREIT Operating Partnership LP	USD450,000	3.95%	15/8/2027	417,348	0.01%
US Treasury Note	USD424,000	1.13%	30/4/2020	415,984	0.01%
Goldman Sachs Group, Inc.	USD400,000	5.25%	27/7/2021	414,772	0.01%
Federal National Mortgage Association	USD412,738	3.50%	1/1/2045	414,703	0.01%
AbbVie, Inc.	USD425,000	2.30%	14/5/2021	414,468	0.01%
Goldman Sachs Group, Inc.	GBP300,000	5.50%	12/10/2021	414,277	0.01%
Kinder Morgan Energy Partners LP	USD400,000	6.85%	15/2/2020	414,038	0.01%
Federal National Mortgage Association	USD405,651	4.00%	1/11/2044	413,978	0.01%
21st Century Fox America, Inc.	USD385,000	4.75%	15/9/2044	413,900	0.01%
Spirit AeroSystems, Inc.	USD450,000	3.85%	15/6/2026	413,492	0.01%
Xylem, Inc.	USD425,000	4.38%	1/11/2046	413,249	0.01%
Cox Communications, Inc.	USD450,000	3.35%	15/9/2026	413,137	0.01%
Fidelity National Information Services, Inc.	USD450,000	3.00%	15/8/2026	412,718	0.01%
Pacific Gas & Electric Co.	USD500,000	4.75%	15/2/2044	412,500	0.01%
Government National Mortgage Association	USD393,170	4.50%	20/5/2041	411,891	0.01%
Federal Home Loan Mortgage Corp.	USD433,221	2.50%	1/10/2046	411,617	0.01%
Federal National Mortgage Association	USD418,664	3.00%	1/9/2042	411,373	0.01%
Government National Mortgage Association	USD398,288	4.00%	20/10/2040	411,251	0.01%
Federal Home Loan Mortgage Corp.	USD402,294	4.00%	1/7/2044	410,494	0.01%
Agilent Technologies, Inc.	USD400,000	5.00%	15/7/2020	410,444	0.01%
McDonald's Corp.	USD425,000	3.50%	1/3/2027	410,139	0.01%
Federal National Mortgage Association	USD397,156	4.00%	1/10/2030	410,069	0.01%
Honeywell International, Inc.	USD400,000	4.25%	1/3/2021	410,044	0.01%
Electronic Arts, Inc.	USD400,000	4.80%	1/3/2026	409,814	0.01%
Citigroup, Inc.	USD425,000	2.70%	27/10/2022	409,363	0.01%
Cigna Corp.	USD409,000	4.13%	15/11/2025	409,169	0.01%
Verizon Communications, Inc.	USD400,000	4.15%	15/3/2024	409,038	0.01%
Allergan Finance LLC	USD445,000	4.63%	1/10/2042	408,955	0.01%
Anadarko Petroleum Corp.	USD399,000	4.85%	15/3/2021	408,924	0.01%
Federal Home Loan Mortgage Corp.	USD394,230	4.50%	1/8/2047	408,917	0.01%

FirstEnergy Corp.	USD325,000	7.38%	15/11/2031	408,706	0.01%
Union Electric Co.	USD425,000	3.90%	15/9/2042	408,376	0.01%
Bay Area Toll Authority	USD300,000	6.26%	1/4/2049	408,294	0.01%
Federal National Mortgage Association	USD397,866	4.00%	1/1/2044	408,127	0.01%
ERP Operating LP	USD400,000	4.50%	1/6/2045	408,033	0.01%
Prudential Financial, Inc.^	USD400,000	5.88%	15/9/2042	407,764	0.01%
Merck & Co., Inc.	USD425,000	3.70%	10/2/2045	407,530	0.01%
Federal National Mortgage Association	USD389,211	4.50%	1/6/2041	406,621	0.01%
McDonald's Corp.	USD400,000	4.88%	9/12/2045	406,092	0.01%
Federal National Mortgage Association	USD405,182	3.00%	1/5/2027	405,983	0.01%
Kellogg Co.	USD400,000	4.00%	15/12/2020	405,770	0.01%
Government National Mortgage Association	USD392,707	4.00%	20/11/2043	405,103	0.01%
Federal Home Loan Mortgage Corp.^	USD400,000	3.35%	25/11/2026	404,392	0.01%
Apache Corp.	USD450,000	5.10%	1/9/2040	404,225	0.01%
Government National Mortgage Association	USD399,911	3.50%	20/3/2042	404,095	0.00%
Sunoco Logistics Partners Operations LP	USD450,000	5.40%	1/10/2047	404,094	0.00%
DowDuPont, Inc.	USD400,000	3.77%	15/11/2020	403,921	0.00%
Medtronic, Inc.	USD400,000	3.63%	15/3/2024	403,713	0.00%
Federal National Mortgage Association	USD401,937	3.00%	1/10/2026	403,407	0.00%
Oracle Corp.	USD400,000	4.30%	8/7/2034	402,991	0.00%
Federal Home Loan Mortgage Corp.	USD385,936	4.50%	1/7/2040	402,814	0.00%
Government National Mortgage Association	USD387,455	4.50%	20/5/2047	402,500	0.00%
Federal National Mortgage Association	USD401,361	3.50%	1/7/2046	401,782	0.00%
Federal Home Loan Mortgage Corp.	USD405,545	3.00%	1/3/2033	401,697	0.00%

	元本	利率	償還日	公正価格 (米ドル)	純資産総額 比率
Federal Home Loan Mortgage Corp.	USD387,253	4.50%	1/9/2046	401,646	0.00%
Zoetis, Inc.	USD395,000	4.70%	1/2/2043	401,642	0.00%
Federal National Mortgage Association	USD378,771	5.00%	1/6/2035	401,602	0.00%
Block Financial LLC	USD400,000	4.13%	1/10/2020	401,356	0.00%
Duke Energy Indiana LLC	USD325,000	6.12%	15/10/2035	401,337	0.00%
American Express Credit Account Master Trust	USD400,000	2.99%	15/12/2023	400,962	0.00%
Genentech, Inc.	USD350,000	5.25%	15/7/2035	400,541	0.00%
Federal National Mortgage Association	USD395,165	3.50%	1/1/2026	400,162	0.00%
SunTrust Bank^	USD400,000	3.69%	2/8/2024	399,928	0.00%
Charter Communications Operating LLC/Charter Communications Operating Capital	USD400,000	3.58%	23/7/2020	399,928	0.00%
Lowe's Cos, Inc.	USD450,000	4.25%	15/9/2044	399,605	0.00%
Cisco Systems, Inc.	USD325,000	5.90%	15/2/2039	399,333	0.00%
Kraft Heinz Foods Co.	USD405,000	3.50%	15/7/2022	399,331	0.00%
Bristol-Myers Squibb Co.	USD400,000	3.25%	1/11/2023	399,141	0.00%
Kroger Co.	USD325,000	7.50%	1/4/2031	398,834	0.00%
Amgen, Inc.	USD400,000	3.63%	22/5/2024	398,385	0.00%
Federal National Mortgage Association	USD397,690	3.50%	1/9/2044	397,978	0.00%
John Deere Capital Corp.	USD400,000	2.88%	12/3/2021	397,937	0.00%
Analog Devices, Inc.	USD400,000	2.85%	12/3/2020	397,672	0.00%
Duke Energy Corp.	USD425,000	3.15%	15/8/2027	397,517	0.00%
Applied Materials, Inc.	USD400,000	2.63%	1/10/2020	397,191	0.00%

National Rural Utilities Cooperative Finance Corp.	USD400,000	2.00%	27/1/2020	396,922	0.00%
Chevron Corp.	USD400,000	2.42%	17/11/2020	396,872	0.00%
Government National Mortgage Association	USD385,930	4.00%	15/4/2043	396,803	0.00%
Chevron Phillips Chemical Co. LLC/Chevron Phillips Chemical Co. LP	USD400,000	2.45%	1/5/2020	396,686	0.00%
Federal National Mortgage Association	USD403,659	3.00%	1/1/2043	396,625	0.00%
Citigroup, Inc.	USD400,000	2.45%	10/1/2020	396,592	0.00%
Penske Truck Leasing Co. LP/PTL Finance Corp.	USD400,000	3.30%	1/4/2021	396,577	0.00%
Halliburton Co.	USD400,000	5.00%	15/11/2045	396,574	0.00%
ACE Capital Trust II	USD300,000	9.70%	1/4/2030	396,375	0.00%
JPMorgan Chase & Co.	USD350,000	5.60%	15/7/2041	396,257	0.00%
Huntington Ingalls Industries, Inc.	USD425,000	3.48%	1/12/2027	395,781	0.00%
Norfolk Southern Corp.	USD400,000	3.80%	1/8/2028	395,685	0.00%
Regents of the University of California Medical Center Pooled Revenue	USD300,000	6.55%	15/5/2048	395,565	0.00%
Enterprise Products Operating LLC	USD400,000	2.85%	15/4/2021	395,460	0.00%
Federal National Mortgage Association	USD402,680	2.50%	1/10/2031	395,316	0.00%
Baker Hughes a GE Co. LLC	USD400,000	3.20%	15/8/2021	395,054	0.00%
City of Houston TX	USD335,000	6.29%	1/3/2032	395,045	0.00%
Union Pacific Corp.	USD400,000	2.25%	19/6/2020	394,784	0.00%
JP Morgan Chase Commercial Mortgage Securities Trust 2013	USD400,000	2.96%	15/4/2046	394,488	0.00%
Federal Home Loan Mortgage Corp.	USD400,000	2.67%	25/12/2024	394,364	0.00%
Apple, Inc.	USD400,000	2.00%	13/11/2020	394,302	0.00%
Citizens Bank NA	USD400,000	2.20%	26/5/2020	394,142	0.00%
Microchip Technology, Inc.	USD400,000	3.92%	1/6/2021	394,051	0.00%
General Motors Financial Co., Inc.	USD400,000	3.20%	13/7/2020	394,042	0.00%
Merck & Co., Inc.	USD400,000	2.80%	18/5/2023	394,025	0.00%
Ares Capital Corp.	USD415,000	3.50%	10/2/2023	393,883	0.00%
PepsiCo, Inc.	USD400,000	4.00%	5/3/2042	393,816	0.00%
Federal National Mortgage Association	USD398,032	3.00%	1/4/2033	393,207	0.00%
Tennessee Valley Authority	USD300,000	5.88%	1/4/2036	393,187	0.00%
Simon Property Group LP	USD410,000	3.38%	15/6/2027	393,025	0.00%
Federal Home Loan Mortgage Corp.	USD383,761	4.00%	1/7/2044	393,002	0.00%
Deere & Co.	USD300,000	7.13%	3/3/2031	392,449	0.00%
Conagra Brands, Inc.	USD400,000	4.85%	1/11/2028	392,006	0.00%
Federal National Mortgage Association	USD386,736	3.50%	1/6/2031	391,809	0.00%
Citizens Bank NA	USD400,000	2.55%	13/5/2021	391,747	0.00%
Capital One Financial Corp.	USD400,000	2.40%	30/10/2020	391,402	0.00%
Pfizer, Inc.	USD375,000	4.40%	15/5/2044	391,187	0.00%
Cox Communications, Inc.	USD425,000	3.50%	15/8/2027	391,008	0.00%
McDonald's Corp.	USD400,000	3.38%	26/5/2025	390,727	0.00%
Ford Motor Credit Co. LLC	USD400,000	2.46%	27/3/2020	390,548	0.00%
Enterprise Products Operating LLC	USD400,000	4.85%	15/3/2044	390,407	0.00%
John Deere Capital Corp.	USD400,000	2.80%	6/3/2023	390,298	0.00%
Federal Home Loan Mortgage Corp.	USD385,169	3.50%	1/5/2032	390,214	0.00%
Government National Mortgage Association	USD374,857	4.50%	20/6/2045	390,156	0.00%

元本

利率

償還日

公正価格
(米ドル)純資産総額
比率

3M Co.	EUR333,000	0.95%	15/5/2023	390,033	0.00%
Sempra Energy	USD350,000	6.00%	15/10/2039	390,006	0.00%
Citigroup, Inc.	USD400,000	4.65%	30/7/2045	389,426	0.00%
Simon Property Group LP	USD400,000	2.35%	30/1/2022	389,109	0.00%
Federal National Mortgage Association	USD378,316	4.00%	1/12/2040	389,072	0.00%
Walgreen Co.	USD400,000	3.10%	15/9/2022	388,954	0.00%
Alabama Power Co.	USD400,000	2.45%	30/3/2022	388,206	0.00%
Corporate Office Properties LP	USD400,000	3.60%	15/5/2023	388,204	0.00%
WRKCo, Inc.	USD400,000	3.75%	15/3/2025	388,204	0.00%
Federal National Mortgage Association	USD387,545	3.50%	1/11/2045	388,008	0.00%
Government National Mortgage Association	USD391,092	3.00%	20/8/2044	387,916	0.00%
Citigroup, Inc.^	USD400,000	2.88%	24/7/2023	387,837	0.00%
Comcast Corp.	USD400,000	2.75%	1/3/2023	387,594	0.00%
New Jersey Turnpike Authority	USD275,000	7.41%	1/1/2040	387,475	0.00%
Government National Mortgage Association	USD375,313	4.00%	20/4/2042	387,411	0.00%
KeyBank NA	USD400,000	2.40%	9/6/2022	387,102	0.00%
Rockwell Collins, Inc.	USD400,000	2.80%	15/3/2022	386,779	0.00%
Federal Home Loan Mortgage Corp.	USD368,536	4.50%	1/12/2040	386,117	0.00%
United Technologies Corp.	USD400,000	4.63%	16/11/2048	385,630	0.00%
General Motors Financial Co., Inc.	USD400,000	4.25%	15/5/2023	385,414	0.00%
Booking Holdings, Inc.	EUR336,000	1.80%	3/3/2027	385,377	0.00%
Coca-Cola Co.	USD400,000	2.88%	27/10/2025	385,274	0.00%
Federal Home Loan Mortgage Corp.	USD393,764	3.00%	1/2/2047	384,647	0.00%
Comcast Corp.	USD300,000	7.05%	15/3/2033	384,521	0.00%
Federal National Mortgage Association	USD358,425	5.50%	1/4/2034	384,517	0.00%
Capital One NA	USD400,000	2.65%	8/8/2022	384,236	0.00%
Bank of America Corp.	USD400,000	2.50%	21/10/2022	384,222	0.00%
3M Co.	USD400,000	2.88%	15/10/2027	383,809	0.00%
Federal National Mortgage Association	USD388,217	2.50%	1/11/2027	383,754	0.00%
AT&T, Inc.	USD375,000	6.00%	15/8/2040	383,174	0.00%
Southern Co.	USD410,000	3.25%	1/7/2026	382,767	0.00%
Bank of America Corp.^	USD400,000	3.37%	23/1/2026	382,033	0.00%
Dow Chemical Co.	USD375,000	4.80%	30/11/2028	381,617	0.00%
Federal National Mortgage Association	USD378,547	3.50%	1/7/2042	381,112	0.00%
Covidien International Finance SA	USD375,000	4.20%	15/6/2020	380,865	0.00%
Federal National Mortgage Association	USD373,017	4.00%	1/1/2046	380,675	0.00%
Federal Home Loan Mortgage Corp.	USD379,513	3.00%	1/3/2027	380,205	0.00%
UnitedHealth Group, Inc.	USD375,000	3.88%	15/12/2028	379,918	0.00%
Synchrony Credit Card Master Note Trust	USD387,000	2.21%	15/5/2024	379,391	0.00%
Consolidated Edison Co. of New York, Inc.	USD325,000	5.85%	15/3/2036	379,225	0.00%
General Motors Financial Co., Inc.	USD400,000	3.70%	9/5/2023	379,086	0.00%
Government National Mortgage Association	USD367,590	4.00%	20/1/2046	379,056	0.00%
Warner Media LLC	USD400,000	3.60%	15/7/2025	378,812	0.00%
Citigroup, Inc.	GBP200,000	6.80%	25/6/2038	377,761	0.00%
Federal National Mortgage Association	USD381,901	2.50%	1/12/2027	377,512	0.00%
Cigna Corp.	USD380,000	3.75%	15/7/2023	376,939	0.00%
Federal National Mortgage Association	USD376,895	3.50%	1/5/2046	376,939	0.00%
Comcast Corp.	USD375,000	3.70%	15/4/2024	376,848	0.00%
Boeing Co.	USD400,000	2.60%	30/10/2025	376,764	0.00%
Zimmer Biomet Holdings, Inc.	USD400,000	3.55%	1/4/2025	376,660	0.00%

Southwest Airlines Co.	USD380,000	2.65%	5/11/2020	376,422	0.00%
Lazard Group LLC	USD400,000	3.63%	1/3/2027	376,361	0.00%
Prudential Financial, Inc.	USD365,000	5.38%	21/6/2020	376,335	0.00%
Nestle Holdings, Inc.	USD375,000	3.63%	24/9/2028	375,938	0.00%
Federal Home Loan Mortgage Corp.	USD371,013	3.50%	1/4/2032	375,874	0.00%
Federal National Mortgage Association	USD372,593	3.50%	1/12/2041	375,633	0.00%
Federal Home Loan Mortgage Corp.	USD367,840	4.00%	1/9/2045	375,336	0.00%
Government National Mortgage Association	USD363,472	4.00%	20/10/2041	374,967	0.00%
Union Pacific Corp.	USD375,000	3.95%	10/9/2028	374,793	0.00%
Anadarko Petroleum Corp.	USD350,000	6.45%	15/9/2036	374,491	0.00%
Charter Communications Operating LLC/ Charter Communications Operating Capital	USD400,000	5.75%	1/4/2048	374,219	0.00%
Federal National Mortgage Association	USD380,772	3.00%	1/7/2043	374,142	0.00%
Federal National Mortgage Association	USD358,294	4.50%	1/8/2041	374,128	0.00%
Federal National Mortgage Association	USD391,004	2.00%	1/11/2031	373,769	0.00%
Perrigo Finance Unlimited Co.	USD400,000	3.90%	15/12/2024	373,554	0.00%
Nissan Auto Receivables 2017-B Owner Trust	USD378,000	1.75%	15/10/2021	373,549	0.00%
Government National Mortgage Association	USD352,200	5.00%	20/9/2041	373,251	0.00%

	元本	利率	償還日	公正価格 (米ドル)	純資産総額 比率
Procter & Gamble Co.	GBP300,000	1.38%	3/5/2025	373,163	0.00%
Stryker Corp.	USD375,000	4.63%	15/3/2046	372,752	0.00%
American Water Capital Corp.	USD400,000	2.95%	1/9/2027	372,676	0.00%
Philip Morris International, Inc.	USD375,000	3.60%	15/11/2023	372,378	0.00%
AT&T, Inc.	USD400,000	4.90%	15/8/2037	372,194	0.00%
Federal Home Loan Mortgage Corp.	USD378,785	3.00%	1/9/2042	372,017	0.00%
Rockwell Collins, Inc.	USD400,000	3.50%	15/3/2027	371,607	0.00%
Mastercard, Inc.	EUR300,000	2.10%	1/12/2027	371,288	0.00%
Massachusetts Mutual Life Insurance Co.	USD375,000	4.90%	1/4/2077	371,141	0.00%
Ford Motor Credit Co. LLC	USD400,000	4.69%	9/6/2025	370,364	0.00%
Sands China Ltd.	USD375,000	5.13%	8/8/2025	370,313	0.00%
Federal Home Loan Mortgage Corp.	USD354,023	4.50%	1/8/2030	369,957	0.00%
Government National Mortgage Association	USD347,679	5.00%	20/10/2039	369,727	0.00%
Federal National Mortgage Association	USD353,727	4.50%	1/11/2040	369,636	0.00%
PepsiCo, Inc.	USD375,000	1.85%	30/4/2020	369,577	0.00%
Cargill, Inc.	EUR300,000	2.50%	15/2/2023	369,472	0.00%
Government National Mortgage Association	USD352,339	4.50%	20/2/2039	369,103	0.00%
TTX Co.	USD400,000	3.90%	1/2/2045	369,095	0.00%
Federal National Mortgage Association	USD359,526	4.00%	1/3/2047	368,803	0.00%
Duke Energy Corp.	USD425,000	3.75%	1/9/2046	368,718	0.00%
Altria Group, Inc.	USD375,000	4.00%	31/1/2024	368,559	0.00%
Virginia Electric & Power Co.	USD400,000	3.80%	15/9/2047	368,374	0.00%
Morgan Stanley	USD400,000	3.13%	27/7/2026	368,259	0.00%
Penske Truck Leasing Co. LP/PTL Finance Corp.	USD375,000	3.38%	1/2/2022	368,184	0.00%
Warner Media LLC	USD380,000	3.88%	15/1/2026	368,129	0.00%
Federal Home Loan Mortgage Corp.	USD376,306	3.00%	1/7/2045	368,122	0.00%
GE Capital Canada Funding Co.	CAD500,000	4.60%	26/1/2022	367,400	0.00%
Union Pacific Corp.	USD400,000	4.05%	15/11/2045	366,778	0.00%

Government National Mortgage Association	USD355,735	4.00%	20/3/2041	366,773	0.00%
Eli Lilly & Co.	USD375,000	3.95%	15/5/2047	366,607	0.00%
Federal National Mortgage Association	USD362,139	3.50%	1/12/2025	366,604	0.00%
Duke Energy Carolinas LLC	USD400,000	3.75%	1/6/2045	366,592	0.00%
IBM Credit LLC	USD375,000	3.00%	6/2/2023	366,534	0.00%
Arizona Public Service Co.	USD400,000	3.75%	15/5/2046	365,945	0.00%
United Parcel Service, Inc.	USD400,000	2.40%	15/11/2026	365,914	0.00%
Intel Corp.	AUD500,000	4.00%	1/12/2022	365,856	0.00%
AT&T, Inc.	USD375,000	3.95%	15/1/2025	365,828	0.00%
Federal National Mortgage Association	USD356,077	4.00%	1/1/2041	365,809	0.00%
Abbott Laboratories	USD350,000	4.75%	30/11/2036	365,779	0.00%
Federal National Mortgage Association	USD364,636	3.50%	1/12/2042	365,129	0.00%
Verizon Communications, Inc.	GBP300,000	3.13%	2/11/2035	364,763	0.00%
Apple, Inc.	AUD500,000	3.70%	28/8/2022	364,581	0.00%
Federal National Mortgage Association	USD344,444	5.00%	1/1/2039	364,525	0.00%
Government National Mortgage Association	USD358,743	3.50%	20/1/2042	364,126	0.00%
Government National Mortgage Association	USD354,572	4.00%	15/7/2045	363,771	0.00%
Abbott Laboratories	USD368,000	3.75%	30/11/2026	363,377	0.00%
Bank of America Corp.^	USD370,000	3.12%	20/1/2023	363,356	0.00%
Becton Dickinson & Co.	USD375,000	2.89%	6/6/2022	363,150	0.00%
Government National Mortgage Association	USD352,069	4.00%	20/11/2044	362,966	0.00%
Federal Home Loan Mortgage Corp.	USD337,195	5.50%	1/1/2040	362,672	0.00%
Comcast Cable Communications Holdings, Inc.	USD300,000	9.46%	15/11/2022	362,638	0.00%
Coca-Cola Co.	USD375,000	1.55%	1/9/2021	362,502	0.00%
Federal Home Loan Mortgage Corp.	USD350,000	3.59%	25/1/2025	362,467	0.00%
Anthem, Inc.	USD375,000	4.65%	15/8/2044	361,850	0.00%
Virginia Electric & Power Co.	USD370,000	3.50%	15/3/2027	361,820	0.00%
Dominion Energy, Inc.	USD375,000	2.75%	15/9/2022	361,669	0.00%
Los Angeles Community College District	USD250,000	6.75%	1/8/2049	361,468	0.00%
Valero Energy Corp.	USD325,000	6.63%	15/6/2037	360,974	0.00%
Federal Home Loan Mortgage Corp.	USD377,041	2.00%	1/12/2031	360,835	0.00%
MetLife, Inc.	USD350,000	4.88%	13/11/2043	360,797	0.00%
Government National Mortgage Association	USD349,119	4.00%	20/9/2041	360,159	0.00%
Federal National Mortgage Association	USD344,804	4.50%	1/8/2047	360,013	0.00%
Corning, Inc.	USD350,000	5.35%	15/11/2048	359,996	0.00%
Xylem, Inc.	EUR300,000	2.25%	11/3/2023	359,910	0.00%
CSAIL 2018-CX11 Commercial Mortgage Trust^	USD350,000	4.03%	15/4/2051	359,639	0.00%
Anheuser-Busch InBev Worldwide, Inc.	USD400,000	4.60%	15/4/2048	359,450	0.00%
JPMorgan Chase & Co.^	USD400,000	3.96%	15/11/2048	359,312	0.00%
Progress Energy, Inc.	USD300,000	6.00%	1/12/2039	359,144	0.00%
	元本	利率	償還日	公正価格 (米ドル)	純資産総額 比率
Liberty Property LP	USD350,000	4.40%	15/2/2024	359,050	0.00%
Connecticut Light & Power Co.	USD350,000	4.30%	15/4/2044	358,661	0.00%
Bank of America Corp.	AUD500,000	4.25%	5/3/2020	358,148	0.00%
Federal Home Loan Mortgage Corp.	USD349,736	4.00%	1/10/2044	356,862	0.00%
Government National Mortgage Association	USD347,675	4.00%	15/6/2046	356,668	0.00%

Government National Mortgage Association	USD339,393	4.50%	20/10/2040	356,595	0.00%
MetLife, Inc.	USD350,000	6.40%	15/12/2036	355,688	0.00%
Illinois Tool Works, Inc.	EUR300,000	1.25%	22/5/2023	355,450	0.00%
Anthem, Inc.	USD350,000	5.10%	15/1/2044	355,276	0.00%
SunTrust Bank	USD375,000	3.30%	15/5/2026	355,219	0.00%
ITC Holdings Corp.	USD325,000	5.30%	1/7/2043	355,149	0.00%
UBS Commercial Mortgage Trust 2018	USD350,000	3.98%	15/2/2051	355,096	0.00%
Los Angeles Unified School District	USD300,000	5.75%	1/7/2034	354,993	0.00%
Government National Mortgage Association	USD344,321	4.00%	20/5/2045	354,956	0.00%
Verizon Communications, Inc.	USD410,000	3.85%	1/11/2042	354,471	0.00%
Apple, Inc.	EUR300,000	1.00%	10/11/2022	354,434	0.00%
Federal National Mortgage Association	USD354,303	3.50%	1/7/2046	354,235	0.00%
Federal National Mortgage Association	USD334,803	5.00%	1/7/2041	354,152	0.00%
Synchrony Credit Card Master Note Trust	USD350,000	3.47%	15/5/2026	353,618	0.00%
Federal Home Loan Mortgage Corp.	USD354,679	3.00%	1/1/2033	353,415	0.00%
Santander Holdings USA, Inc.	USD375,000	4.40%	13/7/2027	353,406	0.00%
Comcast Corp.	USD350,000	3.45%	1/10/2021	353,105	0.00%
Procter & Gamble Co.	EUR300,000	1.88%	30/10/2038	353,041	0.00%
Federal National Mortgage Association	USD352,455	3.50%	1/11/2044	352,931	0.00%
Walmart, Inc.	USD350,000	3.55%	26/6/2025	352,907	0.00%
Synchrony Card Issuance Trust	USD350,000	3.38%	15/9/2024	352,867	0.00%
Apple, Inc.	AUD500,000	2.85%	28/8/2019	352,853	0.00%
Federal National Mortgage Association	USD339,401	4.50%	1/6/2047	352,801	0.00%
Federal National Mortgage Association	USD349,833	3.50%	1/10/2041	352,687	0.00%
JPMorgan Chase & Co.^	USD350,000	4.02%	5/12/2024	352,654	0.00%
Federal National Mortgage Association	USD347,850	3.50%	1/1/2032	352,617	0.00%
Prologis LP	EUR303,000	1.38%	7/10/2020	352,593	0.00%
Johnson & Johnson	USD375,000	2.45%	1/3/2026	352,380	0.00%
New York City Transitional Finance Authority Future Tax Secured Revenue	USD300,000	5.51%	1/8/2037	352,266	0.00%
Federal National Mortgage Association	USD346,670	3.50%	1/9/2033	352,065	0.00%
Federal National Mortgage Association	USD342,408	4.00%	1/1/2041	351,772	0.00%
Federal National Mortgage Association	USD347,419	3.50%	1/10/2025	351,705	0.00%
Praxair, Inc.	EUR300,000	1.20%	12/2/2024	351,599	0.00%
Lockheed Martin Corp.	USD350,000	3.35%	15/9/2021	351,435	0.00%
salesforce.com, Inc.	USD350,000	3.70%	11/4/2028	351,188	0.00%
Duke Energy Progress LLC	USD350,000	3.70%	1/9/2028	350,944	0.00%
Government National Mortgage Association	USD330,012	5.00%	20/7/2039	350,925	0.00%
MPLX LP	USD400,000	4.50%	15/4/2038	350,590	0.00%
Texas Instruments, Inc.	USD350,000	4.15%	15/5/2048	350,527	0.00%
Federal National Mortgage Association	USD358,878	3.00%	1/8/2043	350,299	0.00%
Prologis LP	EUR300,000	1.38%	13/5/2021	350,185	0.00%
Lowe's Cos, Inc.	USD350,000	3.88%	15/9/2023	350,092	0.00%
General Motors Co.	USD375,000	6.25%	2/10/2043	349,682	0.00%
AbbVie, Inc.	EUR300,000	2.13%	17/11/2028	349,094	0.00%
Keurig Dr Pepper, Inc.	USD350,000	3.55%	25/5/2021	348,655	0.00%
Keurig Dr Pepper, Inc.	USD350,000	4.06%	25/5/2023	348,584	0.00%
Celgene Corp.	USD400,000	4.55%	20/2/2048	348,569	0.00%
Hewlett Packard Enterprise Co.	USD375,000	6.35%	15/10/2045	348,467	0.00%
Federal National Mortgage Association	USD349,020	3.00%	1/12/2032	348,419	0.00%

Wells Fargo & Co.	EUR300,000	1.63%	2/6/2025	348,248	0.00%
Perrigo Finance Unlimited Co.	USD400,000	4.90%	15/12/2044	348,060	0.00%
Owens Corning	USD350,000	4.20%	15/12/2022	347,883	0.00%
Federal Home Loan Mortgage Corp.	USD339,614	4.00%	1/8/2044	347,791	0.00%
American Express Co.	USD350,000	3.40%	27/2/2023	347,660	0.00%
Starbucks Corp.	USD350,000	3.80%	15/8/2025	347,641	0.00%
Marriott International, Inc.	USD350,000	3.38%	15/10/2020	347,564	0.00%
Federal National Mortgage Association	USD327,881	5.00%	1/6/2035	347,459	0.00%
Federal National Mortgage Association^	USD350,000	3.08%	25/6/2027	347,336	0.00%
Coca-Cola Co.	EUR300,000	0.75%	9/3/2023	347,304	0.00%
Stryker Corp.	EUR300,000	1.13%	30/11/2023	347,069	0.00%
Government National Mortgage Association	USD342,041	3.50%	20/4/2044	346,746	0.00%
Occidental Petroleum Corp.	USD350,000	3.50%	15/6/2025	346,685	0.00%

	元本	利率	償還日	公正価格 (米ドル)	純資産総額 比率
American Transmission Systems, Inc.	USD325,000	5.00%	1/9/2044	346,569	0.00%
Union Pacific Corp.	USD350,000	4.50%	10/9/2048	346,528	0.00%
Celgene Corp.	USD350,000	2.88%	15/8/2020	346,258	0.00%
Federal Home Loan Mortgage Corp.	USD341,769	3.50%	1/11/2025	345,984	0.00%
National Rural Utilities Cooperative Finance Corp.	USD350,000	2.30%	1/11/2020	345,857	0.00%
SunTrust Bank	USD350,000	2.25%	31/1/2020	345,799	0.00%
Ford Credit Canada Co.	CAD500,000	2.71%	23/2/2022	345,768	0.00%
Hospitality Properties Trust	USD345,000	5.25%	15/2/2026	345,669	0.00%
Archer-Daniels-Midland Co.	USD305,000	5.38%	15/9/2035	345,570	0.00%
Federal National Mortgage Association	USD336,284	4.00%	1/12/2041	345,488	0.00%
Host Hotels & Resorts LP	USD355,000	3.75%	15/10/2023	345,308	0.00%
Manufacturers & Traders Trust Co.	USD350,000	2.63%	25/1/2021	345,211	0.00%
Sempra Energy	USD350,000	2.85%	15/11/2020	344,673	0.00%
North Texas Tollway Authority	USD250,000	6.72%	1/1/2049	344,015	0.00%
Federal Home Loan Mortgage Corp.	USD348,251	2.50%	1/6/2028	343,818	0.00%
Municipal Electric Authority of Georgia	USD325,000	6.64%	1/4/2057	343,603	0.00%
Liberty Mutual Finance Europe DAC	EUR300,000	1.75%	27/3/2024	343,202	0.00%
Sherwin-Williams Co.	USD350,000	2.25%	15/5/2020	343,199	0.00%
Boeing Co.	USD350,000	2.35%	30/10/2021	343,139	0.00%
Bayer US Finance LLC	USD350,000	3.00%	8/10/2021	342,625	0.00%
GLP Capital LP/GLP Financing II, Inc.	USD350,000	5.30%	15/1/2029	342,562	0.00%
Citigroup, Inc.	USD350,000	4.40%	10/6/2025	342,553	0.00%
Tennessee Valley Authority	USD250,000	6.15%	15/1/2038	342,311	0.00%
Hess Corp.	USD300,000	7.88%	1/10/2029	341,581	0.00%
Government National Mortgage Association	USD338,036	3.50%	20/9/2043	340,774	0.00%
Government National Mortgage Association	USD337,994	3.00%	20/2/2027	340,321	0.00%
Allstate Corp.	USD350,000	3.28%	15/12/2026	340,045	0.00%
Capital One Financial Corp.	USD350,000	3.20%	30/1/2023	339,910	0.00%
Brooklyn Union Gas Co.	USD350,000	3.41%	10/3/2026	339,777	0.00%
Walmart, Inc.	USD350,000	2.35%	15/12/2022	339,448	0.00%
Government National Mortgage Association	USD319,161	5.00%	20/7/2040	339,405	0.00%
Citigroup, Inc.	USD244,000	8.13%	15/7/2039	339,311	0.00%
Anheuser-Busch InBev Worldwide, Inc.	USD350,000	3.50%	12/1/2024	339,190	0.00%

American Airlines 2016-2 Class AA Pass Through Trust	USD359,800	3.20%	15/6/2028	338,343	0.00%
Essex Portfolio LP	USD350,000	4.50%	15/3/2048	338,335	0.00%
Time Warner Cable LLC	USD425,000	4.50%	15/9/2042	337,976	0.00%
CVS Health Corp.	USD350,000	2.13%	1/6/2021	337,563	0.00%
Federal National Mortgage Association	USD334,910	3.50%	1/1/2043	337,182	0.00%
McDonald's Corp.	EUR300,000	0.63%	29/1/2024	336,670	0.00%
United Technologies Corp.	USD300,000	6.05%	1/6/2036	336,555	0.00%
Federal National Mortgage Association	USD327,413	4.00%	1/1/2041	336,368	0.00%
Kraft Heinz Foods Co.	EUR300,000	2.25%	25/5/2028	335,930	0.00%
Quest Diagnostics, Inc.	USD350,000	3.45%	1/6/2026	335,881	0.00%
American International Group, Inc.	USD400,000	4.38%	15/1/2055	335,844	0.00%
Ford Motor Credit Co. LLC	USD325,000	8.13%	15/1/2020	335,737	0.00%
Johnson & Johnson	USD350,000	3.75%	3/3/2047	335,068	0.00%
Ford Credit Auto Owner Trust 2017	USD339,000	1.69%	15/11/2021	334,826	0.00%
Johnson & Johnson	USD350,000	2.90%	15/1/2028	333,958	0.00%
Ford Motor Co.	USD375,000	4.35%	8/12/2026	333,948	0.00%
Federal National Mortgage Association	USD333,324	3.50%	1/4/2046	333,722	0.00%
Federal Home Loan Mortgage Corp.	USD326,943	4.00%	1/11/2045	333,701	0.00%
Federal Home Loan Mortgage Corp.	USD333,826	3.50%	1/8/2046	333,661	0.00%
PPG Industries, Inc.	EUR300,000	0.88%	3/11/2025	333,537	0.00%
Government National Mortgage Association	USD314,610	5.00%	20/11/2041	333,406	0.00%
Fifth Third Bancorp	USD250,000	8.25%	1/3/2038	333,026	0.00%
FedEx Corp.	USD400,000	4.05%	15/2/2048	332,887	0.00%
UBS Commercial Mortgage Trust 2018^	USD325,000	4.12%	15/3/2051	332,823	0.00%
Duke Energy Carolinas LLC	USD325,000	3.95%	15/11/2028	332,570	0.00%
Wells Fargo Commercial Mortgage Trust 2018^	USD325,000	4.01%	15/3/2051	332,196	0.00%
Citigroup Commercial Mortgage Trust 2018	USD325,000	4.01%	10/3/2051	332,052	0.00%
Anheuser-Busch InBev Finance, Inc.	CAD500,000	4.32%	15/5/2047	331,985	0.00%
Dow Chemical Co.	USD325,000	5.55%	30/11/2048	331,648	0.00%
Oncor Electric Delivery Co. LLC	USD250,000	7.25%	15/1/2033	331,618	0.00%
Walmart, Inc.	USD275,000	5.63%	15/4/2041	331,613	0.00%
Thermo Fisher Scientific, Inc.	USD300,000	5.30%	1/2/2044	331,346	0.00%
Federal National Mortgage Association	USD350,000	2.29%	25/6/2026	331,236	0.00%
Home Depot, Inc.	USD350,000	3.90%	15/6/2047	331,086	0.00%
US Treasury Note	USD335,000	2.00%	31/10/2021	330,655	0.00%

	元本	利率	償還日	公正価格 (米ドル)	純資産総額 比率
Government National Mortgage Association	USD317,947	4.50%	20/3/2047	330,299	0.00%
United Technologies Corp.	USD300,000	5.70%	15/4/2040	329,637	0.00%
Trimble, Inc.	USD340,000	4.90%	15/6/2028	329,590	0.00%
Bank of America Corp.^	USD335,000	2.74%	23/1/2022	329,273	0.00%
Comcast Corp.	USD325,000	3.95%	15/10/2025	329,122	0.00%
Omega Healthcare Investors, Inc.	USD325,000	5.25%	15/1/2026	329,063	0.00%
Comcast Corp.	USD325,000	4.25%	15/10/2030	329,013	0.00%
Anthem, Inc.	USD340,000	3.35%	1/12/2024	328,672	0.00%
Comcast Corp.	USD340,000	4.20%	15/8/2034	328,600	0.00%
Amazon.com, Inc.	USD325,000	3.30%	5/12/2021	328,438	0.00%

Federal Home Loan Mortgage Corp.^	USD325,000	3.06%	25/8/2024	327,837	0.00%
Southern Co. Gas Capital Corp.	USD350,000	2.45%	1/10/2023	327,798	0.00%
HSBC Bank USA NA	USD300,000	5.63%	15/8/2035	327,474	0.00%
Pacific Gas & Electric Co.	USD400,000	2.95%	1/3/2026	327,000	0.00%
Federal National Mortgage Association	USD325,817	3.50%	1/10/2044	326,258	0.00%
Charles Schwab Corp.	USD325,000	3.25%	21/5/2021	326,239	0.00%
DTE Electric Co.	USD325,000	3.45%	1/10/2020	326,137	0.00%
Government National Mortgage Association	USD315,927	4.00%	20/6/2042	326,111	0.00%
American Tower Corp.	USD350,000	3.38%	15/10/2026	325,986	0.00%
Comcast Corp.	USD325,000	3.30%	1/10/2020	325,592	0.00%
Air Lease Corp.	USD325,000	3.88%	1/4/2021	325,442	0.00%
Apple, Inc.	USD325,000	4.25%	9/2/2047	325,322	0.00%
UnitedHealth Group, Inc.	USD250,000	6.63%	15/11/2037	324,439	0.00%
Southern Power Co.	EUR278,000	1.85%	20/6/2026	324,330	0.00%
Synchrony Credit Card Master Note Trust	USD325,000	2.97%	15/3/2024	324,296	0.00%
AmerisourceBergen Corp.	USD350,000	3.45%	15/12/2027	324,240	0.00%
Federal National Mortgage Association	USD319,641	3.50%	1/11/2031	324,016	0.00%
International Business Machines Corp.	USD325,000	3.63%	12/2/2024	323,899	0.00%
American Express Credit Account Master Trust	USD325,000	2.67%	17/10/2022	323,858	0.00%
Carlyle Finance LLC	USD325,000	5.65%	15/9/2048	323,077	0.00%
Campbell Soup Co.	USD325,000	3.30%	15/3/2021	323,018	0.00%
Zoetis, Inc.	USD350,000	3.00%	12/9/2027	322,899	0.00%
Dominion Energy, Inc.	USD325,000	3.90%	1/10/2025	322,397	0.00%
Roper Technologies, Inc.	USD325,000	3.00%	15/12/2020	321,959	0.00%
Federal Home Loan Mortgage Corp.	USD318,611	3.50%	1/11/2041	321,216	0.00%
Marsh & McLennan Cos, Inc.	USD325,000	2.35%	6/3/2020	321,135	0.00%
Bank of New York Mellon Corp.	USD325,000	2.45%	27/11/2020	320,970	0.00%
Moody's Corp.	USD300,000	5.25%	15/7/2044	320,952	0.00%
Norfolk Southern Corp.	USD330,000	4.45%	15/6/2045	320,945	0.00%
Federal National Mortgage Association	USD307,160	4.50%	1/6/2041	320,923	0.00%
AvalonBay Communities, Inc.	USD325,000	3.45%	1/6/2025	320,832	0.00%
Alabama Power Co.	USD350,000	3.70%	1/12/2047	320,806	0.00%
GS Mortgage Securities Trust 2017	USD324,000	3.66%	10/8/2050	320,779	0.00%
Discovery Communications LLC	USD350,000	3.95%	20/3/2028	320,776	0.00%
Molson Coors Brewing Co.	USD325,000	2.25%	15/3/2020	320,446	0.00%
Federal National Mortgage Association	USD311,412	4.00%	1/12/2035	320,314	0.00%
Federal National Mortgage Association^	USD325,000	3.14%	25/11/2027	320,226	0.00%
Federal National Mortgage Association	USD324,754	3.00%	1/1/2035	320,018	0.00%
Federal National Mortgage Association	USD313,275	4.00%	1/10/2045	319,691	0.00%
RPM International, Inc.	USD375,000	4.25%	15/1/2048	319,246	0.00%
Federal Home Loan Mortgage Corp.	USD324,770	3.00%	1/11/2042	318,960	0.00%
Connecticut Light & Power Co.	USD325,000	4.00%	1/4/2048	318,886	0.00%
Federal Home Loan Mortgage Corp.	USD321,476	3.00%	1/6/2035	318,625	0.00%
McDonald's Corp.	USD325,000	3.80%	1/4/2028	318,624	0.00%
Federal Home Loan Mortgage Corp.	USD314,302	3.50%	1/10/2033	318,209	0.00%
Merck & Co., Inc.	EUR300,000	1.38%	2/11/2036	317,400	0.00%
City of San Antonio TX Electric & Gas Systems Revenue	USD250,000	5.81%	1/2/2041	317,003	0.00%
Arrow Electronics, Inc.	USD350,000	3.88%	12/1/2028	316,786	0.00%

Sabine Pass Liquefaction LLC	USD300,000	5.88%	30/6/2026	316,500	0.00%
Apple, Inc.	USD300,000	4.50%	23/2/2036	316,412	0.00%
Federal National Mortgage Association	USD298,451	5.00%	1/3/2036	316,271	0.00%
Federal National Mortgage Association	USD316,398	3.50%	1/6/2047	316,234	0.00%
Federal National Mortgage Association	USD323,713	3.00%	1/7/2046	315,769	0.00%
Federal National Mortgage Association	USD301,934	4.50%	1/5/2041	315,457	0.00%
UBS Commercial Mortgage Trust 2018	USD300,000	4.45%	15/12/2051	315,381	0.00%
Sabine Pass Liquefaction LLC	USD300,000	6.25%	15/3/2022	315,375	0.00%
Federal National Mortgage Association	USD312,901	3.50%	1/8/2042	315,020	0.00%
Cardinal Health, Inc.	USD325,000	3.75%	15/9/2025	314,932	0.00%

	元本	利率	償還日	公正価格 (米ドル)	純資産総額 比率
Citigroup, Inc.	USD275,000	5.88%	30/1/2042	314,816	0.00%
City of New York NY	USD250,000	6.27%	1/12/2037	314,678	0.00%
Government National Mortgage Association	USD316,966	3.00%	20/3/2045	313,957	0.00%
Government National Mortgage Association	USD297,858	5.00%	15/10/2034	313,741	0.00%
Discovery Communications LLC	USD353,000	4.95%	15/5/2042	313,678	0.00%
National Oilwell Varco, Inc.	USD395,000	3.95%	1/12/2042	313,158	0.00%
BENCHMARK 2018-B6 Mortgage Trust	USD300,000	4.26%	10/10/2051	313,074	0.00%
Boeing Co.	USD250,000	5.88%	15/2/2040	312,948	0.00%
Hartford Financial Services Group, Inc.	USD300,000	5.13%	15/4/2022	312,824	0.00%
Abbott Laboratories	USD314,000	3.40%	30/11/2023	312,199	0.00%
MidAmerican Energy Co.	USD300,000	4.40%	15/10/2044	311,748	0.00%
Amgen, Inc.	USD325,000	3.13%	1/5/2025	311,409	0.00%
Anthem, Inc.	USD325,000	4.55%	1/3/2048	311,382	0.00%
Federal National Mortgage Association	USD294,054	5.00%	1/8/2040	311,016	0.00%
Federal National Mortgage Association	USD314,395	3.00%	1/8/2035	310,971	0.00%
Lockheed Martin Corp.	USD300,000	4.70%	15/5/2046	310,638	0.00%
Arch Capital Finance LLC	USD300,000	5.03%	15/12/2046	310,420	0.00%
Boeing Co.	USD225,000	6.88%	15/3/2039	310,042	0.00%
Comcast Corp.	USD325,000	3.15%	1/3/2026	309,965	0.00%
Seagate HDD Cayman	USD350,000	4.75%	1/1/2025	309,750	0.00%
Federal National Mortgage Association	USD287,319	6.00%	1/11/2037	309,730	0.00%
Wells Fargo Bank NA	USD250,000	6.60%	15/1/2038	309,410	0.00%
Federal Home Loan Mortgage Corp.	USD314,520	3.00%	1/9/2042	308,901	0.00%
Federal National Mortgage Association	USD307,751	3.50%	1/6/2041	308,835	0.00%
Federal Home Loan Mortgage Corp.	USD295,570	4.50%	1/2/2041	308,811	0.00%
Berkshire Hathaway Energy Co.	USD250,000	6.50%	15/9/2037	308,734	0.00%
Federal National Mortgage Association	USD295,004	4.50%	1/9/2043	308,637	0.00%
Apache Corp.	USD315,000	3.25%	15/4/2022	308,403	0.00%
Los Angeles Department of Water & Power Power System Revenue	USD250,000	5.72%	1/7/2039	308,265	0.00%
Federal National Mortgage Association	USD287,327	5.50%	1/4/2034	308,252	0.00%
Federal Home Loan Mortgage Corp.	USD308,902	3.00%	1/8/2031	307,802	0.00%
Walmart, Inc.	EUR200,000	4.88%	21/9/2029	307,680	0.00%
Lear Corp.	USD300,000	5.25%	15/1/2025	307,500	0.00%
UnitedHealth Group, Inc.	USD300,000	4.45%	15/12/2048	307,490	0.00%
Amazon.com, Inc.	USD300,000	3.80%	5/12/2024	306,741	0.00%
Goldman Sachs Group, Inc.	USD325,000	3.85%	26/1/2027	306,470	0.00%
Federal Home Loan Mortgage Corp.	USD309,193	3.00%	1/10/2032	306,257	0.00%

Federal National Mortgage Association	USD296,370	4.00%	1/11/2031	306,011	0.00%
Kinder Morgan Energy Partners LP	USD300,000	5.80%	15/3/2035	305,958	0.00%
Consolidated Edison Co. of New York, Inc.	USD250,000	6.30%	15/8/2037	305,924	0.00%
Federal National Mortgage Association	USD303,420	3.50%	1/12/2041	305,896	0.00%
Pharmacia LLC	USD250,000	6.60%	1/12/2028	305,591	0.00%
Seagate HDD Cayman	USD325,000	4.75%	1/6/2023	305,500	0.00%
Federal National Mortgage Association	USD310,748	3.00%	1/8/2043	305,343	0.00%
Duke Energy Carolinas LLC	USD250,000	6.00%	15/1/2038	305,190	0.00%
BENCHMARK 2018-B2 Mortgage Trust	USD300,000	3.88%	15/2/2051	305,037	0.00%
Federal Home Loan Mortgage Corp.^	USD300,000	3.43%	25/1/2027	305,007	0.00%
Federal National Mortgage Association	USD298,583	4.00%	1/12/2044	304,858	0.00%
Federal National Mortgage Association	USD304,114	3.50%	1/6/2046	304,431	0.00%
Federal Home Loan Mortgage Corp.	USD291,786	4.50%	1/9/2038	304,424	0.00%
Anheuser-Busch InBev Worldwide, Inc.	USD300,000	4.38%	15/2/2021	304,142	0.00%
Government National Mortgage Association	USD286,053	5.50%	15/8/2038	304,088	0.00%
Target Corp.	USD305,000	2.90%	15/1/2022	304,051	0.00%
MPLX LP	USD350,000	4.70%	15/4/2048	303,943	0.00%
Chicago Transit Authority	USD250,000	6.20%	1/12/2040	303,597	0.00%
Merck & Co., Inc.	USD300,000	4.15%	18/5/2043	303,504	0.00%
Federal National Mortgage Association	USD300,056	3.50%	1/8/2037	302,781	0.00%
SSM Health Care Corp.	USD300,000	3.69%	1/6/2023	302,752	0.00%
Federal Realty Investment Trust	USD300,000	4.50%	1/12/2044	302,705	0.00%
Federal National Mortgage Association	USD291,326	4.50%	1/5/2041	302,675	0.00%
Verizon Communications, Inc.	USD300,000	3.50%	1/11/2021	302,656	0.00%
American Express Credit Account Master Trust	USD300,000	3.01%	15/10/2025	302,493	0.00%
Federal National Mortgage Association	USD285,790	5.00%	1/7/2039	302,432	0.00%
Los Angeles Unified School District	USD235,000	6.76%	1/7/2034	302,424	0.00%
Express Scripts Holding Co.	USD300,000	4.50%	25/2/2026	301,880	0.00%
Berkshire Hathaway Finance Corp.	USD300,000	4.30%	15/5/2043	301,627	0.00%
Federal National Mortgage Association	USD280,680	6.00%	1/12/2032	301,502	0.00%
	元本	利率	償還日	公正価格 (米ドル)	純資産総額 比率
Intercontinental Exchange, Inc.	USD300,000	3.75%	1/12/2025	301,453	0.00%
Federal Home Loan Mortgage Corp.	USD292,941	4.00%	1/1/2041	301,227	0.00%
Consolidated Edison Co. of New York, Inc.	USD250,000	6.20%	15/6/2036	300,964	0.00%
Oracle Corp.	USD300,000	4.50%	8/7/2044	300,736	0.00%
JPMorgan Chase & Co.^	USD300,000	3.80%	23/7/2024	300,671	0.00%
Kroger Co.	USD300,000	4.00%	1/2/2024	300,569	0.00%
Welltower, Inc.	USD300,000	3.95%	1/9/2023	300,519	0.00%
JPMorgan Chase & Co.^	USD300,000	3.51%	18/6/2022	300,469	0.00%
Federal National Mortgage Association	USD292,010	4.00%	1/8/2039	300,353	0.00%
Caterpillar Financial Services Corp.	USD300,000	3.45%	15/5/2023	299,897	0.00%
Amgen, Inc.	USD300,000	3.63%	15/5/2022	299,870	0.00%
Citibank Credit Card Issuance Trust	USD300,000	1.74%	19/1/2021	299,840	0.00%
AbbVie, Inc.	USD300,000	3.38%	14/11/2021	299,777	0.00%
HCP, Inc.	USD300,000	4.20%	1/3/2024	299,465	0.00%
Comcast Corp.	USD250,000	6.45%	15/3/2037	299,299	0.00%

Federal National Mortgage Association	USD289,418	4.00%	1/12/2031	298,838	0.00%
Digital Realty Trust LP	USD300,000	4.45%	15/7/2028	298,704	0.00%
Kraft Heinz Foods Co.	USD300,000	4.00%	15/6/2023	298,571	0.00%
Federal National Mortgage Association	USD281,425	5.00%	1/7/2035	298,400	0.00%
HCP, Inc.	USD300,000	2.63%	1/2/2020	298,308	0.00%
AbbVie, Inc.	USD300,000	3.75%	14/11/2023	298,280	0.00%
Energy Transfer Operating LP	USD300,000	6.13%	15/12/2045	298,192	0.00%
Honda Auto Receivables 2018-1 Owner Trust	USD300,000	2.64%	15/2/2022	298,124	0.00%
Intercontinental Exchange, Inc.	USD300,000	2.75%	1/12/2020	298,026	0.00%
Dollar General Corp.	USD300,000	4.15%	1/11/2025	297,943	0.00%
JPMorgan Chase Bank NA ^	USD300,000	2.60%	1/2/2021	297,908	0.00%
Parker-Hannifin Corp.	USD300,000	4.20%	21/11/2034	297,799	0.00%
American Tower Corp.	USD300,000	3.30%	15/2/2021	297,757	0.00%
Federal Home Loan Mortgage Corp.	USD290,688	4.00%	1/10/2043	297,736	0.00%
Marathon Petroleum Corp.	USD275,000	6.50%	1/3/2041	297,701	0.00%
United Technologies Corp.	USD300,000	3.95%	16/8/2025	297,644	0.00%
Fiserv, Inc.	USD300,000	2.70%	1/6/2020	297,615	0.00%
eBay, Inc.	USD400,000	4.00%	15/7/2042	297,234	0.00%
Chevron Corp.	USD300,000	1.96%	3/3/2020	297,126	0.00%
JM Smucker Co.	USD300,000	2.50%	15/3/2020	297,122	0.00%
Federal National Mortgage Association	USD290,053	4.00%	1/12/2043	297,074	0.00%
21st Century Fox America, Inc.	USD225,000	6.90%	15/8/2039	297,010	0.00%
Apple, Inc.	USD300,000	2.00%	6/5/2020	296,975	0.00%
Metropolitan Transportation Authority	USD250,000	5.87%	15/11/2039	296,823	0.00%
Federal National Mortgage Association	USD284,912	4.50%	1/2/2045	296,704	0.00%
Illinois Tool Works, Inc.	USD300,000	3.90%	1/9/2042	296,616	0.00%
Federal National Mortgage Corp. ^	USD300,000	2.79%	25/5/2025	296,553	0.00%
Microsoft Corp.	USD300,000	2.40%	6/2/2022	296,222	0.00%
BANK 2017-BKN7	USD300,000	3.75%	15/9/2060	296,193	0.00%
John Deere Capital Corp.	USD300,000	2.55%	8/1/2021	296,180	0.00%
Home Depot, Inc.	USD300,000	3.35%	15/9/2025	296,158	0.00%
US Treasury Note	USD300,000	2.00%	15/11/2021	296,156	0.00%
Brighthouse Financial, Inc.	USD350,000	3.70%	22/6/2027	295,775	0.00%
Exxon Mobil Corp.	USD300,000	2.22%	1/3/2021	295,693	0.00%
Becton Dickinson & Co.	USD300,000	2.40%	5/6/2020	295,677	0.00%
Federal Home Loan Mortgage Corp.	USD287,467	4.00%	1/12/2040	295,587	0.00%
Capital One Multi-Asset Execution Trust	USD300,000	1.99%	17/7/2023	295,336	0.00%
Lowe 's Cos, Inc.	USD300,000	3.12%	15/4/2022	295,314	0.00%
Swiss Re America Holding Corp.	USD250,000	7.00%	15/2/2026	295,088	0.00%
21st Century Fox America, Inc.	USD200,000	7.75%	1/12/2045	294,994	0.00%
Government National Mortgage Association	USD285,202	4.50%	20/7/2047	294,965	0.00%
Honeywell International, Inc.	USD250,000	5.38%	1/3/2041	294,855	0.00%
Federal National Mortgage Association ^	USD300,000	2.96%	25/2/2027	294,675	0.00%
Chubb INA Holdings, Inc.	USD300,000	2.30%	3/11/2020	294,652	0.00%
Kinder Morgan, Inc.	USD300,000	4.30%	1/3/2028	294,284	0.00%
Anthem, Inc.	USD300,000	4.10%	1/3/2028	294,180	0.00%
BANK 2017-BKN5	USD300,000	3.39%	15/6/2060	294,090	0.00%
State of California	USD285,000	4.60%	1/4/2038	293,935	0.00%
Nucor Corp.	USD275,000	5.20%	1/8/2043	293,915	0.00%

	元本	利率	償還日	公正価格 (米ドル)	純資産総額 比率
Berkshire Hathaway, Inc.	USD300,000	2.75%	15/3/2023	293,826	0.00%
Eastman Chemical Co.	USD292,000	3.60%	15/8/2022	293,788	0.00%
Intel Corp.	USD300,000	4.10%	19/5/2046	293,721	0.00%
Air Lease Corp.	USD300,000	3.88%	3/7/2023	293,659	0.00%
Federal National Mortgage Association	USD296,656	2.50%	1/12/2027	293,246	0.00%
Morgan Stanley	CAD400,000	3.13%	5/8/2021	293,173	0.00%
Federal National Mortgage Association	USD300,000	2.53%	25/9/2024	293,169	0.00%
Government National Mortgage Association	USD283,145	5.00%	15/3/2039	293,126	0.00%
DTE Electric Co.	USD300,000	4.00%	1/4/2043	293,109	0.00%
General Motors Financial Co., Inc.	USD300,000	3.20%	6/7/2021	293,020	0.00%
DBJPM 17-C6 Mortgage Trust	USD300,000	3.33%	10/6/2050	292,905	0.00%
Thermo Fisher Scientific, Inc.	USD300,000	3.15%	15/1/2023	292,902	0.00%
Plains All American Pipeline LP/PAA Finance Corp.	USD300,000	3.65%	1/6/2022	292,760	0.00%
Southern Copper Corp.	USD250,000	7.50%	27/7/2035	292,759	0.00%
Starbucks Corp.	USD300,000	2.70%	15/6/2022	292,758	0.00%
Georgia-Pacific LLC	USD200,000	8.88%	15/5/2031	292,739	0.00%
Federal National Mortgage Association^	USD300,000	2.78%	25/2/2027	292,686	0.00%
Federal Home Loan Banks	USD300,000	1.38%	18/2/2021	292,560	0.00%
JPMorgan Chase & Co.	USD300,000	2.97%	15/1/2023	292,513	0.00%
Burlington Northern Santa Fe LLC	USD300,000	4.15%	15/12/2048	292,414	0.00%
XLIT Ltd.	USD280,000	5.50%	31/3/2045	292,295	0.00%
SunTrust Banks, Inc.	USD300,000	2.70%	27/1/2022	292,200	0.00%
Baker Hughes a GE Co. LLC	USD300,000	5.13%	15/9/2040	292,090	0.00%
Federal Home Loan Mortgage Corp.	USD300,000	2.67%	25/3/2026	292,080	0.00%
Edison International	USD300,000	2.13%	15/4/2020	292,002	0.00%
Zimmer Biomet Holdings, Inc.	USD300,000	3.15%	1/4/2022	291,965	0.00%
Campbell Soup Co.	USD300,000	3.65%	15/3/2023	291,804	0.00%
Allstate Corp.	USD300,000	4.20%	15/12/2046	291,770	0.00%
Aon plc	USD300,000	3.88%	15/12/2025	291,421	0.00%
Ford Motor Credit Co. LLC	USD300,000	3.81%	12/10/2021	291,415	0.00%
Comcast Corp.	USD300,000	3.38%	15/8/2025	291,293	0.00%
Kimberly-Clark Corp.	USD300,000	3.05%	15/8/2025	291,286	0.00%
Government National Mortgage Association	USD277,025	4.50%	20/6/2040	291,066	0.00%
Occidental Petroleum Corp.	USD300,000	2.70%	15/2/2023	291,003	0.00%
Wells Fargo & Co.	USD300,000	3.55%	29/9/2025	290,915	0.00%
CenterPoint Energy Houston Electric LLC	USD300,000	1.85%	1/6/2021	290,880	0.00%
Boston Scientific Corp.	USD300,000	4.00%	1/3/2028	290,666	0.00%
Federal National Mortgage Association	USD284,753	4.00%	1/11/2044	290,606	0.00%
American Water Capital Corp.	USD325,000	3.75%	1/9/2047	290,063	0.00%
Government National Mortgage Association	USD269,722	5.00%	20/6/2040	289,988	0.00%
Union Pacific Corp.	USD300,000	3.25%	15/1/2025	289,980	0.00%
Federal National Mortgage Association	USD300,000	2.98%	25/8/2029	289,293	0.00%
Charles Schwab Corp.	USD300,000	3.20%	2/3/2027	289,144	0.00%
Federal Home Loan Mortgage Corp.	USD288,605	3.00%	1/5/2027	289,131	0.00%
Federal National Mortgage Association	USD269,361	5.50%	1/9/2041	288,901	0.00%
Caterpillar Financial Services Corp.	USD300,000	1.70%	9/8/2021	288,717	0.00%

Bank of America NA	USD250,000	6.00%	15/10/2036	288,616	0.00%
Travelers Cos, Inc.	USD300,000	4.00%	30/5/2047	288,605	0.00%
Sands China Ltd.	USD300,000	5.40%	8/8/2028	288,375	0.00%
Federal National Mortgage Association	USD278,393	4.50%	1/5/2048	288,215	0.00%
Comcast Corp.	USD321,000	4.05%	1/11/2052	288,214	0.00%
Federal National Mortgage Association	USD301,469	2.00%	1/11/2031	288,187	0.00%
JPMorgan Chase & Co.	USD300,000	2.70%	18/5/2023	288,181	0.00%
Santander Holdings USA, Inc.	USD300,000	3.40%	18/1/2023	288,055	0.00%
General Mills, Inc.	USD300,000	2.60%	12/10/2022	287,974	0.00%
Celgene Corp.	USD300,000	2.75%	15/2/2023	287,233	0.00%
Federal National Mortgage Association	USD284,246	3.50%	1/10/2035	287,174	0.00%
Laboratory Corp. of America Holdings	USD300,000	3.60%	1/2/2025	287,067	0.00%
Best Buy Co., Inc.	USD300,000	4.45%	1/10/2028	287,015	0.00%
Federal National Mortgage Association	USD282,603	3.50%	1/10/2026	286,996	0.00%
Dow Chemical Co.	USD200,000	9.40%	15/5/2039	286,799	0.00%
Walgreens Boots Alliance, Inc.	USD300,000	4.50%	18/11/2034	286,733	0.00%
ONEOK, Inc.	USD300,000	4.00%	13/7/2027	286,682	0.00%
Federal Home Loan Mortgage Corp.	USD275,000	3.70%	25/5/2025	286,555	0.00%
Federal Home Loan Mortgage Corp.	USD282,840	3.50%	1/10/2025	286,332	0.00%
VMware, Inc.	USD300,000	2.95%	21/8/2022	286,328	0.00%
Bristol-Myers Squibb Co.	USD325,000	3.25%	1/8/2042	286,023	0.00%
Kraft Heinz Foods Co.	USD250,000	6.88%	26/1/2039	286,018	0.00%
Citigroup, Inc.	USD300,000	3.30%	27/4/2025	285,986	0.00%
Comcast Corp.	USD288,000	3.13%	15/7/2022	285,781	0.00%
QUALCOMM, Inc.	USD300,000	4.80%	20/5/2045	285,722	0.00%
Anheuser-Busch InBev Finance, Inc.	USD300,000	2.63%	17/1/2023	285,423	0.00%

	元本	利率	償還日	公正価格 (米ドル)	純資産総額 比率
BANK 2018-BNK13	USD275,000	4.22%	15/8/2061	285,362	0.00%
Benchmark 2018-B8 Mortgage Trust^	USD275,000	4.53%	15/1/2052	285,356	0.00%
Oncor Electric Delivery Co. LLC	USD250,000	5.25%	30/9/2040	285,199	0.00%
City of San Francisco CA Public Utilities Commission Water Revenue	USD200,000	6.95%	1/11/2050	285,162	0.00%
Motorola Solutions, Inc.	USD300,000	4.60%	23/2/2028	285,009	0.00%
Federal Home Loan Mortgage Corp.^	USD300,000	3.12%	25/10/2031	284,914	0.00%
Federal National Mortgage Association	USD278,118	4.00%	1/10/2044	284,855	0.00%
Apple, Inc.	USD300,000	3.85%	4/5/2043	284,793	0.00%
Flowserve Corp.	EUR250,000	1.25%	17/3/2022	284,546	0.00%
JPMDB Commercial Mortgage Securities Trust 2018	USD275,000	4.21%	15/6/2051	284,504	0.00%
Bay Area Toll Authority	USD200,000	7.04%	1/4/2050	284,158	0.00%
Interpublic Group of Cos, Inc.	USD300,000	5.40%	1/10/2048	284,119	0.00%
Spirit AeroSystems, Inc.	USD300,000	4.60%	15/6/2028	284,117	0.00%
Federal National Mortgage Association	USD297,572	2.50%	1/12/2036	284,082	0.00%
Citigroup, Inc.	USD257,000	6.13%	25/8/2036	283,984	0.00%
Metropolitan Transportation Authority	USD200,000	7.34%	15/11/2039	283,906	0.00%
Northrop Grumman Corp.	USD300,000	2.93%	15/1/2025	283,620	0.00%
Government National Mortgage Association	USD284,102	3.00%	20/7/2030	283,614	0.00%
Federal National Mortgage Association	USD286,852	3.00%	1/11/2032	283,376	0.00%

Federal National Mortgage Association	USD277,221	4.00%	1/12/2042	283,338	0.00%
Federal Home Loan Mortgage Corp.	USD284,311	3.00%	1/3/2031	283,298	0.00%
Federal National Mortgage Association	USD290,246	3.00%	1/9/2046	283,128	0.00%
CBS Corp.	USD300,000	2.50%	15/2/2023	283,092	0.00%
Gilead Sciences, Inc.	USD275,000	4.50%	1/4/2021	282,617	0.00%
MPLX LP	USD300,000	4.00%	15/3/2028	282,174	0.00%
BENCHMARK 2018-B3 Mortgage Trust	USD275,000	4.03%	10/4/2051	281,935	0.00%
Federal Home Loan Mortgage Corp.^	USD275,000	3.60%	25/2/2025	281,875	0.00%
Thermo Fisher Scientific, Inc.	EUR242,000	2.88%	24/7/2037	281,793	0.00%
Government National Mortgage Association	USD272,005	5.00%	15/4/2039	281,693	0.00%
Federal Home Loan Mortgage Corp.	USD275,000	3.60%	25/1/2028	281,658	0.00%
Federal Home Loan Mortgage Corp.	USD269,616	4.50%	1/9/2040	281,637	0.00%
Kinder Morgan Energy Partners LP	USD250,000	6.95%	15/1/2038	281,597	0.00%
Federal Home Loan Mortgage Corp.	USD270,530	4.50%	1/4/2044	281,556	0.00%
Prudential Financial, Inc.^	USD300,000	5.20%	15/3/2044	281,250	0.00%
Federal National Mortgage Association	USD286,102	3.00%	1/8/2043	281,124	0.00%
HSBC Bank USA NA	USD250,000	5.88%	1/11/2034	281,105	0.00%
State Board of Administration Finance Corp.	USD280,000	3.00%	1/7/2020	280,367	0.00%
Federal National Mortgage Association	USD284,824	3.00%	1/1/2043	279,864	0.00%
Federal Farm Credit Banks	USD275,000	3.05%	15/11/2021	278,936	0.00%
Nordstrom, Inc.	USD250,000	6.95%	15/3/2028	278,624	0.00%
Wells Fargo Commercial Mortgage Trust 2017^	USD286,000	3.67%	15/7/2050	278,504	0.00%
Federal Home Loan Mortgage Corp.	USD283,533	3.00%	1/1/2043	278,468	0.00%
AmerisourceBergen Corp.	USD325,000	4.25%	1/3/2045	278,467	0.00%
Wells Fargo & Co.	USD300,000	4.40%	14/6/2046	278,453	0.00%
Enterprise Products Operating LLC	USD250,000	6.13%	15/10/2039	278,437	0.00%
Maxim Integrated Products, Inc.	USD300,000	3.45%	15/6/2027	278,336	0.00%
Federal Home Loan Mortgage Corp.	USD277,990	3.50%	1/4/2046	278,238	0.00%
South Carolina Electric & Gas Co.	USD300,000	4.50%	1/6/2064	278,173	0.00%
3M Co.	USD300,000	3.63%	15/10/2047	278,116	0.00%
Federal National Mortgage Association	USD272,477	4.00%	1/5/2046	278,075	0.00%
Federal National Mortgage Association	USD290,613	2.00%	1/11/2027	277,849	0.00%
Amgen, Inc.	GBP200,000	4.00%	13/9/2029	277,828	0.00%
Dominion Energy, Inc.	USD275,000	4.25%	1/6/2028	277,629	0.00%
JPMorgan Chase & Co.	USD250,000	5.50%	15/10/2040	277,525	0.00%
Marathon Oil Corp.	USD250,000	6.60%	1/10/2037	277,496	0.00%
Federal National Mortgage Association	USD283,504	3.00%	1/11/2046	277,378	0.00%
Federal National Mortgage Association	USD271,036	4.00%	1/6/2044	277,184	0.00%
Federal Home Loan Mortgage Corp.	USD271,647	3.87%	25/4/2021	277,113	0.00%
Federal Home Loan Mortgage Corp.	USD277,899	3.00%	1/10/2032	276,969	0.00%
3M Co.	USD300,000	2.25%	19/9/2026	276,841	0.00%
Sherwin-Williams Co.	USD300,000	3.45%	1/6/2027	276,824	0.00%
Ford Motor Credit Co. LLC	USD300,000	2.98%	3/8/2022	276,773	0.00%
Thermo Fisher Scientific, Inc.	USD300,000	3.20%	15/8/2027	276,724	0.00%
Federal National Mortgage Association	USD274,733	3.50%	1/10/2042	276,592	0.00%
Honeywell International, Inc.	EUR240,000	0.65%	21/2/2020	276,359	0.00%
ONEOK Partners LP	USD250,000	6.65%	1/10/2036	276,243	0.00%
Federal National Mortgage Association	USD274,162	3.50%	1/7/2042	276,023	0.00%

	元本	利率	償還日	公正価格 (米ドル)	純資産総額 比率
BlackRock, Inc.	USD275,000	3.38%	1/6/2022	275,839	0.00%
Federal National Mortgage Association	USD274,949	3.50%	1/10/2044	275,746	0.00%
Valero Energy Corp.	USD225,000	7.50%	15/4/2032	275,735	0.00%
Capital One NA	USD280,000	2.95%	23/7/2021	275,680	0.00%
Discover Bank	USD300,000	3.45%	27/7/2026	275,670	0.00%
Federal Home Loan Mortgage Corp.	USD263,879	4.50%	1/5/2041	275,652	0.00%
Government National Mortgage Association	USD263,739	4.50%	20/2/2044	275,547	0.00%
O'Reilly Automotive, Inc.	USD275,000	3.85%	15/6/2023	275,466	0.00%
Welltower, Inc.	GBP200,000	4.50%	1/12/2034	275,145	0.00%
CNH Industrial Capital LLC	USD275,000	4.38%	5/4/2022	275,000	0.00%
Entergy Louisiana LLC	USD300,000	2.40%	1/10/2026	274,968	0.00%
Archer-Daniels-Midland Co.	USD300,000	2.50%	11/8/2026	274,892	0.00%
City of Chicago IL	USD250,000	7.38%	1/1/2033	274,887	0.00%
Discover Card Execution Note Trust	USD275,000	3.03%	15/8/2025	274,825	0.00%
Thermo Fisher Scientific, Inc.	USD275,000	3.60%	15/8/2021	274,726	0.00%
Capital One Financial Corp.	USD300,000	3.75%	28/7/2026	274,688	0.00%
L3 Technologies, Inc.	USD275,000	3.85%	15/6/2023	274,686	0.00%
Federal National Mortgage Association	USD200,000	7.13%	15/1/2030	274,615	0.00%
State of Connecticut	USD240,000	5.85%	15/3/2032	274,584	0.00%
International Paper Co.	USD300,000	4.80%	15/6/2044	274,541	0.00%
BANK 2017-BN10	USD275,000	3.69%	15/2/2061	274,519	0.00%
Municipal Electric Authority of Georgia	USD250,000	6.66%	1/4/2057	274,390	0.00%
Ford Credit Floorplan Master Owner Trust A	USD275,000	2.95%	15/5/2023	274,233	0.00%
San Diego Gas & Electric Co.	USD300,000	3.75%	1/6/2047	273,957	0.00%
Federal Home Loan Mortgage Corp.^	USD275,000	3.19%	25/9/2027	273,713	0.00%
Phillips 66	USD250,000	5.88%	1/5/2042	273,676	0.00%
JPMorgan Chase & Co.^	USD300,000	3.88%	24/7/2038	273,394	0.00%
FMR LLC	USD250,000	4.95%	1/2/2033	273,087	0.00%
Federal National Mortgage Association	USD279,462	3.00%	1/1/2043	273,044	0.00%
General Electric Co.	USD272,000	4.65%	17/10/2021	272,977	0.00%
Conagra Brands, Inc.	USD275,000	4.30%	1/5/2024	272,852	0.00%
Magellan Midstream Partners LP	USD300,000	4.20%	3/10/2047	272,696	0.00%
Comcast Corp.	USD245,000	5.65%	15/6/2035	272,621	0.00%
Consumers Energy Co.	USD275,000	4.05%	15/5/2048	272,614	0.00%
Government National Mortgage Association	USD264,191	4.00%	20/6/2044	272,531	0.00%
Apple, Inc.	USD275,000	1.90%	7/2/2020	272,377	0.00%
AT&T, Inc.	USD275,000	3.80%	1/3/2024	271,843	0.00%
JPMorgan Chase & Co.	USD275,000	2.55%	29/10/2020	271,823	0.00%
Iraq Government AID Bond	USD275,000	2.15%	18/1/2022	271,649	0.00%
Starbucks Corp.	USD275,000	4.00%	15/11/2028	271,327	0.00%
Ford Motor Co.	USD350,000	4.75%	15/1/2043	271,188	0.00%
NBCUniversal Media LLC	USD225,000	6.40%	30/4/2040	270,979	0.00%
Metropolitan Water Reclamation District of Greater Chicago	USD225,000	5.72%	1/12/2038	270,475	0.00%
Federal National Mortgage Association	USD261,236	4.50%	1/4/2046	270,472	0.00%
Cigna Corp.	USD275,000	4.80%	15/8/2038	270,162	0.00%
Viacom, Inc.	USD275,000	5.85%	1/9/2043	270,151	0.00%

CGMS Commercial Mortgage Trust 2017	USD275,000	3.46%	15/8/2050	270,135	0.00%
American Express Credit Account Master Trust	USD275,000	2.35%	15/5/2025	269,974	0.00%
Port Authority of New York & New Jersey	USD250,000	5.31%	1/8/2046	269,908	0.00%
Wyeth LLC	USD225,000	5.95%	1/4/2037	269,880	0.00%
General Mills, Inc.	USD275,000	4.20%	17/4/2028	269,677	0.00%
BANK 2017-BKN7	USD275,000	3.44%	15/9/2060	269,618	0.00%
Home Depot, Inc.	USD300,000	2.13%	15/9/2026	269,599	0.00%
Federal National Mortgage Association	USD260,327	4.50%	1/7/2047	269,505	0.00%
United Technologies Corp.	USD270,000	3.35%	16/8/2021	269,061	0.00%
Agilent Technologies, Inc.	USD275,000	3.20%	1/10/2022	268,738	0.00%
Aetna, Inc.	USD225,000	6.75%	15/12/2037	268,722	0.00%
Massachusetts Institute of Technology	USD250,000	4.68%	1/7/2114	268,489	0.00%
Federal National Mortgage Association	USD273,189	3.00%	1/9/2042	268,430	0.00%
CenterPoint Energy Houston Electric LLC	USD275,000	3.95%	1/3/2048	268,427	0.00%
Dominion Energy, Inc.	USD250,000	5.25%	1/8/2033	268,325	0.00%
Federal Home Loan Mortgage Corp.	USD265,883	3.50%	1/10/2034	268,298	0.00%
Trustees of the University of Pennsylvania	USD250,000	4.67%	1/9/2112	268,225	0.00%
Altria Group, Inc.	USD350,000	3.88%	16/9/2046	268,192	0.00%
Invesco Finance plc	USD250,000	5.38%	30/11/2043	268,060	0.00%
Federal Home Loan Mortgage Corp.	USD272,544	3.00%	1/1/2043	267,976	0.00%
Wachovia Corp.	USD250,000	5.50%	1/8/2035	267,842	0.00%
Kraft Heinz Foods Co.	GBP200,000	4.13%	1/7/2027	267,687	0.00%

	元本	利率	償還日	公正価格 (米ドル)	純資産総額 比率
Federal National Mortgage Association	USD258,203	4.50%	1/11/2047	267,527	0.00%
Piedmont Operating Partnership LP	USD275,000	3.40%	1/6/2023	267,321	0.00%
MetLife, Inc.	USD262,000	4.72%	15/12/2044	267,038	0.00%
Texas Eastern Transmission LP	USD285,000	3.50%	15/1/2028	266,938	0.00%
Government National Mortgage Association	USD259,405	4.00%	20/9/2046	266,861	0.00%
Kinder Morgan Energy Partners LP	USD250,000	6.38%	1/3/2041	266,778	0.00%
SC Johnson & Son, Inc.	USD250,000	4.75%	15/10/2046	266,702	0.00%
Dominion Energy, Inc.	USD275,000	2.75%	15/1/2022	266,509	0.00%
FirstEnergy Corp.	USD275,000	3.90%	15/7/2027	266,330	0.00%
Federal National Mortgage Association	USD269,417	2.50%	1/10/2027	266,320	0.00%
United Airlines 2014-2 Class A Pass Through Trust	USD269,536	3.75%	3/9/2026	266,258	0.00%
Athene Global Funding	USD265,000	4.00%	25/1/2022	266,225	0.00%
Government National Mortgage Association	USD263,303	3.50%	20/1/2046	266,200	0.00%
Federal National Mortgage Association	USD250,917	5.00%	1/9/2033	266,196	0.00%
Kroger Co.	USD300,000	2.65%	15/10/2026	266,144	0.00%
State of Illinois	USD250,000	6.63%	1/2/2035	265,835	0.00%
Wells Fargo Commercial Mortgage Trust 2015	USD270,000	3.18%	15/4/2050	265,680	0.00%
Federal Home Loan Mortgage Corp.	USD267,659	3.00%	1/12/2035	265,286	0.00%
Marathon Petroleum Corp.	USD300,000	4.75%	15/9/2044	264,994	0.00%
Baker Hughes a GE Co. LLC/Baker Hughes Co.-Obligor, Inc.	USD275,000	2.77%	15/12/2022	264,571	0.00%
Government National Mortgage Association	USD256,894	4.00%	15/10/2040	264,536	0.00%
Federal Home Loan Mortgage Corp.	USD268,932	3.00%	1/9/2042	264,124	0.00%

Federal National Mortgage Association	USD264,522	3.00%	1/6/2030	264,067	0.00%
Federal National Mortgage Association	USD243,869	6.00%	1/5/2041	263,746	0.00%
Federal Home Loan Mortgage Corp.	USD247,726	5.00%	1/3/2040	263,676	0.00%
Amgen, Inc.	USD290,000	2.60%	19/8/2026	263,600	0.00%
Federal National Mortgage Association	USD248,963	5.00%	1/7/2040	263,331	0.00%
Becton Dickinson & Co.	USD275,000	3.36%	6/6/2024	263,185	0.00%
United Airlines 2016-2 Class AA Pass Through Trust	USD284,141	2.88%	7/10/2028	263,108	0.00%
Exelon Generation Co. LLC	USD250,000	6.25%	1/10/2039	262,798	0.00%
Federal Home Loan Mortgage Corp.	USD255,950	4.00%	1/2/2045	262,506	0.00%
Reynolds American, Inc.	USD275,000	4.45%	12/6/2025	262,433	0.00%
Exelon Corp.	USD275,000	4.45%	15/4/2046	262,405	0.00%
Federal National Mortgage Association	USD254,985	4.00%	1/11/2040	262,231	0.00%
San Diego County Water Authority Financing Corp.	USD200,000	6.14%	1/5/2049	262,176	0.00%
General Electric Co.	GBP200,000	5.38%	18/12/2040	262,161	0.00%
State of California	USD250,000	4.50%	1/4/2033	261,710	0.00%
Brighthouse Financial, Inc.	USD350,000	4.70%	22/6/2047	261,665	0.00%
QVC, Inc.	USD300,000	5.45%	15/8/2034	261,617	0.00%
George Washington University	USD250,000	4.30%	15/9/2044	261,515	0.00%
Federal National Mortgage Association	USD255,276	4.00%	1/10/2045	261,457	0.00%
Federal Home Loan Mortgage Corp.	USD249,810	4.50%	1/11/2039	261,110	0.00%
Federal National Mortgage Association	USD261,407	3.00%	1/10/2030	260,958	0.00%
Federal National Mortgage Association	USD252,633	4.00%	1/1/2032	260,855	0.00%
Magellan Midstream Partners LP	USD250,000	5.00%	1/3/2026	260,580	0.00%
Crown Castle International Corp.	USD275,000	3.70%	15/6/2026	260,264	0.00%
Fidelity National Information Services, Inc.	USD264,000	3.50%	15/4/2023	260,088	0.00%
Federal National Mortgage Association	USD266,167	3.00%	1/12/2042	259,970	0.00%
Kimberly-Clark Corp.	USD300,000	3.20%	30/7/2046	259,956	0.00%
Federal National Mortgage Association	USD266,472	3.00%	1/1/2043	259,942	0.00%
BANK 2018-BNK14	USD250,000	4.13%	15/9/2060	259,905	0.00%
Target Corp.	USD275,000	4.00%	1/7/2042	259,830	0.00%
BENCHMARK 2018-B6 Mortgage Trust	USD250,000	4.20%	10/10/2051	259,717	0.00%
Federal National Mortgage Association	USD248,445	4.50%	1/2/2040	259,655	0.00%
Capital One Financial Corp.	USD275,000	3.30%	30/10/2024	259,557	0.00%
American International Group, Inc.	USD250,000	4.88%	1/6/2022	259,505	0.00%
Federal National Mortgage Association	USD263,857	3.00%	1/10/2042	259,262	0.00%
Federal National Mortgage Association	USD259,071	3.50%	1/7/2045	259,259	0.00%
Morgan Stanley	USD275,000	4.30%	27/1/2045	259,058	0.00%
CSAIL 2018-CX12 Commercial Mortgage Trust	USD250,000	4.22%	15/8/2051	258,962	0.00%
JPMBB Commercial Mortgage Securities Trust 2013	USD250,000	4.20%	15/1/2047	258,895	0.00%
Home Depot, Inc.	USD250,000	4.50%	6/12/2048	258,758	0.00%
Massachusetts Institute of Technology	USD200,000	5.60%	1/7/2111	258,652	0.00%
Federal National Mortgage Association	USD269,586	2.50%	1/2/2033	258,642	0.00%
CVS Health Corp.	USD266,000	3.88%	20/7/2025	258,185	0.00%
United Technologies Corp.	USD225,000	6.13%	15/7/2038	258,047	0.00%
Nuveen LLC	USD250,000	4.00%	1/11/2028	257,913	0.00%
Federal National Mortgage Association	USD250,858	4.00%	1/12/2040	257,715	0.00%

	元本	利率	償還日	公正価格 (米ドル)	純資産総額 比率
Federal National Mortgage Association	USD255,888	3.50%	1/1/2044	257,621	0.00%
Federal National Mortgage Association	USD254,945	3.76%	25/4/2021	257,581	0.00%
Commonwealth Edison Co.	USD275,000	2.55%	15/6/2026	257,374	0.00%
Bank of America Corp.	GBP150,000	7.00%	31/7/2028	257,289	0.00%
Federal National Mortgage Association	USD257,022	3.50%	1/1/2043	257,052	0.00%
Pacific LifeCorp	USD250,000	5.13%	30/1/2043	257,042	0.00%
State Street Corp.^	USD250,000	4.14%	3/12/2029	256,900	0.00%
Caterpillar Financial Services Corp.	USD256,000	3.15%	7/9/2021	256,718	0.00%
Enterprise Products Operating LLC	USD280,000	4.45%	15/2/2043	256,680	0.00%
Packaging Corp. of America	USD250,000	3.90%	15/6/2022	256,182	0.00%
Penske Truck Leasing Co. LP/PTL Finance Corp.	USD275,000	3.40%	15/11/2026	256,070	0.00%
Federal National Mortgage Association	USD250,654	4.00%	1/10/2045	255,955	0.00%
Conagra Brands, Inc.	USD200,000	8.25%	15/9/2030	255,877	0.00%
Federal Home Loan Mortgage Corp.	USD234,966	6.00%	1/5/2037	255,493	0.00%
Federal Home Loan Mortgage Corp.	USD250,000	3.30%	25/7/2024	255,487	0.00%
Federal Home Loan Mortgage Corp.^	USD250,000	3.32%	25/2/2023	255,445	0.00%
Home Depot, Inc.	USD250,000	3.90%	6/12/2028	255,243	0.00%
Westar Energy, Inc.	USD275,000	2.55%	1/7/2026	255,047	0.00%
Federal Home Loan Mortgage Corp.^	USD250,000	3.25%	25/4/2023	254,755	0.00%
Harris Corp.	USD250,000	4.85%	27/4/2035	254,598	0.00%
Comcast Corp.	USD275,000	3.90%	1/3/2038	254,569	0.00%
Federal Home Loan Mortgage Corp.	USD256,819	3.00%	1/9/2035	254,544	0.00%
Government National Mortgage Association	USD258,104	3.00%	15/7/2043	254,540	0.00%
Interstate Power & Light Co.	USD250,000	4.10%	26/9/2028	254,492	0.00%
Macy's Retail Holdings, Inc.	USD275,000	2.88%	15/2/2023	254,382	0.00%
Discovery Communications LLC	USD275,000	5.20%	20/9/2047	254,168	0.00%
Johnson & Johnson	USD250,000	3.38%	5/12/2023	254,167	0.00%
Government National Mortgage Association	USD243,192	4.50%	20/4/2044	254,083	0.00%
Federal National Mortgage Association	USD248,034	4.00%	1/3/2044	254,053	0.00%
Federal National Mortgage Association	USD248,839	4.00%	1/1/2046	253,958	0.00%
Federal Home Loan Mortgage Corp.	USD247,951	4.00%	1/12/2033	253,953	0.00%
Enterprise Products Operating LLC	USD250,000	4.05%	15/2/2022	253,887	0.00%
Time Warner Cable LLC	USD250,000	5.00%	1/2/2020	253,422	0.00%
JPMBB Commercial Mortgage Securities Trust 2013	USD250,000	3.66%	15/7/2045	253,413	0.00%
Verisk Analytics, Inc.	USD250,000	5.50%	15/6/2045	253,359	0.00%
Santander Holdings USA, Inc.	USD250,000	4.45%	3/12/2021	253,206	0.00%
Federal Home Loan Mortgage Corp.	USD247,202	4.00%	1/4/2044	253,196	0.00%
Federal National Mortgage Association	USD247,939	4.00%	1/12/2045	253,100	0.00%
Federal National Mortgage Association	USD253,513	3.00%	1/12/2030	253,077	0.00%
American Express Co.	USD250,000	3.70%	5/11/2021	253,026	0.00%
Baker Hughes a GE Co. LLC/Baker Hughes Co.-Obligor, Inc.	USD275,000	3.34%	15/12/2027	253,026	0.00%
Starbucks Corp.	USD250,000	3.85%	1/10/2023	252,935	0.00%
Florida Power & Light Co.	USD250,000	4.13%	1/2/2042	252,756	0.00%
Federal National Mortgage Association	USD238,372	5.00%	1/7/2035	252,744	0.00%
UnitedHealth Group, Inc.	USD250,000	3.75%	15/7/2025	252,497	0.00%

Spectra Energy Partners LP	USD275,000	4.50%	15/3/2045	252,360	0.00%
Government National Mortgage Association	USD255,710	2.50%	20/2/2028	252,220	0.00%
JM Smucker Co.	USD275,000	4.25%	15/3/2035	252,160	0.00%
Federal Home Loan Mortgage Corp.	USD262,271	2.50%	1/3/2037	252,133	0.00%
Federal Home Loan Mortgage Corp.	USD241,253	4.50%	1/5/2041	251,992	0.00%
KeyBank NA	USD250,000	3.35%	15/6/2021	251,892	0.00%
Ford Credit Floorplan Master Owner Trust A	USD250,000	3.17%	15/3/2025	251,796	0.00%
Government National Mortgage Association	USD254,174	3.00%	20/2/2045	251,761	0.00%
MetLife, Inc.	USD200,000	9.25%	8/4/2038	251,750	0.00%
Federal Home Loan Mortgage Corp.	USD250,000	3.75%	25/4/2033	251,743	0.00%
Schlumberger Investment SA	USD250,000	3.65%	1/12/2023	251,539	0.00%
Burlington Northern Santa Fe LLC	USD250,000	3.65%	1/9/2025	251,522	0.00%
Huntington Bancshares Inc	USD250,000	4.00%	15/5/2025	251,474	0.00%
Walmart, Inc.	USD210,000	5.63%	1/4/2040	251,317	0.00%
Federal Home Loan Mortgage Corp.	USD233,714	5.50%	1/6/2035	251,314	0.00%
VF Corp.	USD200,000	6.45%	1/11/2037	251,266	0.00%
Archer-Daniels-Midland Co.	USD250,000	3.38%	15/3/2022	251,265	0.00%
Digital Realty Trust LP	USD250,000	3.95%	1/7/2022	251,152	0.00%
Citigroup, Inc. ^	USD250,000	4.04%	1/6/2024	251,110	0.00%
Mosaic Co.	USD250,000	4.25%	15/11/2023	251,105	0.00%
JPMDB Commercial Mortgage Securities Trust 2017	USD250,000	3.69%	15/3/2050	251,023	0.00%
21st Century Fox America, Inc.	USD200,000	6.40%	15/12/2035	250,710	0.00%
Federal Home Loan Mortgage Corp.	USD250,534	3.50%	1/7/2043	250,640	0.00%

	元本	利率	償還日	公正価格 (米ドル)	純資産総額 比率
Citizens Bank NA	USD250,000	3.70%	29/3/2023	250,548	0.00%
Morgan Stanley Bank of America Merrill Lynch Trust 2014	USD250,000	3.53%	15/12/2047	250,515	0.00%
Verisk Analytics, Inc.	USD250,000	4.00%	15/6/2025	250,476	0.00%
General Dynamics Corp.	USD250,000	3.50%	15/5/2025	250,475	0.00%
Devon Energy Corp.	USD210,000	7.95%	15/4/2032	250,395	0.00%
Federal Home Loan Mortgage Corp.	USD250,000	3.37%	25/7/2025	250,347	0.00%
Discover Bank	USD250,000	4.20%	8/8/2023	250,274	0.00%
Pfizer, Inc.	USD250,000	3.60%	15/9/2028	250,274	0.00%
Virginia Electric & Power Co.	USD250,000	3.80%	1/4/2028	250,260	0.00%
Lazard Group LLC	USD250,000	4.50%	19/9/2028	250,228	0.00%
Columbia Pipeline Group, Inc.	USD250,000	4.50%	1/6/2025	250,184	0.00%
US Bank NA	USD250,000	3.05%	24/7/2020	250,162	0.00%
Walmart, Inc.	USD250,000	2.85%	23/6/2020	250,142	0.00%
Citibank NA	USD250,000	3.40%	23/7/2021	250,016	0.00%
Goldman Sachs Bank USA	USD250,000	3.20%	5/6/2020	249,974	0.00%
Associated Bank NA	USD250,000	3.50%	13/8/2021	249,890	0.00%
Fiserv, Inc.	USD250,000	3.80%	1/10/2023	249,796	0.00%
Huntington National Bank	USD250,000	3.25%	14/5/2021	249,730	0.00%
KeyBank NA	USD250,000	3.38%	7/3/2023	249,724	0.00%
Charter Communications Operating LLC/ Charter Communications Operating Capital	USD250,000	4.50%	1/2/2024	249,564	0.00%
Realty Income Corp.	USD250,000	3.88%	15/4/2025	249,561	0.00%

Citibank NA	USD250,000	3.05%	1/5/2020	249,553	0.00%
Huntington National Bank	USD250,000	3.55%	6/10/2023	249,310	0.00%
American International Group, Inc.	USD250,000	4.13%	15/2/2024	249,295	0.00%
Federal Home Loan Mortgage Corp.	USD243,423	4.00%	1/6/2042	249,289	0.00%
Southern Power Co.	USD250,000	5.15%	15/9/2041	249,289	0.00%
Fiserv, Inc.	USD250,000	4.20%	1/10/2028	249,272	0.00%
Federal Home Loan Mortgage Corp.	USD239,269	4.50%	1/9/2044	249,265	0.00%
Regions Bank^	USD250,000	3.37%	13/8/2021	249,053	0.00%
Florida Power & Light Co.	USD250,000	3.25%	1/6/2024	249,039	0.00%
Cox Communications, Inc.	USD275,000	4.60%	15/8/2047	249,010	0.00%
Federal Home Loan Mortgage Corp.	USD254,680	3.00%	1/11/2046	248,786	0.00%
PPL Capital Funding, Inc.	USD250,000	3.95%	15/3/2024	248,620	0.00%
Intel Corp.	USD250,000	2.45%	29/7/2020	248,508	0.00%
Branch Banking & Trust Co.	USD250,000	3.80%	30/10/2026	248,192	0.00%
Morgan Stanley	USD250,000	2.80%	16/6/2020	248,181	0.00%
Verizon Communications, Inc.	USD250,000	3.00%	1/11/2021	248,124	0.00%
Federal National Mortgage Association	USD231,294	5.50%	1/5/2036	248,088	0.00%
Parker-Hannifin Corp.	USD250,000	3.30%	21/11/2024	248,041	0.00%
Huntington National Bank	USD250,000	2.38%	10/3/2020	247,881	0.00%
General Motors Financial Co., Inc.	USD250,000	3.70%	24/11/2020	247,879	0.00%
Amgen, Inc.	USD258,000	4.56%	15/6/2048	247,867	0.00%
Merck & Co., Inc.	USD250,000	1.85%	10/2/2020	247,731	0.00%
Citigroup, Inc.	USD250,000	2.40%	18/2/2020	247,703	0.00%
Federal Home Loan Mortgage Corp.	USD242,636	4.00%	1/4/2045	247,568	0.00%
American Express Credit Corp.	USD250,000	2.20%	3/3/2020	247,326	0.00%
Federal Home Loan Mortgage Corp.	USD245,911	3.50%	1/3/2045	247,311	0.00%
Federal National Mortgage Association	USD240,396	4.00%	1/6/2034	247,251	0.00%
21st Century Fox America, Inc.	USD250,000	3.00%	15/9/2022	247,248	0.00%
KeyBank NA	USD250,000	2.25%	16/3/2020	247,196	0.00%
Kraft Heinz Foods Co.	USD250,000	4.63%	30/1/2029	247,192	0.00%
Precision Castparts Corp.	USD250,000	2.25%	15/6/2020	247,113	0.00%
Government National Mortgage Association	USD240,316	4.00%	15/10/2041	247,085	0.00%
Apple, Inc.	USD250,000	1.80%	11/5/2020	247,022	0.00%
Philip Morris International, Inc.	USD250,000	2.00%	21/2/2020	246,957	0.00%
PNC Bank NA	USD250,000	2.30%	1/6/2020	246,861	0.00%
University of California	USD250,000	3.06%	1/7/2025	246,733	0.00%
Santander Holdings USA, Inc.	USD250,000	2.65%	17/4/2020	246,687	0.00%
Costco Wholesale Corp.	USD250,000	1.75%	15/2/2020	246,671	0.00%
Ingersoll-Rand Luxembourg Finance SA	USD250,000	2.63%	1/5/2020	246,638	0.00%
Stryker Corp.	USD250,000	2.63%	15/3/2021	246,602	0.00%
Home Depot, Inc.	USD250,000	2.63%	1/6/2022	246,517	0.00%
QUALCOMM, Inc.	USD250,000	2.25%	20/5/2020	246,515	0.00%
PNC Bank NA	USD250,000	2.45%	5/11/2020	246,512	0.00%
Toyota Auto Receivables 2017-D Owner Trust	USD250,000	1.93%	18/1/2022	246,431	0.00%
Amphenol Corp.	USD250,000	2.20%	1/4/2020	246,369	0.00%
Kinder Morgan, Inc.	USD250,000	5.30%	1/12/2034	246,009	0.00%

	元本	利率	償還日	公正価格 (米ドル)	純資産総額 比率
PNC Bank NA	USD250,000	2.00%	19/5/2020	245,996	0.00%

Federal Home Loan Mortgage Corp.	USD235,317	4.50%	1/10/2039	245,962	0.00%
Federal National Mortgage Association	USD241,023	4.00%	1/1/2047	245,789	0.00%
Illinois Tool Works, Inc.	EUR200,000	2.13%	22/5/2030	245,789	0.00%
JPMorgan Chase & Co.	USD250,000	4.25%	1/10/2027	245,729	0.00%
Fifth Third Bank	USD250,000	3.85%	15/3/2026	245,704	0.00%
Williams Cos, Inc.	USD250,000	3.60%	15/3/2022	245,484	0.00%
Wells Fargo Commercial Mortgage Trust 2017	USD250,000	3.47%	15/11/2050	245,438	0.00%
US Bank NA	USD250,000	2.05%	23/10/2020	245,350	0.00%
US Treasury Bond	USD200,000	4.38%	15/2/2038	245,344	0.00%
CSAIL 2017-CX9 Commercial Mortgage Trust	USD250,000	3.45%	15/9/2050	245,310	0.00%
Northrop Grumman Corp.	USD250,000	2.08%	15/10/2020	245,179	0.00%
Tyco Electronics Group SA	USD250,000	3.70%	15/2/2026	245,144	0.00%
Manufacturers & Traders Trust Co.	USD250,000	2.05%	17/8/2020	245,113	0.00%
US Bank NA	USD250,000	2.85%	23/1/2023	244,897	0.00%
Federal Home Loan Mortgage Corp.^	USD240,000	3.31%	25/5/2023	244,884	0.00%
Citizens Bank NA	USD250,000	2.25%	30/10/2020	244,878	0.00%
Concho Resources, Inc.	USD250,000	4.30%	15/8/2028	244,687	0.00%
National Rural Utilities Cooperative Finance Corp.	USD250,000	2.70%	15/2/2023	244,569	0.00%
KeyBank NA	USD250,000	3.30%	1/6/2025	244,508	0.00%
VMware, Inc.	USD275,000	3.90%	21/8/2027	244,437	0.00%
Federal Home Loan Mortgage Corp.^	USD240,000	3.30%	25/4/2023	244,406	0.00%
PacifiCorp	USD200,000	6.00%	15/1/2039	244,406	0.00%
Leggett & Platt, Inc.	USD250,000	3.80%	15/11/2024	244,358	0.00%
Waste Management, Inc.	USD250,000	4.10%	1/3/2045	244,344	0.00%
Morgan Stanley	USD250,000	3.13%	23/1/2023	244,328	0.00%
Federal National Mortgage Association	USD242,269	3.50%	1/3/2042	244,246	0.00%
AIG Global Funding	USD250,000	2.70%	15/12/2021	244,101	0.00%
Nestle Holdings, Inc.	USD250,000	3.90%	24/9/2038	244,063	0.00%
Timken Co.	USD250,000	3.88%	1/9/2024	243,991	0.00%
VMware, Inc.	USD250,000	2.30%	21/8/2020	243,917	0.00%
Capital One Multi-Asset Execution Trust	USD250,000	2.29%	15/7/2025	243,881	0.00%
Hess Corp.	USD275,000	5.60%	15/2/2041	243,779	0.00%
Energy Transfer Operating LP	USD250,000	4.95%	15/6/2028	243,770	0.00%
Chubb INA Holdings, Inc.	USD250,000	3.15%	15/3/2025	243,708	0.00%
Bank of New York Mellon Corp.^	USD250,000	3.44%	7/2/2028	243,679	0.00%
AT&T, Inc.	USD250,000	5.55%	15/8/2041	243,673	0.00%
Federal Home Loan Mortgage Corp.	USD242,937	3.50%	1/8/2045	243,567	0.00%
PNC Bank NA	USD250,000	3.25%	1/6/2025	243,521	0.00%
Buckeye Partners LP	USD250,000	4.15%	1/7/2023	243,423	0.00%
Kennametal, Inc.	USD250,000	4.63%	15/6/2028	243,259	0.00%
Consolidated Edison Co. of New York, Inc.	USD250,000	4.50%	15/5/2058	243,206	0.00%
Dollar Tree, Inc.	USD250,000	3.70%	15/5/2023	243,149	0.00%
Anthem, Inc.	USD250,000	3.50%	15/8/2024	243,073	0.00%
Kansas City Power & Light Co.	USD250,000	4.20%	15/3/2048	242,979	0.00%
Marathon Petroleum Corp.	USD250,000	3.63%	15/9/2024	242,920	0.00%
Waste Management, Inc.	USD250,000	3.90%	1/3/2035	242,864	0.00%
Ventas Realty LP	USD250,000	4.00%	1/3/2028	242,772	0.00%
Enterprise Products Operating LLC	USD250,000	4.85%	15/8/2042	242,770	0.00%

Exelon Generation Co. LLC	USD250,000	5.60%	15/6/2042	242,665	0.00%
Duke Energy Florida LLC	USD250,000	3.20%	15/1/2027	242,633	0.00%
Montefiore Obligated Group	USD250,000	5.25%	1/11/2048	242,632	0.00%
Federal National Mortgage Association	USD232,135	4.50%	1/8/2041	242,537	0.00%
Bank of America Corp.	USD250,000	3.95%	21/4/2025	242,416	0.00%
Commonwealth of Massachusetts	USD200,000	5.46%	1/12/2039	242,324	0.00%
Costco Wholesale Corp.	USD250,000	2.75%	18/5/2024	242,299	0.00%
Public Service Co. of Colorado	USD255,000	3.80%	15/6/2047	242,183	0.00%
Wells Fargo & Co.	USD250,000	2.10%	26/7/2021	241,982	0.00%
3M Co.	USD250,000	2.25%	15/3/2023	241,865	0.00%
Federal Home Loan Mortgage Corp.	USD224,742	5.50%	1/6/2041	241,707	0.00%
Federal National Mortgage Association	USD225,082	5.50%	1/11/2034	241,466	0.00%
Ascension Health	USD250,000	3.95%	15/11/2046	241,423	0.00%
Kraft Heinz Foods Co.	USD250,000	3.95%	15/7/2025	241,382	0.00%
Target Corp.	USD275,000	3.63%	15/4/2046	241,289	0.00%
Verizon Communications, Inc.	USD250,000	1.75%	15/8/2021	241,216	0.00%
Duke Energy Carolinas LLC	USD250,000	4.00%	30/9/2042	241,031	0.00%
CRH America, Inc.	USD250,000	3.88%	18/5/2025	240,930	0.00%
Mosaic Co.	USD250,000	3.25%	15/11/2022	240,923	0.00%

	元本	利率	償還日	公正価格 (米ドル)	純資産総額 比率
NIKE, Inc.	USD250,000	2.25%	1/5/2023	240,685	0.00%
Federal Home Loan Mortgage Corp.	USD244,638	3.00%	1/2/2043	240,531	0.00%
Commonwealth Edison Co.	USD225,000	4.70%	15/1/2044	240,476	0.00%
Government National Mortgage Association	USD252,707	2.50%	20/12/2046	240,455	0.00%
Federal National Mortgage Association	USD250,000	2.49%	25/5/2026	239,960	0.00%
Republic Services, Inc.	USD250,000	3.20%	15/3/2025	239,822	0.00%
Coca-Cola Co.	EUR197,000	1.88%	22/9/2026	239,818	0.00%
NIKE, Inc.	USD250,000	3.88%	1/11/2045	239,777	0.00%
PNC Financial Services Group, Inc.	USD250,000	3.15%	19/5/2027	239,686	0.00%
Pacific Gas & Electric Co.	USD300,000	4.45%	15/4/2042	239,625	0.00%
Federal Home Loan Mortgage Corp.	USD225,982	5.00%	1/7/2041	238,969	0.00%
PepsiCo, Inc.	USD250,000	2.75%	30/4/2025	238,944	0.00%
Laboratory Corp. of America Holdings	USD250,000	3.60%	1/9/2027	238,912	0.00%
Anthem, Inc.	USD250,000	3.65%	1/12/2027	238,855	0.00%
Harley-Davidson, Inc.	USD250,000	3.50%	28/7/2025	238,825	0.00%
McDonald's Corp.	USD250,000	4.45%	1/9/2048	238,739	0.00%
McDonald's Corp.	USD200,000	6.30%	1/3/2038	238,595	0.00%
Discovery Communications LLC	USD250,000	2.95%	20/3/2023	238,429	0.00%
Government National Mortgage Association	USD250,514	2.50%	20/2/2043	238,387	0.00%
Xilinx, Inc.	USD250,000	2.95%	1/6/2024	238,300	0.00%
Federal National Mortgage Association	USD243,579	2.50%	1/7/2030	238,298	0.00%
UDR, Inc.	USD250,000	3.50%	1/7/2027	238,191	0.00%
Essex Portfolio LP	USD250,000	3.38%	15/4/2026	238,130	0.00%
L3 Technologies, Inc.	USD240,000	4.40%	15/6/2028	238,055	0.00%
Government National Mortgage Association	USD230,708	4.00%	20/3/2042	238,002	0.00%
Federal National Mortgage Association	USD237,904	3.50%	1/12/2042	237,932	0.00%
Virginia Electric & Power Co.	USD250,000	4.00%	15/11/2046	237,845	0.00%
National Retail Properties, Inc.	USD250,000	3.50%	15/10/2027	237,669	0.00%

Devon Energy Corp.	USD250,000	5.60%	15/7/2041	237,482	0.00%
Government National Mortgage Association	USD230,391	4.00%	20/8/2040	237,464	0.00%
Laboratory Corp. of America Holdings	USD250,000	3.25%	1/9/2024	237,434	0.00%
Intercontinental Exchange, Inc.	USD250,000	3.10%	15/9/2027	237,352	0.00%
Apple, Inc.	USD250,000	3.00%	20/6/2027	237,275	0.00%
Honeywell International, Inc.	USD200,000	5.70%	15/3/2036	237,262	0.00%
Government National Mortgage Association	USD234,977	3.50%	15/3/2042	237,196	0.00%
Exelon Corp.	USD250,000	3.40%	15/4/2026	237,159	0.00%
Wells Fargo & Co.	USD250,000	4.65%	4/11/2044	237,114	0.00%
Federal National Mortgage Association	USD231,451	4.00%	1/1/2042	237,073	0.00%
Ford Holdings LLC	USD200,000	9.30%	1/3/2030	236,801	0.00%
Kraft Heinz Foods Co.	EUR200,000	2.00%	30/6/2023	236,729	0.00%
Williams Cos, Inc.	USD200,000	7.50%	15/1/2031	236,691	0.00%
Federal National Mortgage Association^	USD250,000	2.49%	25/12/2026	236,602	0.00%
Kimberly-Clark Corp.	USD250,000	2.75%	15/2/2026	236,517	0.00%
United Parcel Service, Inc.	EUR200,000	1.63%	15/11/2025	236,445	0.00%
Honeywell International, Inc.	EUR200,000	1.30%	22/2/2023	236,217	0.00%
JPMorgan Chase & Co.	EUR200,000	1.50%	26/10/2022	236,209	0.00%
Federal Home Loan Mortgage Corp.	USD228,678	4.00%	1/10/2031	235,801	0.00%
Coca-Cola Co.	EUR200,000	1.13%	22/9/2022	235,790	0.00%
Thermo Fisher Scientific, Inc.	EUR200,000	2.00%	15/4/2025	235,786	0.00%
Conagra Brands, Inc.	USD250,000	5.30%	1/11/2038	235,751	0.00%
SC Johnson & Son, Inc.	USD250,000	4.00%	15/5/2043	235,714	0.00%
Southern California Edison Co.	USD250,000	4.13%	1/3/2048	235,587	0.00%
Mosaic Co.	USD250,000	4.05%	15/11/2027	235,438	0.00%
Goldman Sachs Group, Inc.	EUR200,000	2.00%	27/7/2023	235,384	0.00%
Federal National Mortgage Association	USD234,661	3.50%	1/10/2044	235,341	0.00%
Federal National Mortgage Association	USD235,085	3.50%	1/1/2045	235,255	0.00%
Virginia Electric & Power Co.	USD225,000	4.65%	15/8/2043	235,098	0.00%
Stryker Corp.	EUR200,000	2.13%	30/11/2027	235,089	0.00%
Praxair, Inc.	USD250,000	2.65%	5/2/2025	235,071	0.00%
Federal Home Loan Mortgage Corp.	USD230,259	4.00%	1/2/2042	235,056	0.00%
Carlisle Cos, Inc.	USD250,000	3.75%	1/12/2027	235,019	0.00%
Concho Resources, Inc.	USD250,000	3.75%	1/10/2027	235,000	0.00%
Stryker Corp.	EUR200,000	2.63%	30/11/2030	234,937	0.00%
Federal National Mortgage Association	USD224,849	4.50%	1/6/2044	234,926	0.00%
Occidental Petroleum Corp.	USD250,000	4.10%	15/2/2047	234,854	0.00%
Federal Home Loan Mortgage Corp.	USD231,930	3.50%	1/6/2033	234,809	0.00%
Anheuser-Busch InBev Worldwide, Inc.	USD300,000	3.75%	15/7/2042	234,699	0.00%
Federal Home Loan Mortgage Corp.	USD230,054	4.00%	1/10/2046	234,562	0.00%

	元本	利率	償還日	公正価格 (米ドル)	純資産総額 比率
General Motors Financial Co., Inc.	USD250,000	4.30%	13/7/2025	234,544	0.00%
American Financial Group, Inc.	USD250,000	3.50%	15/8/2026	234,389	0.00%
Walgreens Boots Alliance, Inc.	USD250,000	3.45%	1/6/2026	234,267	0.00%
AT&T, Inc.	USD250,000	5.15%	15/3/2042	234,209	0.00%
Federal National Mortgage Association^	USD235,343	2.68%	25/5/2021	234,167	0.00%
GE Capital European Funding Unlimited Co.	EUR200,000	2.25%	20/7/2020	234,100	0.00%
UBS Commercial Mortgage Trust 2018	USD225,000	4.31%	15/5/2051	233,890	0.00%

Starbucks Corp.	USD250,000	4.50%	15/11/2048	233,876	0.00%
Citigroup, Inc.^	USD250,000	4.28%	24/4/2048	233,779	0.00%
Federal National Mortgage Association	USD224,988	4.50%	1/9/2043	233,763	0.00%
Massachusetts Electric Co.	USD245,000	4.00%	15/8/2046	233,683	0.00%
McDonald's Corp.	EUR200,000	1.13%	26/5/2022	233,682	0.00%
BorgWarner, Inc.	EUR200,000	1.80%	7/11/2022	233,607	0.00%
Synchrony Bank	USD250,000	3.00%	15/6/2022	233,558	0.00%
Federal National Mortgage Association	USD231,965	3.50%	1/7/2042	233,539	0.00%
Capital One Financial Corp.	USD250,000	3.20%	5/2/2025	233,516	0.00%
Federal Home Loan Mortgage Corp.	USD239,366	3.00%	1/2/2043	233,503	0.00%
JPMorgan Chase & Co.	USD235,000	2.75%	23/6/2020	233,468	0.00%
Federal National Mortgage Association	USD235,950	2.50%	1/9/2027	233,238	0.00%
Dallas Area Rapid Transit	USD200,000	5.02%	1/12/2048	233,054	0.00%
Federal National Mortgage Association	USD222,963	4.50%	1/6/2041	232,956	0.00%
Hess Corp.	USD250,000	3.50%	15/7/2024	232,892	0.00%
JPMorgan Chase & Co.	EUR200,000	1.50%	27/1/2025	232,615	0.00%
Time Warner Cable LLC	USD250,000	5.88%	15/11/2040	232,588	0.00%
Government National Mortgage Association	USD226,545	4.00%	15/5/2046	232,433	0.00%
Discovery Communications LLC	USD250,000	5.00%	20/9/2037	232,425	0.00%
MPLX LP	USD250,000	5.20%	1/3/2047	232,411	0.00%
Microsoft Corp.	USD250,000	3.50%	15/11/2042	232,206	0.00%
General Motors Financial Co., Inc.	USD250,000	4.00%	15/1/2025	231,841	0.00%
Ingredion, Inc.	USD250,000	3.20%	1/10/2026	231,788	0.00%
Wells Fargo Commercial Mortgage Trust 2018	USD225,000	4.21%	15/5/2051	231,737	0.00%
Sysco Corp.	USD250,000	3.25%	15/7/2027	231,650	0.00%
PPG Industries, Inc.	EUR200,000	0.88%	13/3/2022	231,570	0.00%
Allergan Funding SCS	EUR200,000	2.63%	15/11/2028	231,305	0.00%
Express Scripts Holding Co.	USD250,000	3.40%	1/3/2027	231,282	0.00%
JM Smucker Co.	USD250,000	3.38%	15/12/2027	231,277	0.00%
Opel Finance International BV	EUR200,000	1.17%	18/5/2020	231,124	0.00%
Federal Home Loan Mortgage Corp.	USD234,982	3.00%	1/9/2043	230,781	0.00%
Atmos Energy Corp.	USD200,000	5.50%	15/6/2041	230,523	0.00%
MetLife, Inc.	USD250,000	4.05%	1/3/2045	230,489	0.00%
Georgia Power Co.	USD250,000	4.30%	15/3/2042	230,279	0.00%
Aon Corp.	USD200,000	8.21%	1/1/2027	230,250	0.00%
Energy Transfer Operating LP	USD225,000	5.20%	1/2/2022	230,200	0.00%
Southern California Edison Co.	USD245,000	4.05%	15/3/2042	230,193	0.00%
McDonald's Corp.	EUR200,000	0.50%	15/1/2021	230,078	0.00%
McDonald's Corp.	EUR200,000	1.00%	15/11/2023	229,978	0.00%
Bristol-Myers Squibb Co.	EUR200,000	1.75%	15/5/2035	229,953	0.00%
GATX Corp.	USD250,000	3.25%	15/9/2026	229,903	0.00%
Patterson-UTI Energy, Inc.	USD255,000	3.95%	1/2/2028	229,822	0.00%
Federal National Mortgage Association	USD229,645	3.50%	1/5/2042	229,813	0.00%
Celgene Corp.	USD275,000	4.35%	15/11/2047	229,363	0.00%
Federal National Mortgage Association	USD227,459	3.50%	1/12/2041	229,317	0.00%
Conagra Brands, Inc.	USD250,000	5.40%	1/11/2048	229,230	0.00%
Lowe's Cos, Inc.	USD250,000	3.10%	3/5/2027	228,737	0.00%
Federal National Mortgage Association	USD227,166	3.50%	1/5/2042	228,708	0.00%
Coca-Cola Co.	USD250,000	2.25%	1/9/2026	228,425	0.00%
Abbott Ireland Financing DAC	EUR200,000	1.50%	27/9/2026	228,333	0.00%

American Honda Finance Corp.	EUR200,000	0.55%	17/3/2023	228,079	0.00%
International Flavors & Fragrances, Inc.	EUR200,000	1.80%	25/9/2026	228,028	0.00%
Merck & Co., Inc.	USD175,000	6.50%	1/12/2033	228,027	0.00%
New Jersey Transportation Trust Fund Authority	USD210,000	5.75%	15/12/2028	228,026	0.00%
Hubbell, Inc.	USD250,000	3.15%	15/8/2027	227,849	0.00%
Aetna, Inc.	USD225,000	4.13%	1/6/2021	227,710	0.00%
Federal National Mortgage Association	USD214,567	5.00%	1/3/2036	227,373	0.00%
Federal National Mortgage Association	USD225,525	3.50%	1/12/2041	227,366	0.00%
Federal Home Loan Mortgage Corp. ^	USD225,000	3.06%	25/7/2023	227,347	0.00%
Baker Hughes a GE Co. LLC/Baker Hughes Co.-Obligor, Inc.	USD275,000	4.08%	15/12/2047	227,000	0.00%
Mylan NV	USD275,000	5.25%	15/6/2046	226,978	0.00%

	元本	利率	償還日	公正価格 (米ドル)	純資産総額 比率
General Mills, Inc.	USD250,000	3.20%	10/2/2027	226,920	0.00%
Government National Mortgage Association	USD225,158	3.50%	15/3/2045	226,798	0.00%
Government National Mortgage Association	USD226,903	3.00%	20/12/2029	226,514	0.00%
Government National Mortgage Association	USD237,967	2.50%	20/9/2046	226,439	0.00%
Comcast Corp.	USD275,000	3.40%	15/7/2046	226,351	0.00%
Apache Corp.	USD275,000	4.25%	15/1/2044	226,092	0.00%
General Mills, Inc.	USD250,000	4.70%	17/4/2048	225,951	0.00%
Federal National Mortgage Association	USD221,263	4.00%	1/9/2045	225,810	0.00%
salesforce.com, Inc.	USD225,000	3.25%	11/4/2023	225,369	0.00%
Devon Energy Corp.	USD225,000	4.00%	15/7/2021	225,271	0.00%
Verizon Communications, Inc.	EUR200,000	1.88%	26/10/2029	224,951	0.00%
American International Group, Inc.	USD225,000	3.38%	15/8/2020	224,910	0.00%
Pacific Gas & Electric Co.	USD275,000	3.30%	1/12/2027	224,813	0.00%
Federal National Mortgage Association	USD228,668	3.00%	1/12/2042	224,686	0.00%
Entergy Louisiana LLC	USD250,000	3.05%	1/6/2031	224,523	0.00%
AT&T, Inc.	USD221,000	4.45%	1/4/2024	224,523	0.00%
Federal National Mortgage Association	USD216,145	4.50%	1/4/2046	224,257	0.00%
Federal Home Loan Mortgage Corp.	USD221,492	3.50%	1/2/2026	224,225	0.00%
Federal National Mortgage Association	USD228,096	3.00%	1/3/2042	224,164	0.00%
World Financial Network Credit Card Master Trust	USD225,000	3.07%	16/12/2024	224,153	0.00%
EQT Corp.	USD260,000	3.90%	1/10/2027	223,953	0.00%
Federal National Mortgage Association	USD200,991	5.50%	1/11/2039	223,836	0.00%
Clorox Co.	USD225,000	3.50%	15/12/2024	223,828	0.00%
Duke Realty LP	USD225,000	4.00%	15/9/2028	223,808	0.00%
Government National Mortgage Association	USD212,872	5.00%	20/4/2038	223,544	0.00%
Goldman Sachs Capital I	USD200,000	6.35%	15/2/2034	223,500	0.00%
FedEx Corp.	USD250,000	4.40%	15/1/2047	223,421	0.00%
GLP Capital LP/GLP Financing II, Inc.	USD225,000	5.25%	1/6/2025	223,312	0.00%
Citibank NA	USD225,000	2.85%	12/2/2021	223,010	0.00%
ConocoPhillips Co.	USD225,000	4.30%	15/11/2044	222,969	0.00%
Pfizer, Inc.	USD225,000	4.00%	15/12/2036	222,899	0.00%
NVIDIA Corp.	USD235,000	3.20%	16/9/2026	222,694	0.00%
Federal National Mortgage Association	USD226,825	3.00%	1/10/2045	222,608	0.00%
Dover Corp.	EUR200,000	1.25%	9/11/2026	222,550	0.00%

BA Credit Card Trust	USD225,000	1.95%	15/8/2022	222,354	0.00%
American Express Credit Account Master Trust	USD225,000	1.93%	15/9/2022	222,309	0.00%
Walgreens Boots Alliance, Inc.	EUR190,000	2.13%	20/11/2026	222,080	0.00%
Ameren Corp.	USD225,000	2.70%	15/11/2020	221,570	0.00%
CBS Corp.	USD175,000	7.88%	30/7/2030	221,531	0.00%
Federal Farm Credit Banks	USD225,000	1.68%	13/10/2020	221,495	0.00%
Energy Transfer Operating LP	USD250,000	4.90%	15/3/2035	221,477	0.00%
Berkshire Hathaway, Inc.	EUR200,000	1.63%	16/3/2035	221,207	0.00%
Federal National Mortgage Association	USD215,584	4.00%	1/1/2045	221,147	0.00%
General Motors Financial Co., Inc.	USD225,000	2.65%	13/4/2020	220,954	0.00%
Johnson & Johnson	USD175,000	5.85%	15/7/2038	220,415	0.00%
Federal National Mortgage Association	USD215,874	4.00%	1/12/2042	220,380	0.00%
Kraft Heinz Foods Co.	USD235,000	5.00%	15/7/2035	220,312	0.00%
Georgia Power Co.	USD225,000	2.00%	30/3/2020	219,835	0.00%
Highwoods Realty LP	USD225,000	3.88%	1/3/2027	219,739	0.00%
Dow Chemical Co.	USD250,000	4.38%	15/11/2042	219,682	0.00%
Raymond James Financial, Inc.	USD225,000	4.95%	15/7/2046	219,467	0.00%
Chubb INA Holdings, Inc.	USD225,000	3.35%	3/5/2026	219,466	0.00%
NVIDIA Corp.	USD225,000	2.20%	16/9/2021	219,447	0.00%
Keurig Dr Pepper, Inc.	USD250,000	4.50%	15/11/2045	219,439	0.00%
Johnson & Johnson	USD225,000	1.65%	1/3/2021	219,381	0.00%
Government National Mortgage Association	USD212,573	4.00%	20/12/2041	219,297	0.00%
Federal National Mortgage Association	USD219,039	3.50%	1/5/2046	219,065	0.00%
Gilead Sciences, Inc.	USD225,000	3.50%	1/2/2025	218,907	0.00%
Bank of America Corp.^	USD225,000	2.88%	24/4/2023	218,876	0.00%
Celgene Corp.	USD225,000	5.25%	15/8/2043	218,816	0.00%
Ventas Realty LP	USD225,000	3.10%	15/1/2023	218,767	0.00%
Bank of America Corp.^	USD225,000	3.97%	5/3/2029	218,620	0.00%
McDonald's Corp.	USD250,000	3.70%	15/2/2042	218,375	0.00%
Energy Transfer Operating LP	USD225,000	6.00%	15/6/2048	218,359	0.00%
Raytheon Co.	USD200,000	4.70%	15/12/2041	218,333	0.00%
Estee Lauder Cos, Inc.	USD225,000	1.70%	10/5/2021	218,305	0.00%
Brixmor Operating Partnership LP	USD225,000	3.65%	15/6/2024	218,194	0.00%
Federal National Mortgage Association	USD212,915	4.00%	1/8/2043	218,104	0.00%

	元本	利率	償還日	公正価格 (米ドル)	純資産総額 比率
Federal Home Loan Mortgage Corp.	USD217,987	3.50%	1/3/2042	218,080	0.00%
Energy Transfer Operating LP	USD250,000	5.15%	15/3/2045	217,908	0.00%
Ecolab, Inc.	EUR190,000	1.00%	15/1/2024	217,644	0.00%
Southwestern Public Service Co.	USD250,000	3.40%	15/8/2046	217,452	0.00%
Federal Home Loan Mortgage Corp.	USD226,621	2.00%	1/1/2029	216,906	0.00%
Sempra Energy	USD225,000	2.90%	1/2/2023	216,854	0.00%
AT&T, Inc.	EUR189,000	2.60%	17/12/2029	216,799	0.00%
Kimco Realty Corp.	USD225,000	3.80%	1/4/2027	216,704	0.00%
Federal National Mortgage Association	USD214,360	3.50%	1/1/2035	216,569	0.00%
Federal Home Loan Mortgage Corp.	USD215,317	3.50%	1/8/2045	216,276	0.00%
Federal Home Loan Mortgage Corp.	USD215,841	3.00%	1/11/2026	216,234	0.00%
Cigna Corp.	USD217,000	3.40%	17/9/2021	216,220	0.00%

Government National Mortgage Association	USD198,414	6.00%	20/6/2036	216,093	0.00%
Federal National Mortgage Association	USD215,431	3.50%	1/1/2045	216,055	0.00%
AbbVie, Inc.	USD225,000	2.85%	14/5/2023	216,054	0.00%
US Bancorp	USD225,000	3.15%	27/4/2027	215,773	0.00%
Federal National Mortgage Association	USD215,587	3.50%	1/7/2044	215,743	0.00%
Federal National Mortgage Association	USD227,505	2.50%	1/1/2043	215,643	0.00%
Walt Disney Co.	CAD300,000	2.76%	7/10/2024	215,502	0.00%
Federal National Mortgage Association	USD206,105	4.50%	1/6/2040	215,403	0.00%
Abbott Laboratories	USD225,000	2.95%	15/3/2025	215,286	0.00%
Federal National Mortgage Association	USD220,556	3.00%	1/1/2046	215,284	0.00%
Federal National Mortgage Association	USD210,367	4.00%	1/2/2042	215,148	0.00%
State of California	USD200,000	5.70%	1/11/2021	215,110	0.00%
Nordstrom, Inc.	USD250,000	5.00%	15/1/2044	214,905	0.00%
Government National Mortgage Association	USD199,877	5.00%	20/2/2040	214,897	0.00%
Federal National Mortgage Association	USD205,747	4.50%	1/6/2031	214,747	0.00%
Federal National Mortgage Association	USD210,296	4.00%	1/1/2047	214,614	0.00%
American International Group, Inc.	USD225,000	3.75%	10/7/2025	214,610	0.00%
Government National Mortgage Association	USD204,464	4.50%	15/3/2041	214,432	0.00%
Jefferies Group LLC/Jefferies Group	USD250,000	4.15%	23/1/2030	214,326	0.00%
Capital Finance, Inc.					
21st Century Fox America, Inc.	USD175,000	6.15%	1/3/2037	214,236	0.00%
Analog Devices, Inc.	USD220,000	3.90%	15/12/2025	214,164	0.00%
Federal National Mortgage Association	USD205,087	4.50%	1/1/2045	213,877	0.00%
Aetna, Inc.	USD225,000	2.80%	15/6/2023	213,669	0.00%
Alameda County Joint Powers Authority	USD150,000	7.05%	1/12/2044	213,624	0.00%
Federal Home Loan Mortgage Corp.	USD204,285	4.50%	1/5/2039	213,524	0.00%
Federal Home Loan Mortgage Corp.	USD215,124	3.00%	1/8/2033	213,148	0.00%
S&P Global, Inc.	USD205,000	4.40%	15/2/2026	212,651	0.00%
Crown Castle International Corp.	USD225,000	3.80%	15/2/2028	212,417	0.00%
Procter & Gamble Co.	USD225,000	3.50%	25/10/2047	212,339	0.00%
Abbott Laboratories	USD175,000	6.15%	30/11/2037	212,158	0.00%
Duquesne Light Holdings, Inc.	USD225,000	3.62%	1/8/2027	211,796	0.00%
LyondellBasell Industries NV	USD200,000	6.00%	15/11/2021	211,616	0.00%
Federal Home Loan Mortgage Corp.	USD209,590	3.50%	1/5/2037	211,370	0.00%
Altria Group, Inc.	USD220,000	2.85%	9/8/2022	211,249	0.00%
Smithfield Foods, Inc.	USD225,000	4.25%	1/2/2027	211,237	0.00%
Discovery Communications LLC	USD200,000	6.35%	1/6/2040	211,078	0.00%
Federal Home Loan Mortgage Corp.^	USD200,000	4.06%	25/10/2028	211,002	0.00%
Marathon Petroleum Corp.	USD250,000	4.50%	1/4/2048	210,928	0.00%
Farmers Exchange Capital III^	USD215,000	5.45%	15/10/2054	210,380	0.00%
MidAmerican Energy Co.	USD175,000	5.80%	15/10/2036	210,299	0.00%
Federal National Mortgage Association	USD205,902	4.00%	1/9/2044	210,226	0.00%
Northrop Grumman Corp.	USD200,000	5.05%	15/11/2040	210,100	0.00%
Republic Services, Inc.	USD200,000	5.25%	15/11/2021	210,078	0.00%
Verisk Analytics, Inc.	USD200,000	5.80%	1/5/2021	210,008	0.00%
University of California	USD200,000	4.86%	15/5/2112	209,944	0.00%
Aetna, Inc.	USD250,000	3.88%	15/8/2047	209,738	0.00%
Federal National Mortgage Association	USD150,000	7.25%	15/5/2030	209,328	0.00%
Federal National Mortgage Association	USD208,732	3.50%	1/6/2045	209,014	0.00%
Federal National Mortgage Association	USD208,651	3.50%	1/6/2042	208,933	0.00%

	元本	利率	償還日	公正価格 (米ドル)	純資産総額 比率
International Paper Co.	USD250,000	4.35%	15/8/2048	208,805	0.00%
Federal National Mortgage Association	USD201,636	4.50%	1/4/2047	208,723	0.00%
Reynolds American, Inc.	USD210,000	3.25%	12/6/2020	208,653	0.00%
ConocoPhillips Co.	USD218,000	4.15%	15/11/2034	208,491	0.00%
Federal National Mortgage Association	USD203,109	4.00%	1/3/2042	208,337	0.00%
New Jersey Transportation Trust Fund Authority	USD170,000	6.56%	15/12/2040	208,102	0.00%
LyondellBasell Industries NV	USD250,000	4.63%	26/2/2055	208,000	0.00%
Kraft Heinz Foods Co.	USD230,000	5.20%	15/7/2045	207,865	0.00%
AmeriCredit Automobile Receivables Trust 2017	USD210,000	1.90%	18/3/2022	207,737	0.00%
International Paper Co.	USD175,000	7.30%	15/11/2039	207,683	0.00%
Ford Motor Credit Co. LLC	EUR200,000	1.36%	7/2/2025	207,589	0.00%
Federal National Mortgage Association	USD199,522	4.50%	1/1/2042	207,532	0.00%
Anadarko Petroleum Corp.	USD200,000	6.20%	15/3/2040	207,409	0.00%
Virginia Electric & Power Co.	USD215,000	3.15%	15/1/2026	207,398	0.00%
Federal National Mortgage Association	USD195,508	5.00%	1/6/2035	207,299	0.00%
Federal National Mortgage Association	USD199,981	4.50%	1/8/2048	207,274	0.00%
Federal National Mortgage Association	USD201,301	4.00%	1/8/2041	206,811	0.00%
Kite Realty Group LP	USD225,000	4.00%	1/10/2026	206,656	0.00%
Government National Mortgage Association	USD196,385	4.50%	15/5/2040	206,523	0.00%
Time Warner Cable LLC	USD200,000	6.55%	1/5/2037	206,230	0.00%
Apple, Inc.	CHF200,000	0.38%	25/11/2024	206,168	0.00%
Royal Caribbean Cruises Ltd.	USD225,000	3.70%	15/3/2028	206,156	0.00%
Motiva Enterprises LLC	USD200,000	6.85%	15/1/2040	206,138	0.00%
Medtronic, Inc.	USD200,000	4.63%	15/3/2044	206,067	0.00%
Westrock Co.	USD200,000	4.90%	15/3/2029	206,063	0.00%
Federal National Mortgage Association	USD205,999	3.50%	1/11/2046	206,022	0.00%
Federal National Mortgage Association	USD205,694	3.50%	1/9/2045	205,940	0.00%
Digital Realty Trust LP	USD200,000	5.25%	15/3/2021	205,887	0.00%
Federal National Mortgage Association	USD196,046	5.00%	1/12/2039	205,821	0.00%
Sempra Energy	USD225,000	3.40%	1/2/2028	205,675	0.00%
CRH America, Inc.	USD200,000	5.75%	15/1/2021	205,476	0.00%
Union Pacific Corp.	USD225,000	4.38%	15/11/2065	205,352	0.00%
Federal National Mortgage Association	USD200,171	4.00%	1/11/2043	205,339	0.00%
Hyatt Hotels Corp.	USD200,000	4.85%	15/3/2026	205,167	0.00%
Federal Home Loan Mortgage Corp.^	USD200,000	3.65%	25/2/2028	204,880	0.00%
Ameriprise Financial, Inc.	USD200,000	5.30%	15/3/2020	204,874	0.00%
Federal National Mortgage Association	USD190,875	5.50%	1/2/2035	204,752	0.00%
Time Warner Cable LLC	GBP150,000	5.25%	15/7/2042	204,701	0.00%
Kilroy Realty LP	USD200,000	4.75%	15/12/2028	204,672	0.00%
Pfizer, Inc.	GBP165,000	2.74%	15/6/2043	204,604	0.00%
NextEra Energy Capital Holdings, Inc.	USD200,000	4.50%	1/6/2021	204,445	0.00%
Charles Schwab Corp.	USD200,000	4.00%	1/2/2029	204,401	0.00%
AT&T, Inc.	CAD300,000	4.85%	25/5/2047	204,203	0.00%
Consumers Energy Co.	USD200,000	3.80%	15/11/2028	204,192	0.00%
Exxon Mobil Corp.	USD200,000	4.11%	1/3/2046	204,011	0.00%

Adobe, Inc.	USD200,000	4.75%	1/2/2020	203,958	0.00%
Celgene Corp.	USD225,000	3.45%	15/11/2027	203,933	0.00%
AT&T, Inc.	USD200,000	5.20%	15/3/2020	203,880	0.00%
Ford Motor Credit Co. LLC	USD200,000	5.75%	1/2/2021	203,680	0.00%
Anheuser-Busch InBev Finance, Inc.	USD250,000	4.00%	17/1/2043	203,658	0.00%
Federal National Mortgage Association	USD188,521	6.00%	1/3/2034	203,633	0.00%
Buckeye Partners LP	USD225,000	5.85%	15/11/2043	203,529	0.00%
Dominion Energy Gas Holdings LLC	USD200,000	4.80%	1/11/2043	203,465	0.00%
Advance Auto Parts, Inc.	USD200,000	4.50%	1/12/2023	203,361	0.00%
Federal National Mortgage Association	USD212,916	2.50%	1/2/2037	203,258	0.00%
Apple, Inc.	CHF200,000	0.75%	25/2/2030	203,193	0.00%
Cummins, Inc.	USD200,000	3.65%	1/10/2023	203,063	0.00%
Federal Home Loan Mortgage Corp.	USD208,154	3.00%	1/12/2042	203,021	0.00%
Dow Chemical Co.	USD200,000	4.25%	15/11/2020	202,898	0.00%
Dow Chemical Co.	USD200,000	4.13%	15/11/2021	202,834	0.00%
Federal Home Loan Mortgage Corp.	USD200,000	3.21%	25/3/2025	202,830	0.00%
Commonwealth Edison Co.	USD200,000	4.35%	15/11/2045	202,828	0.00%
Fifth Third Bank	USD200,000	3.95%	28/7/2025	202,817	0.00%
Federal National Mortgage Association	USD188,851	5.50%	1/2/2033	202,607	0.00%
Oracle Corp.	USD200,000	3.63%	15/7/2023	202,564	0.00%
Pioneer Natural Resources Co.	USD200,000	4.45%	15/1/2026	202,456	0.00%
PepsiCo, Inc.	USD200,000	4.25%	22/10/2044	202,386	0.00%
Virginia Electric & Power Co.	USD200,000	4.45%	15/2/2044	202,364	0.00%
BB&T Corp.	USD200,000	3.75%	6/12/2023	202,350	0.00%
Wells Fargo & Co.	USD200,000	4.48%	16/1/2024	202,219	0.00%
Marathon Petroleum Corp.	USD200,000	5.38%	1/10/2022	202,191	0.00%
Conagra Brands, Inc.	USD200,000	4.60%	1/11/2025	202,098	0.00%
Federal National Mortgage Association	USD193,179	4.50%	1/6/2039	201,992	0.00%
Celgene Corp.	USD200,000	3.95%	15/10/2020	201,638	0.00%
21st Century Fox America, Inc.	USD200,000	3.70%	15/10/2025	201,594	0.00%

	元本	利率	償還日	公正価格 (米ドル)	純資産総額 比率
UnitedHealth Group, Inc.	USD200,000	3.50%	15/6/2023	201,576	0.00%
M&T Bank Corp.	USD200,000	3.55%	26/7/2023	201,569	0.00%
Home Depot, Inc.	USD200,000	3.25%	1/3/2022	201,513	0.00%
International Flavors & Fragrances, Inc.	USD200,000	5.00%	26/9/2048	201,417	0.00%
Phillips 66 Partners LP	USD220,000	4.90%	1/10/2046	201,284	0.00%
IBM Credit LLC	USD200,000	3.45%	30/11/2020	201,136	0.00%
CCRE26 Commercial Mortgage Trust 2015	USD200,000	3.63%	10/10/2048	201,130	0.00%
JPMCC Commercial Mortgage Securities Trust 2017	USD200,000	3.72%	15/3/2050	201,078	0.00%
Bank of New York Mellon Corp.	USD200,000	3.45%	11/8/2023	200,480	0.00%
Fifth Third Bank	USD200,000	3.35%	26/7/2021	200,452	0.00%
eBay, Inc.	USD200,000	3.80%	9/3/2022	200,422	0.00%
Federal National Mortgage Association^	USD206,000	3.04%	25/3/2028	200,301	0.00%
Marathon Petroleum Corp.	USD200,000	3.40%	15/12/2020	200,181	0.00%
John Deere Capital Corp.	USD200,000	3.45%	7/6/2023	200,177	0.00%
Ryder System, Inc.	USD200,000	3.50%	1/6/2021	200,046	0.00%
Occidental Petroleum Corp.	USD200,000	4.63%	15/6/2045	199,897	0.00%

Cargill, Inc.	USD200,000	3.30%	1/3/2022	199,888	0.00%
George Washington University	USD200,000	4.13%	15/9/2048	199,825	0.00%
Federal Farm Credit Banks	USD200,000	2.55%	15/5/2020	199,822	0.00%
Berkshire Hathaway Finance Corp.	USD200,000	2.90%	15/10/2020	199,757	0.00%
Masco Corp.	USD200,000	4.38%	1/4/2026	199,730	0.00%
FMC Corp.	USD200,000	3.95%	1/2/2022	199,721	0.00%
Burlington Northern Santa Fe LLC	USD200,000	3.05%	15/3/2022	199,645	0.00%
Federal Home Loan Mortgage Corp.	USD200,000	2.91%	25/4/2024	199,630	0.00%
Conagra Brands, Inc.	USD200,000	3.80%	22/10/2021	199,575	0.00%
Federal Home Loan Mortgage Corp.^	USD200,000	3.12%	25/9/2026	199,568	0.00%
Omega Healthcare Investors, Inc.	USD200,000	4.38%	1/8/2023	199,500	0.00%
Federal Home Loan Mortgage Corp.	USD190,168	5.00%	1/4/2040	199,498	0.00%
Pioneer Natural Resources Co.	USD200,000	3.45%	15/1/2021	199,457	0.00%
Williams Cos, Inc.	USD200,000	5.75%	24/6/2044	199,443	0.00%
Expedia Group, Inc.	USD200,000	4.50%	15/8/2024	199,424	0.00%
Federal National Mortgage Association	USD199,734	3.00%	1/3/2031	199,391	0.00%
PPL Electric Utilities Corp.	USD200,000	4.13%	15/6/2044	199,189	0.00%
Crown Castle International Corp.	USD200,000	3.40%	15/2/2021	199,150	0.00%
eBay, Inc.	USD200,000	3.25%	15/10/2020	199,136	0.00%
Mead Johnson Nutrition Co.	USD200,000	3.00%	15/11/2020	199,133	0.00%
Enterprise Products Operating LLC	USD200,000	4.15%	16/10/2028	199,097	0.00%
TC PipeLines LP	USD210,000	3.90%	25/5/2027	199,065	0.00%
John Deere Capital Corp.	USD200,000	3.35%	12/6/2024	198,954	0.00%
HP, Inc.	USD200,000	6.00%	15/9/2041	198,906	0.00%
PNC Financial Services Group, Inc.	USD200,000	3.90%	29/4/2024	198,826	0.00%
Time Warner Cable LLC	USD200,000	4.00%	1/9/2021	198,780	0.00%
BMW Vehicle Owner Trust 2018	USD200,000	2.35%	25/4/2022	198,726	0.00%
General Mills, Inc.	USD200,000	3.15%	15/12/2021	198,611	0.00%
Mercedes-Benz Auto Lease Trust 2017	USD200,000	2.01%	17/1/2023	198,581	0.00%
GLP Capital LP/GLP Financing II, Inc.	USD200,000	5.75%	1/6/2028	198,500	0.00%
Israel Government AID Bond	USD175,000	5.50%	26/4/2024	198,489	0.00%
Alleghany Corp.	USD200,000	4.90%	15/9/2044	198,449	0.00%
Southern California Edison Co.	USD200,000	3.70%	1/8/2025	198,428	0.00%
Activision Blizzard, Inc.	USD210,000	3.40%	15/9/2026	198,426	0.00%
National Retail Properties, Inc.	USD200,000	4.00%	15/11/2025	198,381	0.00%
El du Pont de Nemours & Co.	USD200,000	2.20%	1/5/2020	198,340	0.00%
Government National Mortgage Association	USD191,628	4.50%	20/10/2047	198,236	0.00%
EPR Properties	USD200,000	4.75%	15/12/2026	198,221	0.00%
JPMorgan Chase & Co.	USD200,000	3.90%	15/7/2025	198,205	0.00%
Lockheed Martin Corp.	USD200,000	3.55%	15/1/2026	198,204	0.00%
Wells Fargo Commercial Mortgage Trust 2017	USD200,000	3.64%	15/3/2050	198,158	0.00%
Goldman Sachs Group, Inc.	USD200,000	2.60%	23/4/2020	198,103	0.00%
Perrigo Finance Unlimited Co.	USD200,000	3.50%	15/3/2021	198,081	0.00%
Macy's Retail Holdings, Inc.	USD200,000	3.45%	15/1/2021	198,073	0.00%
CSX Corp.	USD225,000	4.25%	1/11/2066	198,056	0.00%
Federal National Mortgage Association	USD195,312	3.50%	1/12/2029	198,053	0.00%
Federal Home Loan Mortgage Corp.	USD193,645	4.00%	1/11/2040	198,011	0.00%
Ukraine Government AID Bonds	USD200,000	1.85%	29/5/2020	198,001	0.00%
Sands China Ltd.	USD200,000	4.60%	8/8/2023	198,000	0.00%

	元本	利率	償還日	公正価格 (米ドル)	純資産総額 比率
Simon Property Group LP	USD200,000	2.50%	1/9/2020	197,940	0.00%
Federal National Mortgage Association	USD201,447	3.00%	1/8/2042	197,939	0.00%
Enterprise Products Operating LLC	USD200,000	2.80%	15/2/2021	197,902	0.00%
Kaiser Foundation Hospitals	USD200,000	4.15%	1/5/2047	197,894	0.00%
Huntington National Bank	USD200,000	2.40%	1/4/2020	197,827	0.00%
Morgan Stanley Bank of America Merrill Lynch Trust 2017	USD200,000	3.85%	15/5/2050	197,662	0.00%
ERAC USA Finance LLC	USD200,000	3.30%	15/10/2022	197,625	0.00%
Kinder Morgan, Inc.	USD200,000	5.55%	1/6/2045	197,509	0.00%
Federal Home Loan Mortgage Corp.	USD200,000	2.37%	25/5/2022	197,506	0.00%
Federal National Mortgage Association	USD193,527	4.00%	1/8/2045	197,492	0.00%
EPR Properties	USD200,000	4.95%	15/4/2028	197,410	0.00%
Federal National Mortgage Association	USD202,357	3.00%	1/12/2042	197,391	0.00%
Discover Card Execution Note Trust	USD200,000	1.90%	17/10/2022	197,275	0.00%
Walt Disney Co.	USD150,000	7.00%	1/3/2032	197,212	0.00%
Flowserve Corp.	USD200,000	3.50%	15/9/2022	197,207	0.00%
Marathon Oil Corp.	USD200,000	2.70%	1/6/2020	197,136	0.00%
Regency Centers LP	USD200,000	4.13%	15/3/2028	197,114	0.00%
Amazon.com, Inc.	USD200,000	1.90%	21/8/2020	197,112	0.00%
General Mills, Inc.	USD200,000	3.65%	15/2/2024	197,076	0.00%
eBay, Inc.	USD200,000	2.88%	1/8/2021	197,042	0.00%
Ford Motor Credit Co. LLC	USD200,000	2.68%	9/1/2020	197,013	0.00%
McDonald's Corp.	USD200,000	3.70%	30/1/2026	196,984	0.00%
Walgreens Boots Alliance, Inc.	USD200,000	3.80%	18/11/2024	196,911	0.00%
New York & Presbyterian Hospital	USD200,000	4.02%	1/8/2045	196,793	0.00%
Marriott International, Inc.	USD200,000	2.88%	1/3/2021	196,764	0.00%
Discover Card Execution Note Trust	USD200,000	2.39%	15/7/2024	196,712	0.00%
WR Berkley Corp.	USD200,000	4.75%	1/8/2044	196,684	0.00%
Walmart, Inc.	USD200,000	1.90%	15/12/2020	196,643	0.00%
Bank of New York Mellon Corp.	USD200,000	3.25%	11/9/2024	196,596	0.00%
State of California	USD135,000	7.60%	1/11/2040	196,588	0.00%
Macy's Retail Holdings, Inc.	USD200,000	4.38%	1/9/2023	196,576	0.00%
Starbucks Corp.	USD200,000	3.10%	1/3/2023	196,558	0.00%
GLP Capital LP/GLP Financing II, Inc.	USD200,000	5.38%	15/4/2026	196,500	0.00%
Aptiv plc	USD200,000	4.25%	15/1/2026	196,467	0.00%
Transcontinental Gas Pipe Line Co. LLC	USD200,000	4.00%	15/3/2028	196,425	0.00%
United Technologies Corp.	USD200,000	1.90%	4/5/2020	196,366	0.00%
Federal National Mortgage Association	USD191,565	4.00%	1/2/2045	196,270	0.00%
Physicians Realty LP	USD200,000	4.30%	15/3/2027	196,250	0.00%
Gilead Sciences, Inc.	USD200,000	3.65%	1/3/2026	196,208	0.00%
Simon Property Group LP	USD200,000	3.50%	1/9/2025	196,191	0.00%
Roper Technologies, Inc.	USD200,000	2.80%	15/12/2021	196,111	0.00%
UBS Commercial Mortgage Trust 2017	USD200,000	3.43%	15/8/2050	196,063	0.00%
Fifth Third Bank	USD200,000	2.20%	30/10/2020	196,039	0.00%
JPMorgan Chase & Co.	USD200,000	4.13%	15/12/2026	195,978	0.00%
American Express Co.	USD200,000	2.20%	30/10/2020	195,960	0.00%
Wells Fargo Commercial Mortgage Trust 2017	USD200,000	3.42%	15/9/2050	195,958	0.00%

MassMutual Global Funding II	USD200,000	1.95%	22/9/2020	195,947	0.00%
Noble Energy, Inc.	USD200,000	6.00%	1/3/2041	195,883	0.00%
Precision Castparts Corp.	USD200,000	3.25%	15/6/2025	195,858	0.00%
UnitedHealth Group, Inc.	USD200,000	2.13%	15/3/2021	195,842	0.00%
UBS Commercial Mortgage Trust 2017	USD200,000	3.72%	15/6/2050	195,804	0.00%
Comcast Corp.	USD200,000	3.38%	15/2/2025	195,651	0.00%
Government National Mortgage Association	USD190,140	4.00%	20/7/2046	195,605	0.00%
United Technologies Corp.	USD200,000	4.45%	16/11/2038	195,506	0.00%
Costco Wholesale Corp.	USD200,000	2.30%	18/5/2022	195,423	0.00%
EQM Midstream Partners LP	USD200,000	5.50%	15/7/2028	195,419	0.00%
Enterprise Products Operating LLC	USD200,000	4.90%	15/5/2046	195,250	0.00%
IHS Markit Ltd.	USD200,000	4.75%	1/8/2028	195,240	0.00%
Sunoco Logistics Partners Operations LP	USD200,000	4.25%	1/4/2024	195,094	0.00%
Occidental Petroleum Corp.	USD200,000	4.40%	15/4/2046	195,042	0.00%
Alabama Power Co.	USD200,000	4.15%	15/8/2044	195,032	0.00%
Air Lease Corp.	USD200,000	2.50%	1/3/2021	194,774	0.00%
Allstate Corp. ^	USD200,000	5.75%	15/8/2053	194,750	0.00%
Stanley Black & Decker, Inc.	USD200,000	2.90%	1/11/2022	194,696	0.00%
Enterprise Products Operating LLC	USD200,000	4.80%	1/2/2049	194,695	0.00%
Western Union Co.	USD200,000	6.20%	17/11/2036	194,645	0.00%
Hashemite Kingdom of Jordan Government AID Bond	USD200,000	3.00%	30/6/2025	194,623	0.00%
New York City Water & Sewer System	USD150,000	5.95%	15/6/2042	194,618	0.00%
Federal National Mortgage Association	USD185,326	5.00%	1/5/2040	194,556	0.00%
Verizon Communications, Inc.	USD200,000	4.75%	1/11/2041	194,530	0.00%
Marvell Technology Group Ltd.	USD200,000	4.88%	22/6/2028	194,500	0.00%

	元本	利率	償還日	公正価格 (米ドル)	純資産総額 比率
National Fuel Gas Co.	USD200,000	4.75%	1/9/2028	194,459	0.00%
Textron, Inc.	USD200,000	4.00%	15/3/2026	194,425	0.00%
United Parcel Service, Inc.	USD200,000	2.50%	1/4/2023	194,296	0.00%
CFCRE Commercial Mortgage Trust 2016^	USD200,000	3.22%	10/11/2049	194,164	0.00%
Energy Transfer Operating LP	USD200,000	5.80%	15/6/2038	194,161	0.00%
Willis North America, Inc.	USD200,000	3.60%	15/5/2024	194,131	0.00%
Federal National Mortgage Association	USD189,593	4.00%	1/7/2025	194,061	0.00%
Coca-Cola Co.	USD200,000	2.20%	25/5/2022	193,940	0.00%
Express Scripts Holding Co.	USD171,000	6.13%	15/11/2041	193,896	0.00%
UnitedHealth Group, Inc.	USD200,000	3.10%	15/3/2026	193,874	0.00%
GE Capital UK Funding Unlimited Co.	GBP150,000	4.13%	13/9/2023	193,722	0.00%
Lockheed Martin Corp.	USD200,000	4.07%	15/12/2042	193,634	0.00%
Federal National Mortgage Association	USD197,913	2.50%	1/6/2030	193,613	0.00%
Boston Properties LP	USD200,000	3.13%	1/9/2023	193,464	0.00%
PACCAR Financial Corp.	USD200,000	2.30%	10/8/2022	193,336	0.00%
Simon Property Group LP	USD200,000	4.25%	30/11/2046	193,299	0.00%
SL Green Operating Partnership LP	USD200,000	3.25%	15/10/2022	193,288	0.00%
Walmart, Inc.	USD200,000	2.65%	15/12/2024	193,260	0.00%
International Business Machines Corp.	USD175,000	5.60%	30/11/2039	193,248	0.00%
US Treasury Note	USD193,000	2.63%	31/8/2020	193,241	0.00%
Federal Home Loan Mortgage Corp.	USD190,833	3.50%	1/11/2025	193,189	0.00%

Omnicom Group, Inc./Omnicom Capital, Inc.	USD200,000	3.65%	1/11/2024	193,174	0.00%
Regions Financial Corp.	USD200,000	2.75%	14/8/2022	193,080	0.00%
Vornado Realty LP	USD200,000	3.50%	15/1/2025	193,060	0.00%
Morgan Stanley Bank of America Merrill Lynch Trust 2016	USD200,000	3.10%	15/11/2049	192,936	0.00%
Boeing Co.	USD200,000	2.85%	30/10/2024	192,913	0.00%
Brixmor Operating Partnership LP	USD200,000	4.13%	15/6/2026	192,886	0.00%
Wells Fargo & Co.	USD200,000	4.75%	7/12/2046	192,879	0.00%
Wabtec Corp.	USD200,000	4.15%	15/3/2024	192,750	0.00%
Cardinal Health, Inc.	USD200,000	2.62%	15/6/2022	192,673	0.00%
Halliburton Co.	USD200,000	4.75%	1/8/2043	192,666	0.00%
Capital One NA	USD200,000	2.25%	13/9/2021	192,589	0.00%
Federal Home Loan Mortgage Corp.	USD200,000	2.57%	25/7/2026	192,504	0.00%
New York Life Global Funding	USD200,000	1.70%	14/9/2021	192,465	0.00%
Mid-America Apartments LP	USD200,000	3.60%	1/6/2027	192,444	0.00%
Ecolab, Inc.	USD200,000	3.25%	1/12/2027	192,392	0.00%
Federal Home Loan Mortgage Corp.	USD195,890	3.00%	1/11/2042	192,388	0.00%
Eversource Energy	USD200,000	3.15%	15/1/2025	192,358	0.00%
American International Group, Inc.	USD200,000	4.20%	1/4/2028	192,356	0.00%
Federal National Mortgage Association	USD184,398	4.50%	1/5/2041	192,203	0.00%
Lowe's Cos, Inc.	USD200,000	3.13%	15/9/2024	192,161	0.00%
United Parcel Service, Inc.	USD200,000	2.80%	15/11/2024	192,139	0.00%
Ford Motor Credit Co. LLC	USD200,000	4.25%	20/9/2022	192,127	0.00%
Alexandria Real Estate Equities, Inc.	USD200,000	3.95%	15/1/2028	192,107	0.00%
Boston Properties LP	USD190,000	4.13%	15/5/2021	192,069	0.00%
Ford Motor Credit Co. LLC	USD200,000	2.34%	2/11/2020	192,066	0.00%
Metropolitan Life Global Funding I	USD200,000	2.65%	8/4/2022	192,058	0.00%
American Express Co.	USD200,000	3.00%	30/10/2024	192,051	0.00%
Comcast Corp.	USD225,000	3.20%	15/7/2036	192,039	0.00%
Duke Energy Corp.	USD200,000	2.40%	15/8/2022	191,874	0.00%
Government National Mortgage Association	USD183,572	4.50%	20/1/2045	191,790	0.00%
Government National Mortgage Association	USD180,323	5.00%	20/11/2039	191,762	0.00%
General Motors Co.	USD210,000	5.95%	1/4/2049	191,741	0.00%
Booking Holdings, Inc.	USD200,000	3.60%	1/6/2026	191,730	0.00%
Federal National Mortgage Association	USD190,398	3.50%	1/10/2042	191,688	0.00%
Government National Mortgage Association	USD180,834	5.00%	20/6/2041	191,631	0.00%
Chicago Transit Authority	USD150,000	6.90%	1/12/2040	191,623	0.00%
NiSource, Inc.	USD200,000	3.49%	15/5/2027	191,618	0.00%
Federal National Mortgage Association	USD194,845	3.00%	1/1/2043	191,452	0.00%
CenterPoint Energy, Inc.	USD200,000	2.50%	1/9/2022	191,399	0.00%
Valero Energy Corp.	USD200,000	3.65%	15/3/2025	191,341	0.00%
BlackRock, Inc.	EUR165,000	1.25%	6/5/2025	191,328	0.00%
Vulcan Materials Co.	USD225,000	4.50%	15/6/2047	191,288	0.00%
Philip Morris International, Inc.	USD225,000	3.88%	21/8/2042	191,282	0.00%
Bunge Ltd. Finance Corp.	USD200,000	3.00%	25/9/2022	191,272	0.00%
Apple, Inc.	EUR156,000	2.00%	17/9/2027	191,235	0.00%
Federal National Mortgage Association	USD189,919	3.50%	1/11/2042	191,204	0.00%
Cisco Systems, Inc.	USD200,000	2.95%	28/2/2026	191,178	0.00%

元本

利率

償還日

公正価格
(米ドル)純資産総額
比率

Campbell Soup Co.	USD225,000	4.80%	15/3/2048	191,161	0.00%
American International Group, Inc.	USD175,000	6.25%	1/5/2036	191,156	0.00%
AT&T, Inc.	USD225,000	4.30%	15/12/2042	191,126	0.00%
Dover Corp.	USD200,000	3.15%	15/11/2025	190,964	0.00%
Government National Mortgage Association	USD189,591	3.00%	20/5/2027	190,897	0.00%
Federal National Mortgage Association	USD183,231	4.50%	1/1/2044	190,799	0.00%
Federal National Mortgage Association	USD177,800	5.50%	1/11/2033	190,744	0.00%
Government National Mortgage Association	USD181,450	4.50%	20/7/2040	190,643	0.00%
Government National Mortgage Association	USD184,798	4.00%	20/6/2041	190,527	0.00%
Starbucks Corp.	USD200,000	3.50%	1/3/2028	190,521	0.00%
Providence St Joseph Health Obligated Group	USD200,000	3.93%	1/10/2048	190,507	0.00%
Concho Resources, Inc.	USD200,000	4.85%	15/8/2048	190,500	0.00%
Federal National Mortgage Association^	USD200,000	2.45%	25/9/2026	190,434	0.00%
General Dynamics Corp.	USD200,000	3.60%	15/11/2042	190,318	0.00%
JP Morgan Chase Commercial Mortgage Securities Trust 2016	USD200,000	2.87%	15/8/2049	190,288	0.00%
McCormick & Co., Inc.	USD200,000	4.20%	15/8/2047	190,275	0.00%
Life Storage LP	USD200,000	3.88%	15/12/2027	190,077	0.00%
American Express Co.	USD200,000	4.05%	3/12/2042	189,963	0.00%
New York Life Global Funding	USD200,000	3.00%	10/1/2028	189,848	0.00%
Government National Mortgage Association	USD183,484	4.50%	20/11/2047	189,812	0.00%
Federal Home Loan Mortgage Corp.	USD187,329	3.50%	1/4/2032	189,650	0.00%
Waste Management, Inc.	USD200,000	3.15%	15/11/2027	189,620	0.00%
Healthcare Trust of America Holdings LP	USD200,000	3.75%	1/7/2027	189,558	0.00%
Federal National Mortgage Association^	USD200,000	2.37%	25/7/2026	189,548	0.00%
Federal Home Loan Mortgage Corp.	USD187,478	3.50%	1/3/2042	189,012	0.00%
Government National Mortgage Association	USD182,940	4.00%	20/9/2040	188,894	0.00%
Walmart, Inc.	USD170,000	4.88%	8/7/2040	188,875	0.00%
Sempra Energy	USD225,000	4.00%	1/2/2048	188,856	0.00%
Goldman Sachs Group, Inc.	USD200,000	5.15%	22/5/2045	188,779	0.00%
Andeavor Logistics LP/ Tesoro Logistics Finance Corp.	USD200,000	4.25%	1/12/2027	188,750	0.00%
Government National Mortgage Association	USD190,794	3.00%	20/9/2045	188,746	0.00%
Enable Midstream Partners LP	USD200,000	4.95%	15/5/2028	188,578	0.00%
American Water Capital Corp.	USD200,000	4.00%	1/12/2046	188,429	0.00%
Williams Cos, Inc.	USD200,000	3.75%	15/6/2027	187,991	0.00%
Ford Motor Credit Co. LLC	USD200,000	3.22%	9/1/2022	187,990	0.00%
Enbridge Energy Partners LP	USD150,000	7.50%	15/4/2038	187,837	0.00%
Avnet, Inc.	USD185,000	4.88%	1/12/2022	187,801	0.00%
Federal Home Loan Mortgage Corp.	USD179,503	4.50%	1/11/2039	187,621	0.00%
Air Lease Corp.	USD200,000	3.00%	15/9/2023	187,589	0.00%
Sherwin-Williams Co.	USD200,000	3.45%	1/8/2025	187,544	0.00%
CMS Energy Corp.	USD200,000	3.00%	15/5/2026	187,513	0.00%
Honeywell International, Inc.	USD200,000	2.50%	1/11/2026	187,111	0.00%
Cimarex Energy Co.	USD200,000	3.90%	15/5/2027	187,039	0.00%
Colonial Pipeline Co.	USD200,000	4.25%	15/4/2048	187,039	0.00%
Home Depot, Inc.	USD190,000	4.25%	1/4/2046	187,026	0.00%
JPMorgan Chase & Co.	USD200,000	3.63%	1/12/2027	187,018	0.00%
Apache Corp.	USD200,000	4.38%	15/10/2028	186,890	0.00%
NiSource, Inc.	USD200,000	4.38%	15/5/2047	186,868	0.00%

Federal National Mortgage Association	USD184,270	3.50%	1/8/2032	186,794	0.00%
Ventas Realty LP	USD200,000	3.25%	15/10/2026	186,780	0.00%
Charter Communications Operating LLC/ Charter Communications Operating Capital	USD200,000	5.38%	1/4/2038	186,671	0.00%
Crown Castle International Corp.	USD200,000	3.65%	1/9/2027	186,598	0.00%
Senior Housing Properties Trust	USD200,000	4.75%	15/2/2028	186,543	0.00%
Blackstone Holdings Finance Co. LLC	USD200,000	3.15%	2/10/2027	186,480	0.00%
Government National Mortgage Association	USD180,839	4.00%	20/7/2041	186,444	0.00%
Ecolab, Inc.	USD200,000	2.70%	1/11/2026	186,432	0.00%
Plains All American Pipeline LP/PAA Finance Corp.	USD195,000	4.50%	15/12/2026	186,370	0.00%
General Electric Co.	USD200,000	3.38%	11/3/2024	186,270	0.00%
Tyson Foods, Inc.	USD200,000	3.55%	2/6/2027	186,195	0.00%
Duke Energy Florida LLC	USD150,000	6.35%	15/9/2037	186,110	0.00%
Walmart, Inc.	USD200,000	3.63%	15/12/2047	186,109	0.00%
Johnson & Johnson	USD200,000	3.40%	15/1/2038	186,045	0.00%
Laboratory Corp. of America Holdings	USD200,000	4.70%	1/2/2045	185,973	0.00%
AT&T, Inc.	CAD250,000	3.83%	25/11/2020	185,948	0.00%
Florida Power & Light Co.	USD150,000	5.95%	1/2/2038	185,772	0.00%
Blackstone Holdings Finance Co. LLC	USD200,000	4.45%	15/7/2045	185,769	0.00%
Federal National Mortgage Association	USD177,577	4.50%	1/3/2040	185,581	0.00%

	元本	利率	償還日	公正価格 (米ドル)	純資産総額 比率
US Treasury Note	USD191,000	1.50%	31/1/2022	185,568	0.00%
General Electric Co.	USD200,000	3.45%	15/5/2024	185,487	0.00%
CNA Financial Corp.	USD200,000	3.45%	15/8/2027	185,141	0.00%
Federal National Mortgage Association	USD184,963	3.00%	1/12/2028	185,100	0.00%
Blackstone Holdings Finance Co. LLC	USD215,000	4.00%	2/10/2047	184,996	0.00%
Federal National Mortgage Association	USD170,975	6.00%	1/9/2037	184,928	0.00%
Walmart, Inc.	USD170,000	4.75%	2/10/2043	184,741	0.00%
Entergy Corp.	USD200,000	2.95%	1/9/2026	184,554	0.00%
Zoetis, Inc.	USD200,000	3.95%	12/9/2047	184,370	0.00%
Thermo Fisher Scientific, Inc.	USD200,000	4.10%	15/8/2047	184,356	0.00%
Dominion Energy, Inc.	USD200,000	2.85%	15/8/2026	184,326	0.00%
Expedia Group, Inc.	USD200,000	3.80%	15/2/2028	184,166	0.00%
Health & Educational Facilities Authority of the State of Missouri	USD195,000	3.65%	15/8/2057	184,100	0.00%
Johnson & Johnson	USD200,000	3.50%	15/1/2048	184,086	0.00%
Federal Home Loan Mortgage Corp.	USD178,787	4.00%	1/5/2042	183,847	0.00%
Federal Home Loan Mortgage Corp.	USD183,959	3.00%	1/10/2028	183,758	0.00%
American International Group, Inc.	USD175,000	6.40%	15/12/2020	183,604	0.00%
Federal National Mortgage Association	USD183,461	3.50%	1/9/2046	183,482	0.00%
Federal National Mortgage Association	USD183,787	3.00%	1/10/2030	183,471	0.00%
Kellogg Co.	USD185,000	3.25%	14/5/2021	183,461	0.00%
Westlake Chemical Corp.	USD200,000	3.60%	15/8/2026	183,199	0.00%
Crane Co.	USD200,000	4.20%	15/3/2048	183,178	0.00%
Valero Energy Corp.	USD200,000	3.40%	15/9/2026	183,160	0.00%
PepsiCo, Inc.	USD175,000	4.45%	14/4/2046	183,113	0.00%
Ford Motor Credit Co. LLC	USD200,000	3.81%	9/1/2024	182,865	0.00%

General Electric Co.	USD180,000	5.55%	4/5/2020	182,856	0.00%
Apple, Inc.	EUR153,000	1.63%	10/11/2026	182,819	0.00%
Kimco Realty Corp.	USD200,000	4.45%	1/9/2047	182,738	0.00%
Federal National Mortgage Association	USD180,824	3.50%	1/12/2035	182,685	0.00%
Marathon Oil Corp.	USD200,000	5.20%	1/6/2045	182,657	0.00%
Northrop Grumman Corp.	USD200,000	4.03%	15/10/2047	182,469	0.00%
Federal National Mortgage Association	USD180,988	3.50%	1/4/2042	182,465	0.00%
Government National Mortgage Association	USD172,442	5.00%	15/7/2040	182,282	0.00%
Intel Corp.	USD195,000	2.60%	19/5/2026	182,267	0.00%
Bank of New York Mellon Corp.	USD200,000	3.00%	30/10/2028	182,233	0.00%
University of Southern California	USD200,000	3.03%	1/10/2039	181,902	0.00%
Cardinal Health, Inc.	USD200,000	3.41%	15/6/2027	181,834	0.00%
Marsh & McLennan Cos, Inc.	USD200,000	4.20%	1/3/2048	181,817	0.00%
Dominion Energy, Inc.	USD200,000	4.05%	15/9/2042	181,771	0.00%
Federal National Mortgage Association	USD176,649	4.00%	1/10/2040	181,676	0.00%
AbbVie, Inc.	USD200,000	4.30%	14/5/2036	181,407	0.00%
General Motors Co.	USD200,000	4.20%	1/10/2027	181,252	0.00%
Kellogg Co.	USD200,000	4.50%	1/4/2046	181,230	0.00%
Cardinal Health, Inc.	USD200,000	4.90%	15/9/2045	181,123	0.00%
Boston Properties LP	USD175,000	5.63%	15/11/2020	181,078	0.00%
Visa, Inc.	USD175,000	4.15%	14/12/2035	180,964	0.00%
Federal National Mortgage Association	USD176,569	4.00%	1/11/2046	180,848	0.00%
Lowe ' s Cos, Inc.	USD200,000	4.38%	15/9/2045	180,833	0.00%
Federal National Mortgage Association	USD175,754	4.00%	1/12/2040	180,571	0.00%
University of California	USD150,000	5.77%	15/5/2043	180,482	0.00%
Oracle Corp.	USD150,000	6.13%	8/7/2039	180,305	0.00%
Ford Motor Credit Co. LLC	USD200,000	4.13%	4/8/2025	180,057	0.00%
Kimco Realty Corp.	USD200,000	2.80%	1/10/2026	179,966	0.00%
US Bancorp	USD175,000	3.95%	17/11/2025	179,849	0.00%
Archer-Daniels-Midland Co.	USD175,000	4.50%	15/3/2049	179,667	0.00%
Crane Co.	USD175,000	4.45%	15/12/2023	179,467	0.00%
Commonwealth of Massachusetts	USD175,000	4.20%	1/12/2021	179,267	0.00%
Federal National Mortgage Association	USD183,773	3.00%	1/12/2042	179,266	0.00%
Federal National Mortgage Association	USD175,552	4.00%	1/9/2044	179,263	0.00%
Ingersoll-Rand Global Holding Co., Ltd.	USD175,000	4.25%	15/6/2023	179,217	0.00%
Banc of America Commercial Mortgage Trust 2017	USD180,000	3.57%	15/2/2050	179,138	0.00%
Archer-Daniels-Midland Co.	USD200,000	3.75%	15/9/2047	179,106	0.00%
Whirlpool Corp.	USD175,000	4.70%	1/6/2022	179,101	0.00%
Walgreens Boots Alliance, Inc.	USD200,000	4.65%	1/6/2046	179,088	0.00%
American International Group, Inc.	USD200,000	4.50%	16/7/2044	178,877	0.00%
Nissan Auto Lease Trust 2017	USD180,000	2.05%	15/9/2020	178,771	0.00%
Citigroup, Inc.	USD150,000	6.68%	13/9/2043	178,734	0.00%
Federal National Mortgage Association	USD180,764	3.00%	1/4/2032	178,629	0.00%
	元本	利率	償還日	公正価格 (米ドル)	純資産総額 比率
Lincoln National Corp.	USD150,000	6.30%	9/10/2037	178,574	0.00%
Noble Energy, Inc.	USD200,000	5.25%	15/11/2043	178,542	0.00%
Caterpillar, Inc.	USD175,000	3.90%	27/5/2021	178,092	0.00%

Plains All American Pipeline LP/PAA Finance Corp.	USD190,000	3.60%	1/11/2024	178,079	0.00%
CSX Corp.	USD150,000	6.15%	1/5/2037	177,932	0.00%
Amgen, Inc.	EUR150,000	2.00%	25/2/2026	177,795	0.00%
Bay Area Toll Authority	USD125,000	6.91%	1/10/2050	177,682	0.00%
County of Miami-Dade FL Aviation Revenue	USD175,000	4.28%	1/10/2041	177,014	0.00%
Government National Mortgage Association	USD166,801	5.00%	20/5/2039	176,770	0.00%
Federal National Mortgage Association	USD169,137	4.50%	1/7/2041	176,735	0.00%
Federal Home Loan Mortgage Corp.	USD166,834	5.00%	1/3/2038	176,511	0.00%
Federal National Mortgage Association	USD172,949	4.00%	1/1/2045	176,496	0.00%
Pfizer, Inc.	USD175,000	4.10%	15/9/2038	176,319	0.00%
Federal National Mortgage Association	USD176,174	3.00%	1/2/2029	176,305	0.00%
Federal Home Loan Mortgage Corp.	USD169,895	4.50%	1/5/2046	176,190	0.00%
Xcel Energy, Inc.	USD175,000	4.00%	15/6/2028	176,149	0.00%
International Business Machines Corp.	USD150,000	5.88%	29/11/2032	175,976	0.00%
Total System Services, Inc.	USD175,000	4.80%	1/4/2026	175,881	0.00%
Intercontinental Exchange, Inc.	USD175,000	3.45%	21/9/2023	175,879	0.00%
Tyson Foods, Inc.	USD200,000	4.55%	2/6/2047	175,865	0.00%
McKesson Corp.	USD175,000	3.65%	30/11/2020	175,798	0.00%
NiSource, Inc.	USD200,000	3.95%	30/3/2048	175,676	0.00%
BB&T Corp.	USD175,000	3.20%	3/9/2021	175,581	0.00%
BB&T Corp.	USD175,000	3.70%	5/6/2025	175,455	0.00%
Cargill, Inc.	USD175,000	3.05%	19/4/2021	175,384	0.00%
Walmart, Inc.	GBP100,000	5.25%	28/9/2035	175,323	0.00%
Intercontinental Exchange, Inc.	USD175,000	3.75%	21/9/2028	175,163	0.00%
IBM Credit LLC	USD175,000	3.60%	30/11/2021	175,162	0.00%
Assurant, Inc.	USD175,000	4.90%	27/3/2028	175,039	0.00%
Total System Services, Inc.	USD175,000	3.80%	1/4/2021	175,000	0.00%
Fidelity National Information Services, Inc.	GBP140,000	1.70%	30/6/2022	174,995	0.00%
Federal National Mortgage Association	USD179,354	3.00%	1/8/2046	174,949	0.00%
21st Century Fox America, Inc.	USD150,000	5.40%	1/10/2043	174,949	0.00%
Colgate-Palmolive Co.	USD175,000	4.00%	15/8/2045	174,888	0.00%
Entergy Louisiana LLC	USD175,000	4.00%	15/3/2033	174,879	0.00%
USAA Capital Corp.	USD175,000	3.00%	1/7/2020	174,797	0.00%
UBS Commercial Mortgage Trust 2018	USD175,000	3.72%	15/2/2051	174,738	0.00%
DXC Technology Co.	USD175,000	4.75%	15/4/2027	174,680	0.00%
Warner Media LLC	USD175,000	4.05%	15/12/2023	174,626	0.00%
PSEG Power LLC	USD175,000	3.85%	1/6/2023	174,589	0.00%
Federal National Mortgage Association	USD167,014	4.50%	1/2/2041	174,500	0.00%
Federal Farm Credit Banks	USD175,000	2.38%	27/3/2020	174,488	0.00%
Delta Air Lines, Inc.	USD175,000	2.88%	13/3/2020	174,476	0.00%
Schlumberger Investment SA	USD180,000	2.40%	1/8/2022	174,456	0.00%
FedEx Corp.	USD200,000	4.10%	1/2/2045	174,429	0.00%
Oncor Electric Delivery Co. LLC	USD150,000	5.30%	1/6/2042	174,412	0.00%
DXC Technology Co.	USD175,000	2.88%	27/3/2020	174,334	0.00%
Government National Mortgage Association	USD173,007	3.50%	20/2/2044	174,322	0.00%
Walmart, Inc.	USD175,000	3.95%	28/6/2038	174,205	0.00%
AmerisourceBergen Corp.	USD200,000	4.30%	15/12/2047	174,188	0.00%
Fifth Third Bancorp	USD175,000	3.95%	14/3/2028	174,091	0.00%
Dominion Energy, Inc. ^	USD175,000	5.75%	1/10/2054	174,004	0.00%

Equifax, Inc.	USD175,000	3.60%	15/8/2021	173,956	0.00%
Federal National Mortgage Association	USD166,564	4.50%	1/3/2046	173,908	0.00%
Southern Co. Gas Capital Corp.	USD200,000	3.95%	1/10/2046	173,771	0.00%
Devon Energy Corp.	USD200,000	4.75%	15/5/2042	173,740	0.00%
Federal National Mortgage Association^	USD175,000	2.92%	25/10/2025	173,677	0.00%
Interpublic Group of Cos, Inc.	USD175,000	4.20%	15/4/2024	173,618	0.00%
CVS Health Corp.	USD175,000	5.30%	5/12/2043	173,613	0.00%
Bunge Ltd. Finance Corp.	USD200,000	3.25%	15/8/2026	173,475	0.00%
Discover Bank	USD175,000	3.10%	4/6/2020	173,352	0.00%
Federal National Mortgage Association	USD169,621	4.00%	1/1/2041	173,195	0.00%
JPMorgan Chase & Co.	EUR150,000	1.50%	29/10/2026	173,107	0.00%
Federal Home Loan Mortgage Corp.	USD159,135	6.00%	1/12/2036	173,030	0.00%
Citizens Bank NA	USD175,000	2.25%	2/3/2020	172,981	0.00%
Government National Mortgage Association	USD163,460	5.00%	15/11/2034	172,951	0.00%
Welltower, Inc.	USD175,000	4.25%	15/4/2028	172,929	0.00%
Branch Banking & Trust Co.	USD175,000	2.25%	1/6/2020	172,920	0.00%

	元本	利率	償還日	公正価格 (米ドル)	純資産総額 比率
Federal Home Loan Mortgage Corp.	USD160,741	5.50%	1/7/2037	172,902	0.00%
Intel Corp.	USD175,000	1.85%	11/5/2020	172,870	0.00%
Tapestry, Inc.	USD180,000	4.25%	1/4/2025	172,861	0.00%
Equifax, Inc.	USD175,000	3.95%	15/6/2023	172,834	0.00%
Appalachian Power Co.	USD175,000	4.45%	1/6/2045	172,827	0.00%
General Motors Co.	USD200,000	5.15%	1/4/2038	172,789	0.00%
Motorola Solutions, Inc.	USD175,000	3.75%	15/5/2022	172,719	0.00%
Amgen, Inc.	USD175,000	2.20%	11/5/2020	172,693	0.00%
Amgen, Inc.	USD175,000	2.13%	1/5/2020	172,682	0.00%
Federal National Mortgage Association	USD160,890	5.50%	1/11/2033	172,601	0.00%
Federal National Mortgage Association	USD169,279	4.00%	1/8/2046	172,593	0.00%
World Financial Network Credit Card Master Trust	USD175,000	2.31%	15/8/2024	172,577	0.00%
Jackson National Life Global Funding	USD175,000	2.60%	9/12/2020	172,563	0.00%
State of California	USD125,000	7.35%	1/11/2039	172,561	0.00%
General Motors Financial Co., Inc.	USD175,000	3.55%	9/4/2021	172,300	0.00%
General Motors Co.	USD200,000	5.40%	1/4/2048	172,102	0.00%
Thermo Fisher Scientific, Inc.	USD175,000	3.65%	15/12/2025	172,084	0.00%
Intercontinental Exchange, Inc.	USD175,000	4.25%	21/9/2048	171,869	0.00%
American Water Capital Corp.	USD175,000	4.20%	1/9/2048	171,758	0.00%
Mylan NV	USD175,000	3.15%	15/6/2021	171,728	0.00%
Zimmer Biomet Holdings, Inc.	USD175,000	3.70%	19/3/2023	171,727	0.00%
Synchrony Credit Card Master Note Trust	USD175,000	2.62%	15/10/2025	171,716	0.00%
Delta Air Lines, Inc.	USD175,000	3.63%	15/3/2022	171,654	0.00%
Applied Materials, Inc.	USD175,000	4.35%	1/4/2047	171,616	0.00%
Citibank Credit Card Issuance Trust	USD175,000	2.19%	20/11/2023	171,529	0.00%
Federal National Mortgage Association	USD175,673	3.00%	1/9/2046	171,360	0.00%
NBCUniversal Media LLC	USD175,000	2.88%	15/1/2023	171,254	0.00%
Aviation Capital Group LLC	USD175,000	3.88%	1/5/2023	171,219	0.00%
Walt Disney Co.	USD175,000	2.45%	4/3/2022	171,185	0.00%
Valero Energy Corp.	USD175,000	4.35%	1/6/2028	171,081	0.00%

Analog Devices, Inc.	USD180,000	3.50%	5/12/2026	171,042	0.00%
Virginia Electric & Power Co.	USD175,000	2.75%	15/3/2023	170,861	0.00%
Tennessee Valley Authority	USD150,000	4.25%	15/9/2065	170,807	0.00%
Amgen, Inc.	USD175,000	2.65%	11/5/2022	170,770	0.00%
Mylan, Inc.	USD175,000	4.20%	29/11/2023	170,692	0.00%
Federal National Mortgage Association	USD170,755	3.00%	1/9/2030	170,461	0.00%
Boeing Co.	USD150,000	8.75%	15/8/2021	170,287	0.00%
Tennessee Valley Authority	USD125,000	5.38%	1/4/2056	170,280	0.00%
Oracle Corp.	USD175,000	2.63%	15/2/2023	170,170	0.00%
City of Hope	USD175,000	4.38%	15/8/2048	169,742	0.00%
MPLX LP	USD175,000	5.50%	15/2/2049	169,728	0.00%
FirstEnergy Transmission LLC	USD167,000	4.35%	15/1/2025	169,424	0.00%
Federal National Mortgage Association	USD162,782	4.50%	1/6/2044	169,308	0.00%
Verizon Communications, Inc.	USD175,000	2.45%	1/11/2022	169,273	0.00%
United Airlines 2015-1 Class AA Pass Through Trust	USD175,824	3.45%	1/12/2027	169,272	0.00%
Federal Home Loan Mortgage Corp.	USD165,653	4.00%	1/10/2044	169,022	0.00%
International Paper Co.	USD153,000	7.50%	15/8/2021	168,979	0.00%
Federal National Mortgage Association	USD167,239	3.50%	1/6/2037	168,863	0.00%
Federal National Mortgage Association	USD166,655	3.50%	1/2/2034	168,835	0.00%
Federal National Mortgage Association	USD165,488	3.50%	1/10/2031	168,753	0.00%
AvalonBay Communities, Inc.	USD175,000	3.35%	15/5/2027	168,713	0.00%
Federal National Mortgage Association	USD162,959	4.50%	1/10/2047	168,707	0.00%
Federal Home Loan Mortgage Corp.	USD167,337	3.50%	1/2/2042	168,705	0.00%
Federal National Mortgage Association	USD157,116	6.00%	1/4/2035	168,663	0.00%
Federal National Mortgage Association^	USD175,000	2.90%	25/1/2028	168,570	0.00%
Johnson & Johnson	USD175,000	3.63%	3/3/2037	168,468	0.00%
CME Group, Inc.	USD165,000	4.15%	15/6/2048	168,437	0.00%
Conoco Funding Co.	USD130,000	7.25%	15/10/2031	168,359	0.00%
Crown Castle International Corp.	USD175,000	3.15%	15/7/2023	168,269	0.00%
Federal National Mortgage Association	USD167,416	3.50%	1/8/2044	168,107	0.00%
Comcast Corp.	USD142,000	6.40%	15/5/2038	168,075	0.00%
Johnson & Johnson	USD175,000	2.95%	3/3/2027	168,017	0.00%
Federal National Mortgage Association	USD164,633	4.00%	1/11/2045	168,013	0.00%
Ford Motor Credit Co. LLC	USD200,000	3.82%	2/11/2027	167,831	0.00%
Philip Morris International, Inc.	USD175,000	2.50%	22/8/2022	167,753	0.00%
Government National Mortgage Association	USD157,709	6.00%	20/10/2038	167,629	0.00%
Dominion Energy, Inc.	USD150,000	5.95%	15/6/2035	167,446	0.00%
Keurig Dr Pepper, Inc.	USD175,000	5.09%	25/5/2048	167,389	0.00%

	元本	利率	償還日	公正価格 (米ドル)	純資産総額 比率
Federal National Mortgage Association	USD163,859	4.00%	1/9/2046	167,272	0.00%
Enterprise Products Operating LLC^	USD200,000	5.25%	16/8/2077	167,214	0.00%
Federal National Mortgage Association	USD171,336	3.00%	1/10/2046	167,130	0.00%
Government National Mortgage Association	USD161,895	4.00%	20/7/2043	167,116	0.00%
Federal National Mortgage Association	USD160,228	4.50%	1/3/2034	167,049	0.00%
Energy Transfer Operating LP	USD150,000	7.50%	1/7/2038	166,966	0.00%
Boston Properties LP	USD175,000	3.20%	15/1/2025	166,962	0.00%
Federal Home Loan Mortgage Corp.	USD169,300	2.49%	25/11/2024	166,852	0.00%

Ecolab, Inc.	USD162,000	4.35%	8/12/2021	166,807	0.00%
Federal National Mortgage Association^	USD175,000	2.42%	25/10/2026	166,721	0.00%
Northwell Healthcare, Inc.	USD175,000	4.26%	1/11/2047	166,593	0.00%
Smithfield Foods, Inc.	USD175,000	3.35%	1/2/2022	166,479	0.00%
General Motors Financial Co., Inc.	USD175,000	4.35%	9/4/2025	166,455	0.00%
Federal National Mortgage Association	USD170,384	3.00%	1/9/2042	166,212	0.00%
Sysco Corp.	USD175,000	4.50%	1/4/2046	166,195	0.00%
Western Gas Partners LP	USD175,000	4.75%	15/8/2028	166,090	0.00%
Dover Corp.	USD150,000	5.38%	1/3/2041	165,955	0.00%
Citrix Systems, Inc.	USD175,000	4.50%	1/12/2027	165,812	0.00%
US Treasury Note	USD170,000	1.38%	30/4/2021	165,777	0.00%
Government National Mortgage Association	USD163,757	3.50%	15/11/2041	165,302	0.00%
Federal Home Loan Mortgage Corp.	USD169,292	3.00%	1/10/2042	165,228	0.00%
Connecticut Light & Power Co.	USD170,000	2.50%	15/1/2023	165,104	0.00%
Liberty Mutual Insurance Co.	USD125,000	7.70%	15/10/2097	165,032	0.00%
Intel Corp.	USD170,000	2.88%	11/5/2024	165,027	0.00%
Government National Mortgage Association	USD154,996	5.00%	20/5/2040	164,825	0.00%
Ford Motor Credit Co. LLC	USD175,000	3.34%	28/3/2022	164,695	0.00%
Amazon.com, Inc.	USD150,000	5.20%	3/12/2025	164,500	0.00%
Federal National Mortgage Association	USD153,334	5.50%	1/2/2037	164,459	0.00%
Texas Eastern Transmission LP	USD190,000	4.15%	15/1/2048	164,073	0.00%
American Campus Communities Operating Partnership LP	USD175,000	3.63%	15/11/2027	163,948	0.00%
Government National Mortgage Association	USD159,136	4.00%	15/1/2041	163,625	0.00%
Federal Home Loan Mortgage Corp.	USD166,534	3.00%	1/9/2042	163,558	0.00%
General Electric Co.	USD200,000	4.50%	11/3/2044	163,478	0.00%
Packaging Corp. of America	USD175,000	3.40%	15/12/2027	163,448	0.00%
Mylan, Inc.	USD175,000	4.55%	15/4/2028	163,437	0.00%
Federal National Mortgage Association	USD166,316	3.00%	1/8/2042	163,418	0.00%
General Dynamics Corp.	USD175,000	1.88%	15/8/2023	163,271	0.00%
Federal National Mortgage Association	USD156,438	4.50%	1/8/2044	163,173	0.00%
Eaton Corp.	USD175,000	4.15%	2/11/2042	163,162	0.00%
Federal Home Loan Mortgage Corp.	USD158,431	4.00%	1/9/2040	162,915	0.00%
Devon Financing Co. LLC	USD135,000	7.88%	30/9/2031	162,885	0.00%
Federal National Mortgage Association	USD156,006	4.50%	1/3/2034	162,640	0.00%
Honeywell International, Inc.	EUR130,000	2.25%	22/2/2028	162,114	0.00%
Camden Property Trust	USD160,000	4.10%	15/10/2028	161,974	0.00%
Altria Group, Inc.	USD200,000	4.25%	9/8/2042	161,868	0.00%
Federal Home Loan Mortgage Corp.	USD154,445	4.50%	1/5/2039	161,530	0.00%
Anheuser-Busch InBev Worldwide, Inc.	USD125,000	8.20%	15/1/2039	161,083	0.00%
GATX Corp.	USD175,000	3.50%	15/3/2028	160,857	0.00%
Princeton University	USD125,000	5.70%	1/3/2039	160,695	0.00%
Federal Home Loan Mortgage Corp.	USD159,175	3.50%	1/6/2036	160,426	0.00%
Federal National Mortgage Association	USD154,008	4.50%	1/1/2044	160,382	0.00%
Johnson & Johnson	USD150,000	4.38%	5/12/2033	159,822	0.00%
Federal National Mortgage Association	USD148,797	5.50%	1/9/2034	159,624	0.00%
Eaton Capital Unlimited Co.	EUR141,000	0.75%	20/9/2024	159,486	0.00%
Federal National Mortgage Association	USD157,790	3.50%	1/12/2041	159,078	0.00%
Federal National Mortgage Association	USD148,252	5.50%	1/6/2033	159,037	0.00%
Puget Sound Energy, Inc.	USD125,000	6.27%	15/3/2037	158,843	0.00%

有価証券届出書（内国投資信託受益証券）

Federal Home Loan Mortgage Corp.	USD160,000	3.12%	25/6/2027	158,810	0.00%
Federal National Mortgage Association	USD158,327	3.00%	1/3/2027	158,640	0.00%
US Treasury Bond	USD125,000	7.50%	15/11/2024	158,418	0.00%
Northern States Power Co.	USD125,000	6.20%	1/7/2037	158,219	0.00%
ERAC USA Finance LLC	USD145,000	5.63%	15/3/2042	157,272	0.00%
CMS Energy Corp.	USD150,000	4.88%	1/3/2044	157,232	0.00%
Federal Home Loan Mortgage Corp.	USD149,805	5.00%	1/5/2040	157,141	0.00%
Federal National Mortgage Association	USD156,813	3.50%	1/12/2044	157,025	0.00%
US Treasury Note	USD159,000	1.75%	31/10/2020	156,814	0.00%
Moody ' s Corp.	USD150,000	4.88%	15/2/2024	156,734	0.00%
Sunoco Logistics Partners Operations LP	USD175,000	5.35%	15/5/2045	156,659	0.00%

	元本	利率	償還日	公正価格 (米ドル)	純資産総額 比率
Federal National Mortgage Association	USD158,514	3.00%	1/9/2033	156,592	0.00%
Federal Home Loan Mortgage Corp.	USD150,000	3.85%	25/6/2028	156,568	0.00%
Federal Home Loan Mortgage Corp.	USD152,227	4.00%	1/2/2041	156,533	0.00%
Travelers Cos, Inc.	USD150,000	4.60%	1/8/2043	156,463	0.00%
BANK 2018 ^	USD150,000	4.26%	15/5/2061	156,058	0.00%
Government National Mortgage Association	USD154,935	3.00%	20/6/2027	156,002	0.00%
Halliburton Co.	USD125,000	7.45%	15/9/2039	155,997	0.00%
Crown Castle International Corp.	USD150,000	5.25%	15/1/2023	155,911	0.00%
Wyeth LLC	USD125,000	6.50%	1/2/2034	155,851	0.00%
Motorola Solutions, Inc.	USD160,000	4.00%	1/9/2024	155,738	0.00%
Federal Home Loan Mortgage Corp.	USD152,232	4.00%	1/6/2024	155,730	0.00%
Wells Fargo & Co.	GBP100,000	4.63%	2/11/2035	155,608	0.00%
Estee Lauder Cos, Inc.	USD150,000	4.38%	15/6/2045	155,540	0.00%
Walgreens Boots Alliance, Inc.	GBP120,000	2.88%	20/11/2020	155,495	0.00%
Norfolk Southern Corp.	USD150,000	4.65%	15/1/2046	155,452	0.00%
Federal Home Loan Mortgage Corp.	USD152,550	4.50%	1/10/2024	155,450	0.00%
Lowe ' s Cos, Inc.	USD175,000	2.50%	15/4/2026	155,414	0.00%
Travelers Cos, Inc.	USD125,000	6.25%	15/6/2037	155,210	0.00%
Consumers Energy Co.	USD150,000	4.35%	15/4/2049	154,857	0.00%
Kinder Morgan Energy Partners LP	USD150,000	5.00%	1/10/2021	154,486	0.00%
Allergan Sales LLC	USD150,000	5.00%	15/12/2021	154,388	0.00%
Government National Mortgage Association	USD150,745	4.00%	20/6/2046	154,385	0.00%
ERAC USA Finance LLC	USD175,000	4.20%	1/11/2046	154,232	0.00%
Johns Hopkins University	USD150,000	4.08%	1/7/2053	154,165	0.00%
Cargill, Inc.	USD145,000	4.76%	23/11/2045	154,126	0.00%
Federal National Mortgage Association	USD143,530	6.00%	1/8/2034	154,099	0.00%
Berkshire Hathaway Finance Corp.	USD150,000	4.25%	15/1/2021	154,095	0.00%
Welltower, Inc.	USD150,000	4.50%	15/1/2024	153,883	0.00%
Host Hotels & Resorts LP	USD150,000	4.75%	1/3/2023	153,873	0.00%
Aflac, Inc.	USD150,000	4.75%	15/1/2049	153,623	0.00%
Boston Scientific Corp.	USD150,000	6.00%	15/1/2020	153,525	0.00%
Appalachian Power Co.	USD150,000	4.60%	30/3/2021	153,523	0.00%
Arizona Public Service Co.	USD150,000	4.50%	1/4/2042	153,464	0.00%
Morgan Stanley	USD125,000	6.38%	24/7/2042	153,458	0.00%
Pfizer, Inc.	USD150,000	4.30%	15/6/2043	153,346	0.00%

Penske Truck Leasing Co. LP/PTL Finance Corp.	USD155,000	4.13%	1/8/2023	153,288	0.00%
Noble Energy, Inc.	USD175,000	4.95%	15/8/2047	153,218	0.00%
BENCHMARK 2018^	USD150,000	4.31%	15/7/2051	153,078	0.00%
Amgen, Inc.	GBP100,000	5.50%	7/12/2026	153,073	0.00%
Federal Home Loan Mortgage Corp.	USD146,488	4.50%	1/3/2041	153,037	0.00%
21st Century Fox America, Inc.	USD125,000	6.20%	15/12/2034	153,010	0.00%
Western Gas Partners LP	USD175,000	5.50%	15/8/2048	152,918	0.00%
Kraft Heinz Foods Co.	USD150,000	5.38%	10/2/2020	152,864	0.00%
Federal National Mortgage Association	USD141,411	6.00%	1/3/2034	152,741	0.00%
MUFG Americas Holdings Corp.	USD160,000	3.00%	10/2/2025	152,670	0.00%
Torchmark Corp.	USD150,000	4.55%	15/9/2028	152,513	0.00%
American Water Capital Corp.	USD150,000	3.85%	1/3/2024	152,174	0.00%
Westrock Co.	USD150,000	4.65%	15/3/2026	151,932	0.00%
Federal Home Loan Mortgage Corp.	USD146,596	4.50%	1/3/2047	151,842	0.00%
EQT Corp.	USD150,000	4.88%	15/11/2021	151,694	0.00%
UnitedHealth Group, Inc.	USD150,000	3.70%	15/12/2025	151,690	0.00%
Verisk Analytics, Inc.	USD150,000	4.13%	12/9/2022	151,669	0.00%
Federal National Mortgage Association	USD141,241	6.00%	1/3/2036	151,621	0.00%
MetLife, Inc.	USD125,000	6.38%	15/6/2034	151,616	0.00%
Federal National Mortgage Association	USD150,526	3.50%	1/10/2043	151,545	0.00%
Prologis LP	USD150,000	4.38%	15/9/2048	151,343	0.00%
Halliburton Co.	USD165,000	4.50%	15/11/2041	151,281	0.00%
Federal Home Loan Mortgage Corp.^	USD148,181	4.08%	25/11/2020	151,177	0.00%
Constellation Brands, Inc.	USD150,000	3.75%	1/5/2021	151,163	0.00%
Charles Schwab Corp.	USD150,000	3.55%	1/2/2024	151,044	0.00%
Federal Home Loan Mortgage Corp.	USD154,648	3.00%	1/12/2042	151,027	0.00%
Eastman Chemical Co.	USD150,000	3.50%	1/12/2021	150,988	0.00%
Penske Truck Leasing Co. LP/PTL Finance Corp.	USD150,000	4.25%	17/1/2023	150,951	0.00%
UnitedHealth Group, Inc.	USD150,000	3.50%	15/2/2024	150,943	0.00%
CNH Industrial Capital LLC	USD150,000	4.38%	6/11/2020	150,937	0.00%
Capital One Multi-Asset Execution Trust	USD150,000	3.01%	15/2/2024	150,760	0.00%
GLP Capital LP/GLP Financing II, Inc.	USD150,000	4.88%	1/11/2020	150,750	0.00%
Southern Natural Gas Co. LLC/Southern Natural Issuing Corp.	USD150,000	4.40%	15/6/2021	150,663	0.00%
	元本	利率	償還日	公正価格 (米ドル)	純資産総額 比率
Consumers Energy Co.	USD150,000	3.38%	15/8/2023	150,616	0.00%
National Retail Properties, Inc.	USD150,000	4.30%	15/10/2028	150,512	0.00%
Colgate-Palmolive Co.	USD150,000	3.25%	15/3/2024	150,511	0.00%
BENCHMARK 2018-B2 Mortgage Trust	USD150,000	4.08%	15/2/2051	150,505	0.00%
Entergy Corp.	USD150,000	4.00%	15/7/2022	150,500	0.00%
Apache Corp.	USD175,000	4.75%	15/4/2043	150,413	0.00%
Southwestern Electric Power Co.	USD150,000	4.10%	15/9/2028	150,398	0.00%
Precision Castparts Corp.	USD150,000	4.38%	15/6/2045	150,385	0.00%
Federal National Mortgage Association	USD147,359	4.00%	1/12/2044	150,381	0.00%
Drive Auto Receivables Trust 2018	USD150,000	3.63%	15/8/2024	150,327	0.00%
Federal Home Loan Mortgage Corp.	USD146,548	4.00%	1/11/2041	150,303	0.00%

VEREIT Operating Partnership LP	USD150,000	4.63%	1/11/2025	150,239	0.00%
Federal Home Loan Mortgage Corp.	USD150,000	3.35%	25/1/2028	150,200	0.00%
Federal National Mortgage Association	USD146,827	4.00%	1/8/2046	150,158	0.00%
Citigroup Commercial Mortgage Trust 2016	USD150,000	3.62%	10/2/2049	150,136	0.00%
Federal Home Loan Mortgage Corp.	USD146,726	4.00%	1/10/2040	150,032	0.00%
Ford Credit Auto Lease Trust 2018	USD150,000	2.93%	15/6/2021	150,029	0.00%
Federal National Mortgage Association	USD143,586	4.50%	1/6/2041	149,987	0.00%
Connecticut Light & Power Co.	USD150,000	4.15%	1/6/2045	149,975	0.00%
PACCAR Financial Corp.	USD150,000	3.15%	9/8/2021	149,963	0.00%
Republic Services, Inc.	USD150,000	3.55%	1/6/2022	149,959	0.00%
Toyota Auto Receivables 2018-B Owner Trust	USD150,000	2.96%	15/9/2022	149,923	0.00%
Regions Financial Corp.	USD150,000	3.80%	14/8/2023	149,915	0.00%
Kilroy Realty LP	USD150,000	4.38%	1/10/2025	149,896	0.00%
HCP, Inc.	USD150,000	4.00%	1/12/2022	149,792	0.00%
Ford Credit Floorplan Master Owner Trust A	USD150,000	1.76%	15/2/2021	149,763	0.00%
Roper Technologies, Inc.	USD150,000	3.85%	15/12/2025	149,762	0.00%
Allergan, Inc.	USD150,000	3.38%	15/9/2020	149,712	0.00%
Kinder Morgan Energy Partners LP	USD150,000	3.50%	1/3/2021	149,627	0.00%
UBS Commercial Mortgage Trust 2017	USD150,000	3.68%	15/12/2050	149,579	0.00%
Nevada Power Co.	USD150,000	2.75%	15/4/2020	149,546	0.00%
Mastercard, Inc.	USD150,000	3.95%	26/2/2048	149,457	0.00%
UnitedHealth Group, Inc.	USD150,000	2.70%	15/7/2020	149,399	0.00%
Digital Realty Trust LP	USD150,000	3.40%	1/10/2020	149,391	0.00%
Juniper Networks, Inc.	USD150,000	3.30%	15/6/2020	149,368	0.00%
Nissan Auto Receivables 2018-A Owner Trust	USD150,000	2.65%	16/5/2022	149,321	0.00%
Fortune Brands Home & Security, Inc.	USD150,000	4.00%	21/9/2023	149,305	0.00%
GM Financial Automobile Leasing Trust 2018	USD150,000	2.61%	20/1/2021	149,300	0.00%
Molex Electronic Technologies LLC	USD150,000	2.88%	15/4/2020	149,207	0.00%
MPLX LP	USD150,000	4.80%	15/2/2029	149,101	0.00%
CenterPoint Energy Resources Corp.	USD150,000	4.00%	1/4/2028	149,008	0.00%
BB&T Corp.	USD150,000	2.45%	15/1/2020	148,945	0.00%
Chase Issuance Trust	USD150,000	1.37%	15/6/2021	148,933	0.00%
Berkshire Hathaway Finance Corp.	USD125,000	5.75%	15/1/2040	148,884	0.00%
Apache Corp.	USD125,000	7.75%	15/12/2029	148,857	0.00%
Capital One Multi-Asset Execution Trust	USD150,000	1.34%	15/4/2022	148,841	0.00%
DTE Energy Co.	USD150,000	3.70%	1/8/2023	148,826	0.00%
SunTrust Banks, Inc.	USD150,000	2.90%	3/3/2021	148,793	0.00%
Kellogg Co.	USD150,000	4.30%	15/5/2028	148,784	0.00%
Coca-Cola Co.	USD150,000	2.45%	1/11/2020	148,777	0.00%
Wells Fargo Commercial Mortgage Trust 2017	USD150,000	3.58%	15/10/2050	148,664	0.00%
AXA Equitable Holdings, Inc.	USD150,000	3.90%	20/4/2023	148,660	0.00%
Microsoft Corp.	USD150,000	2.65%	3/11/2022	148,657	0.00%
Cigna Holding Co.	USD140,000	5.38%	15/2/2042	148,553	0.00%
Walt Disney Co.	USD150,000	2.75%	16/8/2021	148,540	0.00%
USAA Capital Corp.	USD150,000	2.45%	1/8/2020	148,510	0.00%
Federal Home Loan Mortgage Corp.	USD152,257	3.00%	1/1/2043	148,505	0.00%
Capital One Multi-Asset Execution Trust	USD150,000	1.33%	15/6/2022	148,504	0.00%

Protective Life Global Funding	USD150,000	2.70%	25/11/2020	148,469	0.00%
EQM Midstream Partners LP	USD150,000	6.50%	15/7/2048	148,423	0.00%
Toyota Auto Receivables 2018-A Owner Trust	USD150,000	2.35%	16/5/2022	148,423	0.00%
SSM Health Care Corp.	USD150,000	3.82%	1/6/2027	148,358	0.00%
Sabal Trail Transmission LLC	USD155,000	4.68%	1/5/2038	148,356	0.00%
Capital One Multi-Asset Execution Trust	USD150,000	2.00%	17/1/2023	148,324	0.00%
Discover Card Execution Note Trust	USD150,000	2.19%	17/4/2023	148,274	0.00%
Danaher Corp.	USD150,000	2.40%	15/9/2020	148,271	0.00%
Realty Income Corp.	USD150,000	3.25%	15/10/2022	148,269	0.00%
Kraft Heinz Foods Co.	USD150,000	3.50%	6/6/2022	148,243	0.00%

	元本	利率	償還日	公正価格 (米ドル)	純資産総額 比率
Bunge Ltd. Finance Corp.	USD150,000	4.35%	15/3/2024	148,235	0.00%
Protective Life Global Funding	USD150,000	2.26%	8/4/2020	148,196	0.00%
American Express Credit Corp.	USD150,000	2.38%	26/5/2020	148,179	0.00%
Newell Brands, Inc.	USD154,000	5.38%	1/4/2036	148,148	0.00%
Oshkosh Corp.	USD150,000	4.60%	15/5/2028	148,125	0.00%
Allergan Funding SCS	USD150,000	3.85%	15/6/2024	148,124	0.00%
Celgene Corp.	USD150,000	2.88%	19/2/2021	148,123	0.00%
Metropolitan Life Global Funding I	USD150,000	2.50%	3/12/2020	148,091	0.00%
BANK 2017-BKN ⁹	USD150,000	3.54%	15/11/2054	148,086	0.00%
Westar Energy, Inc.	USD150,000	4.25%	1/12/2045	148,079	0.00%
Federal Home Loan Mortgage Corp.	USD151,757	2.50%	1/3/2032	148,031	0.00%
John Deere Capital Corp.	USD150,000	3.40%	11/9/2025	147,997	0.00%
Kroger Co.	USD150,000	2.95%	1/11/2021	147,995	0.00%
Air Lease Corp.	USD150,000	3.38%	1/6/2021	147,967	0.00%
Commonwealth Financing Authority	USD150,000	3.86%	1/6/2038	147,927	0.00%
Citigroup Commercial Mortgage Trust 2017	USD150,000	3.47%	12/10/2050	147,918	0.00%
Capital One Multi-Asset Execution Trust	USD150,000	2.43%	15/1/2025	147,896	0.00%
Mylan, Inc.	USD175,000	5.20%	15/4/2048	147,888	0.00%
MPLX LP	USD175,000	4.90%	15/4/2058	147,861	0.00%
Welltower, Inc.	USD150,000	4.00%	1/6/2025	147,861	0.00%
City of Chicago IL	USD150,000	6.31%	1/1/2044	147,765	0.00%
Federal National Mortgage Association	USD144,250	4.00%	1/10/2041	147,754	0.00%
Entergy Arkansas LLC	USD150,000	3.50%	1/4/2026	147,672	0.00%
NVR, Inc.	USD150,000	3.95%	15/9/2022	147,671	0.00%
UBS Commercial Mortgage Trust 2017	USD150,000	3.56%	15/10/2050	147,596	0.00%
BANK 2017-BKN ⁸	USD150,000	3.49%	15/11/2050	147,568	0.00%
Starbucks Corp.	USD150,000	2.20%	22/11/2020	147,489	0.00%
Ohio Power Co.	USD150,000	4.15%	1/4/2048	147,473	0.00%
MidAmerican Energy Co.	USD150,000	3.95%	1/8/2047	147,449	0.00%
UnitedHealth Group, Inc.	USD150,000	1.95%	15/10/2020	147,382	0.00%
Delta Air Lines, Inc.	USD150,000	3.80%	19/4/2023	147,381	0.00%
Children's Hospital Corp.	USD150,000	4.12%	1/1/2047	147,337	0.00%
Smithfield Foods, Inc.	USD150,000	2.70%	31/1/2020	147,315	0.00%
United Parcel Service, Inc.	USD150,000	2.05%	1/4/2021	147,217	0.00%
Delta Air Lines, Inc.	USD150,000	2.60%	4/12/2020	147,212	0.00%
Eli Lilly & Co.	USD150,000	2.35%	15/5/2022	147,144	0.00%

Eaton Corp.	USD150,000	4.00%	2/11/2032	147,086	0.00%
UBS Commercial Mortgage Trust 2017	USD150,000	3.49%	15/8/2050	146,964	0.00%
Humana, Inc.	USD150,000	3.95%	15/3/2027	146,945	0.00%
Georgia Power Co.	USD150,000	2.40%	1/4/2021	146,943	0.00%
Federal Home Loan Mortgage Corp.	USD150,000	2.75%	25/1/2026	146,844	0.00%
Federal Home Loan Mortgage Corp.	USD150,000	2.85%	25/1/2026	146,767	0.00%
CSAIL 2017-CX10 Commercial Mortgage Trust ^	USD150,000	3.46%	15/11/2050	146,767	0.00%
Stryker Corp.	USD150,000	3.38%	15/5/2024	146,728	0.00%
GE Capital UK Funding Unlimited Co.	GBP100,000	6.25%	5/5/2038	146,656	0.00%
Cox Communications, Inc.	USD150,000	3.25%	15/12/2022	146,633	0.00%
Aircastle Ltd.	USD150,000	4.40%	25/9/2023	146,625	0.00%
BB&T Corp.	USD150,000	2.15%	1/2/2021	146,542	0.00%
Appalachian Power Co.	USD150,000	3.40%	1/6/2025	146,477	0.00%
Federal National Mortgage Association	USD150,000	2.15%	25/1/2023	146,383	0.00%
Caterpillar Financial Services Corp.	USD150,000	2.40%	6/6/2022	146,383	0.00%
Charles Schwab Corp.	USD150,000	2.65%	25/1/2023	146,362	0.00%
BANK 2017-BKN ⁹	USD150,000	3.28%	15/11/2054	146,361	0.00%
Prologis International Funding II SA	EUR125,000	1.88%	17/4/2025	146,270	0.00%
United Parcel Service, Inc.	USD150,000	2.35%	16/5/2022	146,200	0.00%
Federal National Mortgage Association	USD142,958	4.00%	1/2/2041	146,199	0.00%
Sysco Corp.	USD150,000	3.75%	1/10/2025	146,184	0.00%
Federal Home Loan Mortgage Corp.	USD144,175	3.50%	1/9/2032	146,064	0.00%
Cboe Global Markets, Inc.	USD150,000	3.65%	12/1/2027	146,048	0.00%
Loews Corp.	USD150,000	2.63%	15/5/2023	146,043	0.00%
Federal Home Loan Mortgage Corp.	USD135,743	5.50%	1/1/2039	146,014	0.00%
Federal Home Loan Mortgage Corp.	USD135,690	5.50%	1/12/2039	145,952	0.00%
Government National Mortgage Association	USD138,409	5.50%	20/8/2039	145,887	0.00%
Government National Mortgage Association	USD141,844	4.00%	15/1/2041	145,843	0.00%
Federal Home Loan Mortgage Corp.	USD147,696	3.00%	1/4/2035	145,838	0.00%
Dollar General Corp.	USD150,000	4.13%	1/5/2028	145,568	0.00%
Arizona Public Service Co.	USD150,000	3.15%	15/5/2025	145,553	0.00%
PepsiCo, Inc.	USD135,000	4.60%	17/7/2045	145,540	0.00%

	元本	利率	償還日	公正価格 (米ドル)	純資産総額 比率
Philip Morris International, Inc.	USD150,000	1.88%	25/2/2021	145,519	0.00%
Simon Property Group LP	USD150,000	2.75%	1/6/2023	145,509	0.00%
Federal National Mortgage Association	USD147,193	2.50%	1/11/2027	145,500	0.00%
Raytheon Co.	USD150,000	2.50%	15/12/2022	145,492	0.00%
Federal National Mortgage Association	USD144,818	3.50%	1/3/2041	145,329	0.00%
Constellation Brands, Inc.	USD150,000	3.20%	15/2/2023	145,328	0.00%
Avnet, Inc.	USD150,000	4.63%	15/4/2026	145,292	0.00%
FedEx Corp.	USD150,000	4.95%	17/10/2048	145,203	0.00%
Phillips 66	USD150,000	3.90%	15/3/2028	145,185	0.00%
Bank of America Corp. ^	CAD200,000	3.41%	20/9/2025	145,175	0.00%
NiSource, Inc.	USD150,000	4.80%	15/2/2044	145,085	0.00%
Federal Home Loan Mortgage Corp.	USD143,301	3.50%	1/5/2026	145,072	0.00%
Booking Holdings, Inc.	USD150,000	3.65%	15/3/2025	145,006	0.00%
MetLife, Inc.	USD125,000	5.88%	6/2/2041	144,976	0.00%

Brixmor Operating Partnership LP	USD150,000	3.85%	1/2/2025	144,970	0.00%
Aviation Capital Group LLC	USD150,000	2.88%	20/1/2022	144,960	0.00%
Ukraine Government AID Bonds	USD150,000	1.47%	29/9/2021	144,781	0.00%
Eli Lilly & Co.	USD150,000	3.10%	15/5/2027	144,767	0.00%
Kilroy Realty LP	USD150,000	3.45%	15/12/2024	144,759	0.00%
Marriott International, Inc.	USD150,000	3.75%	15/3/2025	144,626	0.00%
Tyson Foods, Inc.	USD150,000	5.10%	28/9/2048	144,572	0.00%
Federal National Mortgage Association	USD138,484	4.50%	1/5/2031	144,547	0.00%
Public Service Enterprise Group, Inc.	USD150,000	2.65%	15/11/2022	144,539	0.00%
Federal National Mortgage Association	USD141,109	4.00%	1/6/2044	144,481	0.00%
Stryker Corp.	USD150,000	3.65%	7/3/2028	144,473	0.00%
Nasdaq, Inc.	USD150,000	3.85%	30/6/2026	144,434	0.00%
Exxon Mobil Corp.	USD150,000	2.71%	6/3/2025	144,433	0.00%
American Tower Corp.	USD150,000	3.00%	15/6/2023	144,426	0.00%
Exelon Corp.	USD150,000	2.45%	15/4/2021	144,308	0.00%
Johnson & Johnson	USD150,000	2.63%	15/1/2025	144,294	0.00%
Philip Morris International, Inc.	USD150,000	2.38%	17/8/2022	144,264	0.00%
Philip Morris International, Inc.	USD125,000	6.38%	16/5/2038	144,151	0.00%
Duke Energy Carolinas LLC	USD150,000	2.95%	1/12/2026	144,078	0.00%
CD Mortgage Trust 2017	USD144,000	3.63%	10/2/2050	144,049	0.00%
JM Smucker Co.	USD150,000	3.50%	15/3/2025	144,029	0.00%
21st Century Fox America, Inc.	USD100,000	8.15%	17/10/2036	144,023	0.00%
Booking Holdings, Inc.	USD150,000	2.75%	15/3/2023	144,003	0.00%
Fluor Corp.	USD150,000	4.25%	15/9/2028	143,920	0.00%
McDonald's Corp.	USD150,000	4.45%	1/3/2047	143,859	0.00%
AXIS Specialty Finance plc	USD150,000	4.00%	6/12/2027	143,829	0.00%
Simon Property Group LP	USD150,000	3.38%	1/12/2027	143,723	0.00%
Aon plc	USD150,000	4.60%	14/6/2044	143,719	0.00%
Metropolitan Washington Airports Authority Dulles Toll Road Revenue	USD100,000	7.46%	1/10/2046	143,639	0.00%
TD Ameritrade Holding Corp.	USD150,000	3.30%	1/4/2027	143,624	0.00%
Waste Management, Inc.	USD150,000	2.40%	15/5/2023	143,499	0.00%
Philip Morris International, Inc.	USD150,000	2.63%	6/3/2023	143,263	0.00%
Federal National Mortgage Association	USD145,722	3.00%	1/2/2044	143,183	0.00%
Goldman Sachs Group, Inc.	USD150,000	4.75%	21/10/2045	143,114	0.00%
Federal National Mortgage Association	USD132,452	6.00%	1/8/2034	143,068	0.00%
Federal National Mortgage Association	USD150,895	2.50%	1/1/2043	143,032	0.00%
Federal Home Loan Mortgage Corp.	USD146,315	2.50%	1/8/2031	142,878	0.00%
Federal National Mortgage Association	USD149,462	2.00%	1/8/2031	142,875	0.00%
CBS Corp.	USD150,000	2.90%	1/6/2023	142,813	0.00%
Concho Resources, Inc.	USD150,000	4.88%	1/10/2047	142,687	0.00%
Entergy Louisiana LLC	USD150,000	3.12%	1/9/2027	142,570	0.00%
AvalonBay Communities, Inc.	USD150,000	3.20%	15/1/2028	142,443	0.00%
Wells Fargo Bank NA	GBP100,000	5.25%	1/8/2023	142,414	0.00%
GS Mortgage Securities Trust 2016	USD150,000	2.85%	10/10/2049	142,243	0.00%
Select Income	USD150,000	4.25%	15/5/2024	142,196	0.00%
Valero Energy Corp.	USD150,000	4.90%	15/3/2045	142,135	0.00%
Federal Home Loan Mortgage Corp.	USD136,047	4.50%	1/7/2041	142,110	0.00%
Government National Mortgage Association	USD140,167	3.50%	20/10/2043	142,096	0.00%
Welltower, Inc.	GBP100,000	4.80%	20/11/2028	142,081	0.00%
AutoZone, Inc.	USD150,000	3.25%	15/4/2025	141,989	0.00%

	元本	利率	償還日	公正価格 (米ドル)	純資産総額 比率
Fortive Corp.	USD150,000	3.15%	15/6/2026	141,891	0.00%
UnitedHealth Group, Inc.	USD150,000	2.95%	15/10/2027	141,884	0.00%
Crown Castle International Corp.	USD150,000	3.20%	1/9/2024	141,725	0.00%
Goldman Sachs Group, Inc.	USD150,000	3.75%	25/2/2026	141,713	0.00%
Southern Co. Gas Capital Corp.	USD150,000	4.40%	1/6/2043	141,610	0.00%
Eaton Corp.	USD150,000	3.10%	15/9/2027	141,608	0.00%
Federal National Mortgage Association	USD141,772	3.00%	1/12/2031	141,528	0.00%
Pacific Gas & Electric Co.	USD165,000	3.50%	15/6/2025	141,281	0.00%
Government National Mortgage Association	USD135,665	4.50%	15/1/2046	141,151	0.00%
CSX Corp.	USD150,000	3.25%	1/6/2027	141,044	0.00%
Metropolitan Life Global Funding I	USD150,000	3.00%	19/9/2027	140,889	0.00%
International Lease Finance Corp.	USD131,000	8.25%	15/12/2020	140,626	0.00%
Federal National Mortgage Association	USD134,705	4.50%	1/7/2031	140,600	0.00%
American International Group, Inc.	GBP100,000	5.00%	26/4/2023	140,597	0.00%
Federal National Mortgage Association	USD144,127	3.00%	1/8/2045	140,588	0.00%
Goldman Sachs Group, Inc. ^	CAD200,000	2.43%	26/4/2023	140,571	0.00%
Southern California Gas Co.	USD150,000	3.75%	15/9/2042	140,548	0.00%
Cleveland Electric Illuminating Co.	USD125,000	5.95%	15/12/2036	140,534	0.00%
NiSource, Inc.	USD125,000	5.95%	15/6/2041	140,530	0.00%
Enable Midstream Partners LP	USD150,000	4.40%	15/3/2027	140,478	0.00%
Emerson Electric Co.	USD125,000	5.25%	15/11/2039	140,435	0.00%
General Dynamics Corp.	USD150,000	2.38%	15/11/2024	140,374	0.00%
Harley-Davidson, Inc.	USD150,000	4.63%	28/7/2045	140,365	0.00%
MetLife, Inc.	USD140,000	4.60%	13/5/2046	140,343	0.00%
Verizon Communications, Inc.	GBP100,000	4.07%	18/6/2024	140,328	0.00%
Southern Co. Gas Capital Corp.	USD150,000	4.40%	30/5/2047	140,283	0.00%
Fidelity National Information Services, Inc.	USD150,000	4.75%	15/5/2048	140,233	0.00%
Johnson Controls International plc	USD150,000	4.50%	15/2/2047	140,218	0.00%
Consolidated Edison Co. of New York, Inc.	USD150,000	3.95%	1/3/2043	140,206	0.00%
Federal Home Loan Mortgage Corp.	USD138,975	3.50%	1/6/2042	140,146	0.00%
Cardinal Health, Inc.	USD150,000	3.08%	15/6/2024	140,088	0.00%
Exxon Mobil Corp.	USD150,000	3.57%	6/3/2045	140,068	0.00%
American Tower Corp.	USD150,000	3.60%	15/1/2028	139,925	0.00%
Southwest Airlines Co.	USD150,000	3.00%	15/11/2026	139,899	0.00%
Oglethorpe Power Corp.	USD125,000	5.95%	1/11/2039	139,887	0.00%
Federal Home Loan Mortgage Corp.	USD134,843	4.50%	1/2/2046	139,678	0.00%
KeySpan Gas East Corp.	USD150,000	2.74%	15/8/2026	139,529	0.00%
Northrop Grumman Corp.	USD150,000	3.25%	15/1/2028	139,528	0.00%
US Treasury Note	USD149,000	1.63%	15/2/2026	139,501	0.00%
Martin Marietta Materials, Inc.	USD150,000	3.45%	1/6/2027	139,207	0.00%
Federal National Mortgage Association	USD135,988	4.00%	1/8/2025	139,189	0.00%
Federal Home Loan Mortgage Corp.	USD141,554	2.50%	1/12/2030	139,062	0.00%
Principal Life Global Funding II	USD140,000	2.63%	19/11/2020	138,745	0.00%
Jersey Central Power & Light Co.	USD133,000	4.70%	1/4/2024	138,650	0.00%
Government National Mortgage Association	USD140,589	3.00%	15/9/2042	138,648	0.00%
Los Angeles County Metropolitan Transportation Authority	USD115,000	5.74%	1/6/2039	138,574	0.00%

Thermo Fisher Scientific, Inc.	USD150,000	2.95%	19/9/2026	138,539	0.00%
UnitedHealth Group, Inc.	USD150,000	3.75%	15/10/2047	138,524	0.00%
Philip Morris International, Inc.	USD150,000	2.75%	25/2/2026	138,479	0.00%
Sempra Energy	USD150,000	3.25%	15/6/2027	138,374	0.00%
District of Columbia Water & Sewer Authority	USD125,000	4.81%	1/10/2114	138,237	0.00%
Brown-Forman Corp.	EUR120,000	1.20%	7/7/2026	138,203	0.00%
Constellation Brands, Inc.	USD150,000	3.60%	15/2/2028	138,020	0.00%
Government National Mortgage Association	USD123,965	6.50%	20/10/2038	138,006	0.00%
Federal Home Loan Mortgage Corp.	USD141,015	3.00%	1/10/2045	137,947	0.00%
Federal National Mortgage Association	USD140,370	3.00%	1/8/2043	137,926	0.00%
General Motors Financial Co., Inc.	USD150,000	4.35%	17/1/2027	137,924	0.00%
Massachusetts Mutual Life Insurance Co.	USD91,000	8.88%	1/6/2039	137,789	0.00%
Citigroup, Inc.	USD140,000	2.70%	30/3/2021	137,700	0.00%
American International Group, Inc.	USD150,000	4.75%	1/4/2048	137,659	0.00%
CenterPoint Energy Houston Electric LLC	USD150,000	3.55%	1/8/2042	137,585	0.00%
Federal National Mortgage Association	USD137,484	3.50%	1/7/2044	137,458	0.00%
Federal National Mortgage Association	USD132,242	4.50%	1/9/2041	137,398	0.00%
Southern California Edison Co.	USD150,000	4.00%	1/4/2047	137,375	0.00%
Owens Corning	USD150,000	3.40%	15/8/2026	137,305	0.00%
Consolidated Edison Co. of New York, Inc.	USD125,000	5.30%	1/3/2035	137,284	0.00%
NIKE, Inc.	USD150,000	2.38%	1/11/2026	137,211	0.00%
Federal Home Loan Mortgage Corp.	USD135,310	3.50%	1/8/2032	137,081	0.00%
Alliegon US Holding Co., Inc.	USD150,000	3.55%	1/10/2027	136,972	0.00%
Transatlantic Holdings, Inc.	USD100,000	8.00%	30/11/2039	136,956	0.00%
Federal Home Loan Mortgage Corp.	USD135,028	3.50%	1/9/2029	136,883	0.00%

	元本	利率	償還日	公正価格 (米ドル)	純資産総額 比率
Federal National Mortgage Association	USD135,784	3.50%	1/5/2042	136,849	0.00%
Interstate Power & Light Co.	USD150,000	3.70%	15/9/2046	136,617	0.00%
Government National Mortgage Association	USD138,661	2.50%	20/6/2028	136,514	0.00%
Federal National Mortgage Association	USD133,274	4.00%	1/3/2042	136,505	0.00%
LYB International Finance II BV	USD150,000	3.50%	2/3/2027	136,500	0.00%
Goldman Sachs Group, Inc.	GBP100,000	4.25%	29/1/2026	136,414	0.00%
CSX Corp.	USD150,000	4.65%	1/3/2068	136,387	0.00%
Microsoft Corp.	EUR100,000	3.13%	6/12/2028	136,304	0.00%
Citigroup, Inc.	USD125,000	5.88%	22/2/2033	136,148	0.00%
Magellan Midstream Partners LP	USD150,000	4.25%	15/9/2046	136,090	0.00%
International Flavors & Fragrances, Inc.	USD148,000	4.38%	1/6/2047	136,066	0.00%
Boston Properties LP	USD150,000	2.75%	1/10/2026	135,779	0.00%
Federal Home Loan Mortgage Corp.	USD135,000	3.13%	25/6/2021	135,761	0.00%
Abbott Laboratories	USD125,000	5.30%	27/5/2040	135,689	0.00%
Noble Energy, Inc.	USD150,000	3.85%	15/1/2028	135,689	0.00%
JPMorgan Chase & Co.	USD100,000	8.75%	1/9/2030	135,192	0.00%
Chevron Phillips Chemical Co. LLC/Chevron Phillips Chemical Co. LP	USD138,000	3.70%	1/6/2028	135,137	0.00%
Southern California Edison Co.	USD125,000	5.63%	1/2/2036	135,083	0.00%
Andeavor Logistics LP/ Tesoro Logistics Finance Corp.	USD150,000	5.20%	1/12/2047	135,000	0.00%
General Electric Co.	GBP100,000	5.25%	7/12/2028	134,941	0.00%

CBS Corp.	USD150,000	3.38%	15/2/2028	134,815	0.00%
Invesco Finance plc	USD135,000	4.00%	30/1/2024	134,778	0.00%
Federal National Mortgage Association	USD131,281	4.00%	1/9/2043	134,484	0.00%
Eli Lilly & Co.	USD145,000	3.70%	1/3/2045	134,340	0.00%
Coca-Cola Co.	EUR130,000	1.10%	2/9/2036	134,120	0.00%
Plains All American Pipeline LP/PAA Finance Corp.	USD160,000	4.70%	15/6/2044	133,925	0.00%
Federal Home Loan Mortgage Corp.	USD128,173	4.50%	1/3/2039	133,797	0.00%
Capital One Multi-Asset Execution Trust	USD135,000	2.08%	15/3/2023	133,505	0.00%
Johnson & Johnson	USD125,000	4.50%	1/9/2040	133,173	0.00%
Federal National Mortgage Association	USD135,367	3.00%	1/10/2042	133,006	0.00%
Federal Home Loan Mortgage Corp.	USD131,364	3.50%	1/6/2026	132,984	0.00%
Federal National Mortgage Association	USD135,820	3.00%	1/11/2045	132,886	0.00%
Metropolitan Life Global Funding I	GBP100,000	2.88%	11/1/2023	132,830	0.00%
CSX Corp.	USD150,000	3.95%	1/5/2050	132,742	0.00%
General Dynamics Corp.	USD150,000	2.13%	15/8/2026	132,726	0.00%
Bristol-Myers Squibb Co.	USD125,000	4.50%	1/3/2044	132,721	0.00%
Federal National Mortgage Association	USD127,733	4.50%	1/3/2044	132,532	0.00%
American International Group, Inc.^	USD150,000	5.75%	1/4/2048	132,456	0.00%
Union Pacific Corp.	USD150,000	3.38%	1/2/2035	132,396	0.00%
Columbia Pipeline Group, Inc.	USD125,000	5.80%	1/6/2045	132,152	0.00%
Federal Home Loan Mortgage Corp.	USD134,500	3.00%	1/11/2042	132,097	0.00%
Federal National Mortgage Association	USD131,920	3.50%	1/11/2045	132,078	0.00%
Federal National Mortgage Association	USD134,913	3.00%	1/12/2042	131,773	0.00%
Hasbro, Inc.	USD125,000	6.35%	15/3/2040	131,683	0.00%
CBS Corp.	USD125,000	5.50%	15/5/2033	131,659	0.00%
Host Hotels & Resorts LP	USD125,000	6.00%	1/10/2021	131,464	0.00%
Target Corp.	USD100,000	7.00%	15/1/2038	131,418	0.00%
Viacom, Inc.	USD125,000	6.88%	30/4/2036	131,405	0.00%
Piedmont Natural Gas Co., Inc.	USD150,000	3.64%	1/11/2046	131,128	0.00%
Western Gas Partners LP	USD150,000	5.45%	1/4/2044	130,559	0.00%
UBS Commercial Mortgage Trust 2018	USD125,000	4.21%	15/10/2051	130,524	0.00%
Federal National Mortgage Association	USD133,481	3.00%	1/8/2046	130,339	0.00%
Kimberly-Clark Corp.	USD125,000	3.95%	1/11/2028	129,998	0.00%
Southern Power Co.	USD130,000	4.15%	1/12/2025	129,950	0.00%
Tyco Electronics Group SA	EUR112,000	1.10%	1/3/2023	129,917	0.00%
Reynolds American, Inc.	USD125,000	6.88%	1/5/2020	129,808	0.00%
Federal Home Loan Mortgage Corp.	USD125,141	4.50%	1/5/2044	129,775	0.00%
Federal National Mortgage Association	USD127,877	3.50%	1/12/2028	129,667	0.00%
Royal Caribbean Cruises Ltd.	USD125,000	5.25%	15/11/2022	129,531	0.00%
Walt Disney Co.	USD130,000	4.13%	1/12/2041	129,502	0.00%
Anadarko Petroleum Corp.	USD150,000	4.50%	15/7/2044	129,397	0.00%
Berkshire Hathaway Energy Co.	USD130,000	4.50%	1/2/2045	129,189	0.00%
Federal National Mortgage Association	USD129,051	3.50%	1/5/2045	129,186	0.00%
Federal Home Loan Mortgage Corp.	USD121,996	5.00%	1/2/2041	128,905	0.00%
Kroger Co.	USD125,000	6.15%	15/1/2020	128,846	0.00%
Federal Home Loan Mortgage Corp.^	USD125,000	3.53%	25/10/2023	128,766	0.00%
Morgan Stanley	USD125,000	4.88%	1/11/2022	128,738	0.00%

	元本	利率	償還日	公正価格 (米ドル)	純資産総額 比率
ERAC USA Finance LLC	USD125,000	5.25%	1/10/2020	128,708	0.00%
Valero Energy Corp.	USD125,000	6.13%	1/2/2020	128,665	0.00%
Charles Schwab Corp.	USD130,000	3.45%	13/2/2026	128,642	0.00%
Simon Property Group LP	USD100,000	6.75%	1/2/2040	128,640	0.00%
Dallas Convention Center Hotel Development Corp.	USD100,000	7.09%	1/1/2042	128,622	0.00%
Quest Diagnostics, Inc.	USD125,000	4.70%	1/4/2021	128,452	0.00%
Intel Corp.	USD125,000	4.00%	15/12/2032	128,423	0.00%
Sunoco Logistics Partners Operations LP	USD140,000	3.90%	15/7/2026	128,395	0.00%
Life Technologies Corp.	USD125,000	6.00%	1/3/2020	128,389	0.00%
Phillips 66	USD125,000	4.30%	1/4/2022	128,354	0.00%
United Technologies Corp.	USD150,000	3.75%	1/11/2046	128,335	0.00%
Primerica, Inc.	USD125,000	4.75%	15/7/2022	128,317	0.00%
Unum Group	USD125,000	5.63%	15/9/2020	128,238	0.00%
Federal Home Loan Mortgage Corp. BANK 2018	USD125,000	3.39%	25/3/2024	128,182	0.00%
Federal Home Loan Mortgage Corp.	USD125,000	4.05%	15/3/2061	128,004	0.00%
Federal Home Loan Mortgage Corp.	USD124,102	4.00%	1/3/2031	127,967	0.00%
Federal Home Loan Mortgage Corp.	USD122,298	4.50%	1/2/2039	127,833	0.00%
NBCUniversal Media LLC	USD125,000	4.38%	1/4/2021	127,827	0.00%
Aircastle Ltd.	USD125,000	5.50%	15/2/2022	127,812	0.00%
BP Capital Markets America, Inc.	USD125,000	4.50%	1/10/2020	127,794	0.00%
Brown-Forman Corp.	GBP100,000	2.60%	7/7/2028	127,784	0.00%
Federal National Mortgage Association	USD124,612	4.00%	1/1/2041	127,674	0.00%
Morgan Stanley	USD100,000	7.25%	1/4/2032	127,581	0.00%
Boston Scientific Corp.	USD125,000	4.13%	1/10/2023	127,571	0.00%
Federal Home Loan Mortgage Corp.	USD118,341	6.00%	1/7/2033	127,361	0.00%
Charles Schwab Corp.	USD125,000	3.85%	21/5/2025	127,259	0.00%
Wells Fargo & Co.	GBP100,000	2.13%	22/4/2022	127,247	0.00%
Federal National Mortgage Association	USD120,264	5.00%	1/8/2040	127,205	0.00%
Citigroup Commercial Mortgage Trust 2015	USD125,000	3.78%	10/9/2058	127,157	0.00%
Federal National Mortgage Association	USD121,652	4.50%	1/2/2041	127,131	0.00%
CME Group, Inc.	USD125,000	3.75%	15/6/2028	127,072	0.00%
Anadarko Finance Co.	USD110,000	7.50%	1/5/2031	126,864	0.00%
Nissan Auto Receivables 2017-B Owner Trust	USD129,000	1.95%	16/10/2023	126,820	0.00%
Federal Home Loan Mortgage Corp.^	USD125,000	3.33%	25/8/2025	126,795	0.00%
South Carolina Public Service Authority	USD100,000	6.45%	1/1/2050	126,745	0.00%
Intel Corp.	USD129,000	2.70%	15/12/2022	126,728	0.00%
Government National Mortgage Association	USD126,945	3.00%	20/7/2029	126,728	0.00%
BGC Partners, Inc.	USD125,000	5.38%	24/7/2023	126,719	0.00%
Duke Energy Corp.	USD125,000	4.80%	15/12/2045	126,688	0.00%
Black Hills Corp.	USD125,000	4.25%	30/11/2023	126,667	0.00%
Fifth Third Bancorp	USD125,000	4.30%	16/1/2024	126,657	0.00%
Government National Mortgage Association	USD120,511	5.00%	20/7/2034	126,597	0.00%
KLA-Tencor Corp.	USD125,000	4.13%	1/11/2021	126,479	0.00%
Commercial Mortgage Pass Through Certificates	USD125,000	3.76%	10/2/2049	126,462	0.00%
Federal National Mortgage Association	USD127,929	2.50%	1/10/2027	126,459	0.00%

Nordstrom, Inc.	USD125,000	4.00%	15/10/2021	126,311	0.00%
Corning, Inc.	USD150,000	4.38%	15/11/2057	126,240	0.00%
Duke Energy Indiana LLC	USD125,000	3.75%	15/7/2020	126,206	0.00%
Constellation Brands, Inc.	USD125,000	4.40%	15/11/2025	126,181	0.00%
Florida Power & Light Co.	USD125,000	4.13%	1/6/2048	126,151	0.00%
Government National Mortgage Association	USD122,641	4.00%	15/1/2041	126,094	0.00%
Federal Home Loan Mortgage Corp.	USD125,000	3.44%	25/12/2027	126,081	0.00%
Federal National Mortgage Association	USD125,045	3.50%	1/1/2042	126,066	0.00%
Southern California Edison Co.	USD125,000	3.88%	1/6/2021	126,046	0.00%
Duke Energy Florida LLC	USD125,000	3.80%	15/7/2028	126,035	0.00%
CenterPoint Energy, Inc.	USD125,000	4.25%	1/11/2028	126,029	0.00%
Federal National Mortgage Association	USD117,359	6.00%	1/2/2034	126,001	0.00%
Interpublic Group of Cos, Inc.	USD125,000	3.75%	1/10/2021	125,971	0.00%
Federal National Mortgage Association	USD118,839	5.00%	1/5/2035	125,938	0.00%
Lincoln National Corp.	USD100,000	7.00%	15/6/2040	125,918	0.00%
Constellation Brands, Inc.	USD150,000	4.10%	15/2/2048	125,898	0.00%
AEP Texas, Inc.	USD125,000	3.95%	1/6/2028	125,818	0.00%
Alabama Power Co.	USD125,000	4.30%	15/7/2048	125,816	0.00%
Ally Master Owner Trust	USD125,000	3.29%	15/5/2023	125,733	0.00%
Constellation Brands, Inc.	USD125,000	5.25%	15/11/2048	125,718	0.00%
Pfizer, Inc.	USD125,000	3.40%	15/5/2024	125,682	0.00%
Federal National Mortgage Association	USD119,634	5.00%	1/1/2044	125,647	0.00%
Hershey Co.	USD125,000	3.38%	15/5/2023	125,639	0.00%

	元本	利率	償還日	公正価格 (米ドル)	純資産総額 比率
Indiana Michigan Power Co.	USD125,000	4.25%	15/8/2048	125,607	0.00%
Government National Mortgage Association	USD119,252	5.00%	15/4/2041	125,606	0.00%
Aspen Insurance Holdings Ltd.	USD125,000	4.65%	15/11/2023	125,546	0.00%
Illinois State Toll Highway Authority	USD100,000	6.18%	1/1/2034	125,496	0.00%
Enbridge Energy Partners LP	USD125,000	4.20%	15/9/2021	125,440	0.00%
Northern Trust Corp.	USD125,000	3.65%	3/8/2028	125,424	0.00%
Enterprise Products Operating LLC	USD125,000	3.50%	1/2/2022	125,365	0.00%
Citigroup, Inc.	USD125,000	4.05%	30/7/2022	125,233	0.00%
Morgan Stanley	USD125,000	4.10%	22/5/2023	125,231	0.00%
Coca-Cola Co.	USD125,000	3.20%	1/11/2023	125,231	0.00%
Pfizer, Inc.	USD125,000	3.20%	15/9/2023	125,224	0.00%
Philip Morris International, Inc.	EUR100,000	3.13%	3/6/2033	125,219	0.00%
Hewlett Packard Enterprise Co.	USD125,000	3.50%	5/10/2021	125,192	0.00%
Duke Energy Corp.	USD125,000	3.55%	15/9/2021	125,190	0.00%
Boston Scientific Corp.	USD100,000	7.00%	15/11/2035	125,182	0.00%
General Motors Co.	USD150,000	5.20%	1/4/2045	125,134	0.00%
Clorox Co.	USD125,000	3.90%	15/5/2028	125,132	0.00%
Constellation Brands, Inc.	USD125,000	4.65%	15/11/2028	125,129	0.00%
Kentucky Utilities Co.	USD125,000	3.25%	1/11/2020	125,129	0.00%
People's United Financial, Inc.	USD125,000	3.65%	6/12/2022	125,076	0.00%
BENCHMARK 2018-B1 Mortgage Trust [^]	USD125,000	3.67%	15/1/2051	125,072	0.00%
New York City Water & Sewer System	USD100,000	5.75%	15/6/2041	125,061	0.00%
Government National Mortgage Association	USD126,221	3.00%	20/9/2044	125,021	0.00%
Federal National Mortgage Association	USD124,482	3.50%	1/2/2044	124,997	0.00%

Americredit Automobile Receivables Trust 2018	USD125,000	3.07%	19/12/2022	124,960	0.00%
Total System Services, Inc.	USD125,000	4.00%	1/6/2023	124,957	0.00%
Drive Auto Receivables Trust 2018	USD125,000	3.22%	15/4/2022	124,884	0.00%
PepsiCo, Inc.	USD125,000	3.00%	25/8/2021	124,874	0.00%
John Deere Capital Corp.	USD125,000	3.15%	15/10/2021	124,871	0.00%
CenterPoint Energy, Inc.	USD125,000	3.60%	1/11/2021	124,828	0.00%
Hackensack Meridian Health, Inc.	USD125,000	4.21%	1/7/2048	124,793	0.00%
Florida Power & Light Co.	USD125,000	4.05%	1/6/2042	124,793	0.00%
Interpublic Group of Cos, Inc.	USD125,000	3.50%	1/10/2020	124,764	0.00%
Home Depot, Inc.	USD150,000	3.50%	15/9/2056	124,758	0.00%
Hershey Co.	USD125,000	2.90%	15/5/2020	124,748	0.00%
GS Mortgage Securities Trust 2017	USD125,000	3.67%	10/3/2050	124,710	0.00%
Covidien International Finance SA	USD125,000	3.20%	15/6/2022	124,691	0.00%
SunTrust Bank^	USD125,000	3.50%	2/8/2022	124,677	0.00%
Nucor Corp.	USD125,000	3.95%	1/5/2028	124,647	0.00%
Federal National Mortgage Association	USD124,465	3.50%	1/11/2044	124,633	0.00%
Federal Home Loan Mortgage Corp.	USD125,000	3.24%	25/8/2027	124,614	0.00%
Johnson & Johnson	USD100,000	5.95%	15/8/2037	124,613	0.00%
Tyson Foods, Inc.	USD125,000	3.90%	28/9/2023	124,578	0.00%
US Treasury Note	USD127,000	1.88%	30/4/2022	124,559	0.00%
QVC, Inc.	USD125,000	5.13%	2/7/2022	124,555	0.00%
Hasbro, Inc.	USD125,000	3.15%	15/5/2021	124,548	0.00%
CME Group, Inc.	USD125,000	3.00%	15/9/2022	124,464	0.00%
Becton Dickinson & Co.	USD125,000	3.25%	12/11/2020	124,461	0.00%
Arch Capital Finance LLC	USD125,000	4.01%	15/12/2026	124,451	0.00%
Citigroup Commercial Mortgage Trust 2012	USD125,000	3.02%	10/9/2045	124,422	0.00%
GM Financial Consumer Automobile Receivables Trust 2018	USD125,000	2.81%	16/12/2022	124,402	0.00%
Government National Mortgage Association	USD118,740	4.50%	20/6/2041	124,394	0.00%
Marvell Technology Group Ltd.	USD125,000	4.20%	22/6/2023	124,375	0.00%
Keysight Technologies, Inc.	USD125,000	4.60%	6/4/2027	124,347	0.00%
Southern Co.	USD135,000	4.40%	1/7/2046	124,274	0.00%
Comcast Corp.	USD125,000	4.25%	15/1/2033	124,137	0.00%
Florida Power & Light Co.	USD100,000	5.96%	1/4/2039	124,133	0.00%
Ally Auto Receivables Trust 2018	USD125,000	2.35%	15/6/2022	124,010	0.00%
Pacific Gas & Electric Co.	USD160,000	4.25%	15/3/2046	124,000	0.00%
Morgan Stanley	EUR100,000	5.38%	10/8/2020	123,807	0.00%
JPMorgan Chase & Co.	EUR100,000	2.75%	1/2/2023	123,806	0.00%
American Water Capital Corp.	USD125,000	4.30%	1/9/2045	123,758	0.00%
Celgene Corp.	USD125,000	3.55%	15/8/2022	123,709	0.00%
Honda Auto Receivables 2017-4 Owner Trust	USD125,000	2.05%	22/11/2021	123,682	0.00%
Virginia Electric & Power Co.	USD125,000	2.95%	15/1/2022	123,647	0.00%
Gilead Sciences, Inc.	USD125,000	2.35%	1/2/2020	123,647	0.00%
Government National Mortgage Association	USD120,062	4.00%	15/8/2039	123,632	0.00%
Dominion Energy Gas Holdings LLC	USD125,000	3.60%	15/12/2024	123,627	0.00%

	元本	利率	償還日	公正価格 (米ドル)	純資産総額 比率
Athene Global Funding	USD125,000	2.75%	20/4/2020	123,552	0.00%

JPMorgan Chase & Co.	USD100,000	6.40%	15/5/2038	123,532	0.00%
Citigroup, Inc.	USD125,000	4.60%	9/3/2026	123,507	0.00%
Cisco Systems, Inc.	USD124,000	3.00%	15/6/2022	123,484	0.00%
Apple, Inc.	USD125,000	1.55%	7/2/2020	123,472	0.00%
ERP Operating LP	USD125,000	3.00%	15/4/2023	123,471	0.00%
Home Depot, Inc.	USD100,000	5.95%	1/4/2041	123,460	0.00%
Southern California Edison Co.	USD125,000	2.90%	1/3/2021	123,425	0.00%
Federal National Mortgage Association^	USD125,000	3.05%	25/3/2028	123,412	0.00%
Federal National Mortgage Association	USD121,808	3.50%	1/8/2031	123,406	0.00%
Interpublic Group of Cos, Inc.	USD125,000	4.65%	1/10/2028	123,391	0.00%
Federal Home Loan Mortgage Corp.	USD116,738	5.00%	1/3/2041	123,365	0.00%
New York Life Global Funding	USD125,000	2.00%	9/4/2020	123,365	0.00%
Air Lease Corp.	USD125,000	3.75%	1/2/2022	123,361	0.00%
Citigroup, Inc.	USD125,000	2.65%	26/10/2020	123,326	0.00%
S&P Global, Inc.	USD125,000	4.50%	15/5/2048	123,314	0.00%
South Carolina Electric & Gas Co.	USD130,000	4.10%	15/6/2046	123,205	0.00%
Air Lease Corp.	USD125,000	4.25%	15/9/2024	123,204	0.00%
International Business Machines Corp.	USD125,000	2.90%	1/11/2021	123,196	0.00%
Dominion Energy Gas Holdings LLC	USD125,000	4.60%	15/12/2044	123,118	0.00%
Clorox Co.	USD125,000	3.05%	15/9/2022	123,112	0.00%
Federal National Mortgage Association^	USD122,000	3.33%	25/6/2028	123,108	0.00%
Macy's Retail Holdings, Inc.	USD125,000	3.88%	15/1/2022	123,057	0.00%
Tennessee Valley Authority	USD100,000	4.88%	15/1/2048	123,037	0.00%
Government National Mortgage Association	USD120,996	3.50%	20/7/2026	123,006	0.00%
General Electric Co.	USD125,000	2.20%	9/1/2020	122,987	0.00%
Air Products & Chemicals, Inc.	USD125,000	3.35%	31/7/2024	122,936	0.00%
Sabal Trail Transmission LLC	USD125,000	4.25%	1/5/2028	122,914	0.00%
Government Properties Income Trust	USD125,000	4.00%	15/7/2022	122,906	0.00%
Federal National Mortgage Association	USD114,510	5.50%	1/12/2035	122,840	0.00%
Humana, Inc.	USD125,000	4.80%	15/3/2047	122,834	0.00%
Federal National Mortgage Association	USD123,026	3.00%	1/4/2031	122,814	0.00%
Wyeth LLC	USD100,000	6.00%	15/2/2036	122,730	0.00%
Target Corp.	USD100,000	6.50%	15/10/2037	122,700	0.00%
Welltower, Inc.	USD125,000	4.95%	1/9/2048	122,685	0.00%
Merck & Co., Inc.	USD130,000	3.60%	15/9/2042	122,580	0.00%
Metropolitan Life Global Funding I	EUR100,000	2.38%	11/1/2023	122,570	0.00%
Prudential Financial, Inc.	USD100,000	6.63%	21/6/2040	122,540	0.00%
Becton Dickinson & Co.	USD125,000	5.00%	12/11/2040	122,490	0.00%
Aon plc	EUR100,000	2.88%	14/5/2026	122,446	0.00%
Interpublic Group of Cos, Inc.	USD125,000	3.75%	15/2/2023	122,437	0.00%
Wells Fargo & Co.	EUR100,000	2.63%	16/8/2022	122,390	0.00%
Pfizer, Inc.	USD125,000	1.95%	3/6/2021	122,364	0.00%
Home Depot, Inc.	USD125,000	2.00%	1/4/2021	122,360	0.00%
National Fuel Gas Co.	USD125,000	3.75%	1/3/2023	122,318	0.00%
Procter & Gamble Co.	USD125,000	2.30%	6/2/2022	122,296	0.00%
Chase Issuance Trust	USD125,000	2.16%	15/9/2024	122,269	0.00%
Sysco Corp.	USD125,000	2.50%	15/7/2021	122,056	0.00%
Republic Services, Inc.	USD100,000	6.20%	1/3/2040	122,048	0.00%
Phillips 66	USD125,000	4.65%	15/11/2034	122,031	0.00%
Georgia Power Co.	USD125,000	4.75%	1/9/2040	122,004	0.00%

Federal National Mortgage Association	USD118,748	4.00%	1/11/2041	121,993	0.00%
Willis North America, Inc.	USD125,000	4.50%	15/9/2028	121,864	0.00%
WEC Energy Group, Inc.	USD125,000	3.55%	15/6/2025	121,786	0.00%
Progressive Corp.	USD100,000	6.63%	1/3/2029	121,773	0.00%
Abbott Laboratories	USD125,000	2.55%	15/3/2022	121,772	0.00%
BB&T Corp.	USD125,000	2.05%	10/5/2021	121,718	0.00%
Anthem, Inc.	USD125,000	2.95%	1/12/2022	121,667	0.00%
Procter & Gamble Co.	EUR100,000	2.00%	16/8/2022	121,653	0.00%
Viacom, Inc.	USD124,000	3.88%	1/4/2024	121,609	0.00%
UBS Commercial Mortgage Trust 2017	USD125,000	3.30%	15/10/2050	121,566	0.00%
FirstEnergy Corp.	USD125,000	2.85%	15/7/2022	121,478	0.00%
Guardian Life Global Funding	USD125,000	2.50%	8/5/2022	121,436	0.00%
Tech Data Corp.	USD125,000	3.70%	15/2/2022	121,418	0.00%
IBM Credit LLC	USD125,000	1.80%	20/1/2021	121,415	0.00%
Federal National Mortgage Association	USD124,095	2.50%	1/12/2030	121,401	0.00%
MPLX LP	USD125,000	3.38%	15/3/2023	121,306	0.00%
Parker-Hannifin Corp.	USD125,000	4.10%	1/3/2047	121,258	0.00%

	元本	利率	償還日	公正価格 (米ドル)	純資産総額 比率
Northwestern Mutual Life Insurance Co.	USD100,000	6.06%	30/3/2040	121,216	0.00%
Booking Holdings, Inc.	EUR100,000	2.38%	23/9/2024	121,197	0.00%
Caterpillar Financial Services Corp.	USD125,000	1.93%	1/10/2021	121,152	0.00%
Analog Devices, Inc.	USD125,000	2.88%	1/6/2023	121,144	0.00%
AT&T, Inc.	EUR100,000	2.50%	15/3/2023	121,124	0.00%
Nucor Corp.	USD125,000	4.40%	1/5/2048	121,113	0.00%
South Carolina Electric & Gas Co.	USD100,000	6.63%	1/2/2032	121,096	0.00%
Union Electric Co.	USD125,000	4.00%	1/4/2048	120,994	0.00%
Andeavor Logistics LP/ Tesoro Logistics Finance Corp.	USD125,000	3.50%	1/12/2022	120,987	0.00%
Warner Media LLC	USD125,000	5.35%	15/12/2043	120,972	0.00%
Government National Mortgage Association	USD117,652	4.00%	15/10/2041	120,966	0.00%
County of Cook IL	USD100,000	6.23%	15/11/2034	120,938	0.00%
Wells Fargo & Co.	EUR100,000	2.25%	2/5/2023	120,938	0.00%
Federal Home Loan Mortgage Corp.	USD125,000	2.65%	25/8/2026	120,912	0.00%
General Motors Financial Co., Inc.	GBP100,000	2.25%	6/9/2024	120,897	0.00%
Home Depot, Inc.	USD120,000	4.40%	15/3/2045	120,723	0.00%
Microsoft Corp.	EUR100,000	2.13%	6/12/2021	120,711	0.00%
Arrow Electronics, Inc.	USD125,000	4.00%	1/4/2025	120,687	0.00%
Metropolitan Life Global Funding I	USD125,000	1.95%	15/9/2021	120,648	0.00%
State of California	USD120,000	3.38%	1/4/2025	120,647	0.00%
Avangrid, Inc.	USD125,000	3.15%	1/12/2024	120,617	0.00%
Virginia Electric & Power Co.	USD100,000	6.00%	15/5/2037	120,562	0.00%
General Electric Co.	USD115,000	6.88%	10/1/2039	120,438	0.00%
Public Service Co. of Colorado	USD125,000	2.25%	15/9/2022	120,428	0.00%
Walmart, Inc.	EUR100,000	1.90%	8/4/2022	120,425	0.00%
Thermo Fisher Scientific, Inc.	EUR100,000	2.15%	21/7/2022	120,358	0.00%
Stanford Health Care	USD125,000	3.80%	15/11/2048	120,263	0.00%
Texas Eastern Transmission LP	USD125,000	2.80%	15/10/2022	120,255	0.00%
Discovery Communications LLC	EUR100,000	2.38%	7/3/2022	120,224	0.00%

Federal Home Loan Mortgage Corp.	USD125,000	2.53%	25/5/2026	120,197	0.00%
Molson Coors Brewing Co.	USD125,000	2.10%	15/7/2021	120,178	0.00%
Federal National Mortgage Association	USD120,076	3.50%	1/2/2045	120,163	0.00%
Seagate HDD Cayman	USD125,000	4.25%	1/3/2022	120,000	0.00%
BB&T Corp.	USD125,000	2.85%	26/10/2024	119,973	0.00%
Sutter Health	USD125,000	4.09%	15/8/2048	119,961	0.00%
Federal National Mortgage Association	USD117,622	4.00%	1/5/2042	119,929	0.00%
PNC Bank NA	USD125,000	2.95%	23/2/2025	119,907	0.00%
ONEOK, Inc.	USD125,000	5.20%	15/7/2048	119,889	0.00%
General Motors Co.	USD135,000	5.00%	1/4/2035	119,849	0.00%
Stryker Corp.	USD125,000	3.50%	15/3/2026	119,787	0.00%
Delta Air Lines, Inc.	USD125,000	4.38%	19/4/2028	119,725	0.00%
Federal Home Loan Mortgage Corp.	USD119,357	3.00%	1/10/2026	119,575	0.00%
Verizon Communications, Inc.	USD120,000	2.63%	21/2/2020	119,526	0.00%
Humana, Inc.	USD120,000	4.63%	1/12/2042	119,330	0.00%
Walmart, Inc.	USD105,000	5.00%	25/10/2040	119,290	0.00%
American International Group, Inc.^	USD100,000	8.18%	15/5/2058	119,237	0.00%
AT&T, Inc.	EUR100,000	3.55%	17/12/2032	119,232	0.00%
Colgate-Palmolive Co.	USD125,000	3.70%	1/8/2047	119,184	0.00%
Carnival Corp.	EUR100,000	1.88%	7/11/2022	119,165	0.00%
Federal Home Loan Mortgage Corp.	USD114,038	4.50%	1/3/2042	119,129	0.00%
ManpowerGroup, Inc.	EUR100,000	1.88%	11/9/2022	119,119	0.00%
General Motors Co.	USD125,000	5.00%	1/10/2028	119,072	0.00%
Flowers Foods, Inc.	USD125,000	3.50%	1/10/2026	119,053	0.00%
McKesson Corp.	USD125,000	2.70%	15/12/2022	119,037	0.00%
Sysco Corp.	USD125,000	4.45%	15/3/2048	119,032	0.00%
Cleveland Electric Illuminating Co.	USD125,000	3.50%	1/4/2028	119,031	0.00%
IBM Credit LLC	USD125,000	2.20%	8/9/2022	119,024	0.00%
Air Lease Corp.	USD125,000	4.63%	1/10/2028	118,941	0.00%
Cigna Holding Co.	USD125,000	3.25%	15/4/2025	118,922	0.00%
Voya Financial, Inc.	USD125,000	4.80%	15/6/2046	118,892	0.00%
Government National Mortgage Association	USD113,392	4.50%	15/7/2040	118,706	0.00%
Ford Credit Canada Co.	CAD165,000	2.45%	7/5/2020	118,669	0.00%
Federal National Mortgage Association	USD121,642	3.00%	1/11/2042	118,665	0.00%
Marriott International Inc	USD125,000	4.00%	15/4/2028	118,598	0.00%
Sabal Trail Transmission LLC	USD125,000	4.83%	1/5/2048	118,453	0.00%
Pacific Gas & Electric Co.	USD125,000	4.25%	15/5/2021	118,438	0.00%
Edison International	USD125,000	4.13%	15/3/2028	118,366	0.00%
Bank of America Corp.^	USD125,000	3.59%	21/7/2028	118,323	0.00%

	元本	利率	償還日	公正価格 (米ドル)	純資産総額 比率
Johnson & Johnson	USD125,000	3.55%	1/3/2036	118,302	0.00%
Federal National Mortgage Association	USD114,557	4.00%	1/6/2031	118,292	0.00%
AerCap Ireland Capital DAC/AerCap Global Aviation Trust	USD125,000	4.45%	1/10/2025	118,281	0.00%
Wells Fargo & Co.	EUR100,000	2.25%	3/9/2020	118,275	0.00%
Halliburton Co.	USD100,000	6.70%	15/9/2038	118,194	0.00%
International Business Machines Corp.	EUR100,000	1.88%	6/11/2020	118,148	0.00%
Government National Mortgage Association	USD114,676	4.50%	20/7/2039	118,047	0.00%

Federal National Mortgage Association	USD117,958	3.50%	1/9/2044	118,043	0.00%
WRKCo, Inc.	USD125,000	4.00%	15/3/2028	118,000	0.00%
Rutgers The State University of New Jersey	USD100,000	5.67%	1/5/2040	117,896	0.00%
State Street Corp.	USD115,000	4.38%	7/3/2021	117,849	0.00%
Aetna, Inc.	USD100,000	6.63%	15/6/2036	117,817	0.00%
Wells Fargo & Co.	EUR100,000	2.00%	27/4/2026	117,774	0.00%
Morgan Stanley	USD125,000	3.95%	23/4/2027	117,724	0.00%
Digital Euro Finco LLC	EUR100,000	2.63%	15/4/2024	117,607	0.00%
Oncor Electric Delivery Co. LLC	USD125,000	3.75%	1/4/2045	117,602	0.00%
Mastercard, Inc.	EUR100,000	1.10%	1/12/2022	117,601	0.00%
Federal Home Loan Mortgage Corp.	USD119,620	2.50%	1/5/2027	117,583	0.00%
Kinder Morgan Energy Partners LP	USD100,000	7.50%	15/11/2040	117,570	0.00%
AT&T, Inc.	EUR100,000	1.88%	4/12/2020	117,525	0.00%
Government National Mortgage Association	USD110,887	5.00%	20/5/2042	117,503	0.00%
Tech Data Corp.	USD125,000	4.95%	15/2/2027	117,374	0.00%
Broadridge Financial Solutions, Inc.	USD125,000	3.40%	27/6/2026	117,361	0.00%
McDonald's Corp.	USD100,000	6.30%	15/10/2037	117,274	0.00%
Carnival Corp.	EUR100,000	1.63%	22/2/2021	117,259	0.00%
Eli Lilly & Co.	EUR100,000	1.00%	2/6/2022	117,259	0.00%
Booking Holdings, Inc.	USD125,000	3.55%	15/3/2028	117,243	0.00%
Merck & Co., Inc.	EUR100,000	1.13%	15/10/2021	117,160	0.00%
Federal Home Loan Mortgage Corp.	USD113,856	4.00%	1/12/2040	117,081	0.00%
Public Service Electric & Gas Co.	USD125,000	3.65%	1/9/2042	117,053	0.00%
Federal National Mortgage Association^	USD120,000	2.56%	25/7/2024	116,936	0.00%
Pacific Gas & Electric Co.	USD125,000	6.25%	1/3/2039	116,563	0.00%
Philip Morris International, Inc.	EUR100,000	1.75%	19/3/2020	116,530	0.00%
Blackstone Holdings Finance Co. LLC	EUR100,000	2.00%	19/5/2025	116,391	0.00%
Federal Home Loan Mortgage Corp.	USD108,170	5.50%	1/12/2034	116,379	0.00%
Federal National Mortgage Association	USD112,703	4.00%	1/4/2031	116,368	0.00%
Mondelez International, Inc.	EUR100,000	1.00%	7/3/2022	116,283	0.00%
State of Oregon	USD100,000	5.89%	1/6/2027	116,089	0.00%
Harris Corp.	USD100,000	6.15%	15/12/2040	116,086	0.00%
State of Washington	USD100,000	5.14%	1/8/2040	116,084	0.00%
Autodesk, Inc.	USD125,000	3.50%	15/6/2027	116,075	0.00%
Metropolitan Life Global Funding I	EUR100,000	0.88%	20/1/2022	115,924	0.00%
Government National Mortgage Association	USD110,045	5.00%	15/3/2039	115,890	0.00%
Bank of America Corp.	USD100,000	5.88%	7/2/2042	115,811	0.00%
AbbVie, Inc.	USD125,000	4.50%	14/5/2035	115,772	0.00%
Ameren Illinois Co.	USD125,000	3.70%	1/12/2047	115,758	0.00%
Federal Home Loan Mortgage Corp.	USD115,809	3.50%	1/9/2046	115,752	0.00%
Transcontinental Gas Pipe Line Co. LLC	USD125,000	4.60%	15/3/2048	115,716	0.00%
Bristol-Myers Squibb Co.	EUR100,000	1.00%	15/5/2025	115,685	0.00%
Kellogg Co.	USD125,000	3.40%	15/11/2027	115,674	0.00%
Federal National Mortgage Association	USD107,586	6.50%	1/11/2036	115,589	0.00%
Partners Healthcare System, Inc.	USD125,000	3.77%	1/7/2048	115,580	0.00%
Duke Energy Carolinas LLC	USD125,000	3.70%	1/12/2047	115,361	0.00%
Georgia Power Co.	USD125,000	3.25%	30/3/2027	115,343	0.00%
Kimberly-Clark Corp.	USD100,000	5.30%	1/3/2041	115,227	0.00%
Allergan Funding SCS	EUR100,000	1.50%	15/11/2023	115,189	0.00%
Air Lease Corp.	USD125,000	3.25%	1/3/2025	115,043	0.00%

CBS Corp.	USD125,000	4.85%	1/7/2042	115,001	0.00%
Federal National Mortgage Association	USD108,707	5.00%	1/8/2040	114,983	0.00%
Federal National Mortgage Association	USD110,090	4.50%	1/2/2040	114,957	0.00%
Ally Auto Receivables Trust 2017	USD117,000	1.96%	15/7/2022	114,804	0.00%
Coca-Cola European Partners plc	EUR100,000	1.88%	18/3/2030	114,796	0.00%
Federal Home Loan Mortgage Corp.	USD112,174	4.00%	1/2/2026	114,769	0.00%
Whirlpool Corp.	EUR100,000	0.63%	12/3/2020	114,752	0.00%
International Flavors & Fragrances, Inc.	EUR100,000	0.50%	25/9/2021	114,667	0.00%
South Carolina Electric & Gas Co.	USD110,000	5.10%	1/6/2065	114,616	0.00%
Loews Corp.	USD125,000	4.13%	15/5/2043	114,569	0.00%
Kraft Heinz Foods Co.	EUR100,000	1.50%	24/5/2024	114,519	0.00%

	元本	利率	償還日	公正価格 (米ドル)	純資産総額 比率
Hartford Financial Services Group, Inc.	USD100,000	6.10%	1/10/2041	114,484	0.00%
Federal Home Loan Mortgage Corp.	USD106,430	5.50%	1/12/2036	114,466	0.00%
Commonwealth Edison Co.	USD125,000	3.75%	15/8/2047	114,300	0.00%
Keurig Dr Pepper, Inc.	USD125,000	3.43%	15/6/2027	114,228	0.00%
Pacific Gas & Electric Co.	USD125,000	4.25%	1/8/2023	114,219	0.00%
Northern Natural Gas Co.	USD120,000	4.30%	15/1/2049	114,153	0.00%
ONEOK Partners LP	USD110,000	6.13%	1/2/2041	114,122	0.00%
VF Corp.	EUR100,000	0.63%	20/9/2023	114,049	0.00%
MetLife Capital Trust IV	USD100,000	7.88%	15/12/2037	114,000	0.00%
Federal Home Loan Mortgage Corp.	USD111,374	4.00%	1/6/2025	113,939	0.00%
Federal Home Loan Mortgage Corp.	USD116,447	2.50%	1/9/2030	113,778	0.00%
Coventry Health Care, Inc.	USD110,000	5.45%	15/6/2021	113,739	0.00%
General Mills, Inc.	USD125,000	4.55%	17/4/2038	113,699	0.00%
Masco Corp.	USD125,000	3.50%	15/11/2027	113,575	0.00%
Federal National Mortgage Association	USD112,135	3.50%	1/9/2025	113,518	0.00%
McDonald's Corp.	USD100,000	5.70%	1/2/2039	113,270	0.00%
Government National Mortgage Association	USD106,460	5.50%	15/6/2033	113,166	0.00%
Newell Brands, Inc.	USD120,000	5.50%	1/4/2046	113,000	0.00%
Honda Auto Receivables 2017-2 Owner Trust	USD115,000	1.87%	15/9/2023	112,964	0.00%
Prudential Financial, Inc.	USD100,000	5.70%	14/12/2036	112,895	0.00%
South Carolina Electric & Gas Co.	USD100,000	5.45%	1/2/2041	112,738	0.00%
Duke University Health System, Inc.	USD115,000	3.92%	1/6/2047	112,607	0.00%
Fidelity National Information Services, Inc.	USD112,000	3.63%	15/10/2020	112,351	0.00%
Jabil, Inc.	USD125,000	3.95%	12/1/2028	112,218	0.00%
Kaiser Foundation Hospitals	USD100,000	4.88%	1/4/2042	112,121	0.00%
Federal Home Loan Mortgage Corp.	USD106,797	5.00%	1/4/2040	112,056	0.00%
Coca-Cola Co.	EUR100,000	1.63%	9/3/2035	111,868	0.00%
Ameren Corp.	USD115,000	3.65%	15/2/2026	111,788	0.00%
Kansas City Power & Light Co.	USD100,000	5.30%	1/10/2041	111,602	0.00%
Government National Mortgage Association	USD108,487	4.00%	15/10/2041	111,547	0.00%
New York State Electric & Gas Corp.	USD115,000	3.25%	1/12/2026	111,430	0.00%
Mondelez International, Inc.	EUR100,000	2.38%	6/3/2035	111,335	0.00%
Northwestern University	USD100,000	4.64%	1/12/2044	110,974	0.00%
Federal National Mortgage Association	USD103,465	5.50%	1/6/2038	110,970	0.00%
AHS Hospital Corp.	USD100,000	5.02%	1/7/2045	110,813	0.00%

Federal Home Loan Mortgage Corp.	USD110,011	3.50%	1/9/2042	110,807	0.00%
Apple, Inc.	USD125,000	3.45%	9/2/2045	110,696	0.00%
Baltimore Gas & Electric Co.	USD125,000	3.50%	15/8/2046	110,570	0.00%
Government National Mortgage Association	USD104,290	5.00%	20/2/2044	110,509	0.00%
Sunoco Logistics Partners Operations LP	USD125,000	5.30%	1/4/2044	110,425	0.00%
Federal National Mortgage Association	USD104,074	5.00%	1/3/2034	110,407	0.00%
JPMorgan Chase & Co.	USD100,000	5.40%	6/1/2042	110,117	0.00%
Buckeye Partners LP	USD125,000	3.95%	1/12/2026	110,081	0.00%
Federal National Mortgage Association	USD109,196	3.50%	1/12/2042	109,934	0.00%
Kroger Co.	USD125,000	4.45%	1/2/2047	109,836	0.00%
Anheuser-Busch InBev Finance, Inc.	CAD150,000	3.38%	25/1/2023	109,476	0.00%
Government National Mortgage Association	USD106,439	4.00%	15/12/2040	109,442	0.00%
Burlington Northern Santa Fe LLC	USD100,000	4.95%	15/9/2041	109,382	0.00%
Government National Mortgage Association	USD103,674	4.50%	15/7/2039	109,049	0.00%
Government National Mortgage Association	USD103,857	5.50%	20/5/2036	108,986	0.00%
Bank of America Corp. ^	CAD150,000	3.30%	24/4/2024	108,908	0.00%
Government National Mortgage Association	USD101,972	5.50%	15/10/2039	108,834	0.00%
Federal National Mortgage Association	USD106,608	3.50%	1/4/2027	108,768	0.00%
Federal National Mortgage Association	USD107,844	3.50%	1/11/2042	108,576	0.00%
Southern California Edison Co.	USD100,000	5.50%	15/3/2040	108,530	0.00%
Cummins, Inc.	USD100,000	4.88%	1/10/2043	108,407	0.00%
John Deere Canada Funding, Inc.	CAD150,000	2.70%	17/1/2023	108,350	0.00%
Western Gas Partners LP	USD125,000	5.30%	1/3/2048	108,089	0.00%
Federal Home Loan Mortgage Corp.	USD105,546	4.00%	1/5/2042	107,750	0.00%
Federal Home Loan Mortgage Corp.	USD103,093	4.50%	1/5/2031	107,734	0.00%
Bank of America Corp. ^	CAD150,000	2.60%	15/3/2023	107,721	0.00%
Federal National Mortgage Association	USD109,774	3.00%	1/11/2042	107,285	0.00%
Federal National Mortgage Association	USD101,045	5.00%	1/3/2034	107,200	0.00%
Government National Mortgage Association	USD104,659	4.00%	15/9/2044	107,191	0.00%
Federal Home Loan Mortgage Corp.	USD103,853	4.00%	1/9/2040	106,789	0.00%
JobsOhio Beverage System	USD100,000	4.53%	1/1/2035	106,723	0.00%
Applied Materials, Inc.	USD100,000	5.10%	1/10/2035	106,654	0.00%
Brown-Forman Corp.	USD100,000	4.50%	15/7/2045	106,369	0.00%

	元本	利率	償還日	公正価格 (米ドル)	純資産総額 比率
ONE Gas, Inc.	USD100,000	4.66%	1/2/2044	106,239	0.00%
AT&T, Inc.	USD100,000	6.35%	15/3/2040	106,134	0.00%
AT&T, Inc.	CAD150,000	5.10%	25/11/2048	106,013	0.00%
Government National Mortgage Association	USD98,037	6.00%	15/12/2039	105,886	0.00%
Federal National Mortgage Association	USD108,219	3.00%	1/12/2042	105,698	0.00%
Federal National Mortgage Association	USD105,541	3.50%	1/8/2044	105,652	0.00%
Goldman Sachs Group, Inc.	USD100,000	5.95%	15/1/2027	105,627	0.00%
Government National Mortgage Association	USD101,200	4.50%	20/4/2040	105,611	0.00%
Federal National Mortgage Association	USD107,469	3.00%	1/12/2042	105,599	0.00%
Federal National Mortgage Association	USD101,123	4.50%	1/12/2043	105,586	0.00%
Federal Home Loan Mortgage Corp.	USD104,218	3.50%	1/1/2032	105,583	0.00%
NYU Langone Hospitals	USD100,000	4.78%	1/7/2044	105,475	0.00%
PeaceHealth Obligated Group	USD100,000	4.79%	15/11/2048	105,345	0.00%

UnitedHealth Group, Inc.	USD105,000	3.35%	15/7/2022	105,320	0.00%
Nationwide Financial Services, Inc.	USD100,000	5.30%	18/11/2044	105,315	0.00%
Federal National Mortgage Association	USD105,174	3.00%	1/7/2029	105,122	0.00%
Federal Home Loan Mortgage Corp.^	USD100,000	3.99%	25/8/2033	105,073	0.00%
Puget Energy, Inc.	USD100,000	6.50%	15/12/2020	104,988	0.00%
Morgan Stanley	USD100,000	5.50%	28/7/2021	104,854	0.00%
PPL Electric Utilities Corp.	USD105,000	4.15%	1/10/2045	104,812	0.00%
Federal National Mortgage Association	USD100,279	4.50%	1/1/2042	104,772	0.00%
Morgan Stanley	USD100,000	5.75%	25/1/2021	104,380	0.00%
NextEra Energy Capital Holdings, Inc.^	USD125,000	4.80%	1/12/2077	104,219	0.00%
Federal National Mortgage Association	USD101,416	4.00%	1/1/2041	104,182	0.00%
Federal National Mortgage Association	USD106,608	3.00%	1/9/2045	104,057	0.00%
Federal Home Loan Mortgage Corp.	USD101,638	4.00%	1/10/2040	103,900	0.00%
Molson Coors International LP	CAD150,000	3.44%	15/7/2026	103,882	0.00%
Federal National Mortgage Association	USD101,355	4.00%	1/12/2040	103,815	0.00%
BANK 2018-BNK14	USD100,000	4.48%	15/9/2060	103,726	0.00%
Moody ' s Corp.	USD100,000	5.50%	1/9/2020	103,556	0.00%
Goldman Sachs Group, Inc.	USD100,000	6.00%	15/6/2020	103,508	0.00%
ONE Gas, Inc.	USD100,000	4.50%	1/11/2048	103,325	0.00%
WW Grainger, Inc.	USD100,000	4.60%	15/6/2045	103,251	0.00%
Wells Fargo Capital X	USD100,000	5.95%	15/12/2036	103,125	0.00%
International Lease Finance Corp.	USD100,000	5.88%	15/8/2022	103,125	0.00%
BENCHMARK 2018-B6 Mortgage Trust	USD100,000	4.44%	10/10/2051	103,065	0.00%
Federal Home Loan Mortgage Corp.^	USD100,000	3.53%	25/7/2023	103,038	0.00%
JPMorgan Chase & Co.	USD100,000	4.50%	24/1/2022	103,013	0.00%
Allstate Corp.^	USD100,000	6.50%	15/5/2057	103,000	0.00%
Morgan Stanley Bank of America Merrill Lynch Trust 2013	USD100,000	4.04%	15/11/2046	102,995	0.00%
Martin Marietta Materials, Inc.	USD125,000	4.25%	15/12/2047	102,952	0.00%
Bio-Rad Laboratories, Inc.	USD100,000	4.88%	15/12/2020	102,892	0.00%
Toledo Hospital	USD100,000	6.02%	15/11/2048	102,863	0.00%
Abbott Laboratories	USD100,000	4.75%	15/4/2043	102,860	0.00%
JPMorgan Chase & Co.	USD100,000	4.63%	10/5/2021	102,842	0.00%
Mead Johnson Nutrition Co.	USD100,000	4.60%	1/6/2044	102,825	0.00%
Energy Transfer Operating LP	USD100,000	6.63%	15/10/2036	102,804	0.00%
JP Morgan Chase Commercial Mortgage Securities Trust 2012	USD104,472	2.83%	15/10/2045	102,793	0.00%
Bank of America Corp.	USD100,000	4.88%	1/4/2044	102,753	0.00%
Avista Corp.	USD100,000	4.35%	1/6/2048	102,673	0.00%
Moody ' s Corp.	USD100,000	4.50%	1/9/2022	102,615	0.00%
Discovery Communications LLC	USD105,000	3.80%	13/3/2024	102,585	0.00%
Citigroup, Inc.^	USD105,000	4.08%	23/4/2029	102,509	0.00%
Expedia Group, Inc.	USD100,000	5.00%	15/2/2026	102,485	0.00%
Digital Realty Trust LP	USD100,000	4.75%	1/10/2025	102,451	0.00%
Brooklyn Union Gas Co.	USD100,000	4.50%	10/3/2046	102,422	0.00%
Wells Fargo & Co.	USD100,000	4.60%	1/4/2021	102,379	0.00%
Federal Home Loan Mortgage Corp.	USD104,150	2.50%	1/6/2028	102,376	0.00%
Packaging Corp. of America	USD100,000	4.50%	1/11/2023	102,313	0.00%
Humana, Inc.	USD100,000	4.95%	1/10/2044	102,290	0.00%
Lockheed Martin Corp.	USD100,000	4.50%	15/5/2036	102,256	0.00%

ERP Operating LP	USD100,000	4.15%	1/12/2028	102,234	0.00%
Goldman Sachs Group, Inc.	USD100,000	5.38%	15/3/2020	102,219	0.00%
Keysight Technologies, Inc.	USD100,000	4.55%	30/10/2024	102,213	0.00%
JPMorgan Chase & Co.	USD100,000	4.95%	25/3/2020	102,187	0.00%
Indiana Michigan Power Co.	USD100,000	4.55%	15/3/2046	102,186	0.00%
Amphenol Corp.	USD100,000	4.00%	1/2/2022	102,184	0.00%
BENCHMARK 2018-B3 Mortgage Trust	USD100,000	3.85%	10/4/2051	102,122	0.00%

	元本	利率	償還日	公正価格 (米ドル)	純資産総額 比率
Charter Communications Operating LLC/ Charter Communications Operating Capital	USD100,000	6.83%	23/10/2055	102,075	0.00%
Federal National Mortgage Association^	USD102,632	2.17%	25/9/2019	102,065	0.00%
Cisco Systems, Inc.	USD100,000	3.63%	4/3/2024	102,065	0.00%
Government National Mortgage Association	USD103,442	3.00%	15/12/2042	102,012	0.00%
Highmark, Inc.	USD100,000	4.75%	15/5/2021	101,992	0.00%
Jefferies Financial Group, Inc.	USD100,000	5.50%	18/10/2023	101,980	0.00%
Medtronic, Inc.	USD100,000	4.50%	15/3/2042	101,970	0.00%
Massachusetts Institute of Technology	USD100,000	3.96%	1/7/2038	101,954	0.00%
Toledo Hospital	USD100,000	5.33%	15/11/2028	101,902	0.00%
Union Pacific Corp.	USD100,000	4.16%	15/7/2022	101,859	0.00%
Ameren Illinois Co.	USD100,000	3.80%	15/5/2028	101,766	0.00%
CHRISTUS Health	USD100,000	4.34%	1/7/2028	101,753	0.00%
Allstate Corp.	USD100,000	4.50%	15/6/2043	101,732	0.00%
JPMorgan Chase & Co.	USD100,000	4.25%	15/10/2020	101,721	0.00%
Legg Mason, Inc.	USD100,000	4.75%	15/3/2026	101,717	0.00%
Bank of New York Mellon Corp.	USD100,000	4.60%	15/1/2020	101,649	0.00%
JPMBB Commercial Mortgage Securities Trust 2015	USD100,000	3.82%	15/7/2048	101,626	0.00%
Federal Home Loan Mortgage Corp.	USD100,000	3.17%	25/10/2024	101,500	0.00%
Western Union Co.	USD100,000	5.25%	1/4/2020	101,464	0.00%
Trimble, Inc.	USD100,000	4.75%	1/12/2024	101,448	0.00%
Federal Home Loan Mortgage Corp.	USD100,000	3.11%	25/2/2023	101,369	0.00%
BENCHMARK 2018-B2 Mortgage Trust	USD100,000	3.66%	15/2/2051	101,368	0.00%
Prologis LP	USD100,000	3.88%	15/9/2028	101,362	0.00%
UBS Commercial Mortgage Trust 2018^	USD100,000	4.22%	15/2/2051	101,322	0.00%
NYU Langone Hospitals	USD100,000	4.37%	1/7/2047	101,302	0.00%
Textron, Inc.	USD100,000	4.30%	1/3/2024	101,299	0.00%
Federal Home Loan Mortgage Corp.	USD100,000	3.75%	25/11/2032	101,275	0.00%
PACCAR Financial Corp.	USD100,000	3.40%	9/8/2023	101,241	0.00%
Federal National Mortgage Association	USD102,416	2.50%	1/12/2027	101,240	0.00%
Caterpillar Financial Services Corp.	USD100,000	3.65%	7/12/2023	101,224	0.00%
Alexandria Real Estate Equities, Inc.	USD100,000	4.70%	1/7/2030	101,188	0.00%
Simon Property Group LP	USD105,000	3.30%	15/1/2026	101,181	0.00%
Bank of New York Mellon Corp.	USD100,000	3.55%	23/9/2021	101,164	0.00%
Mayo Clinic	USD100,000	4.13%	15/11/2052	101,140	0.00%
Flowers Foods, Inc.	USD100,000	4.38%	1/4/2022	101,132	0.00%
Thermo Fisher Scientific, Inc.	USD100,000	4.15%	1/2/2024	101,057	0.00%
International Flavors & Fragrances, Inc.	USD100,000	4.45%	26/9/2028	101,050	0.00%

Williams Cos, Inc.	USD100,000	5.80%	15/11/2043	101,035	0.00%
GLP Capital LP/GLP Financing II, Inc.	USD100,000	5.38%	1/11/2023	101,000	0.00%
Cadence Design Systems, Inc.	USD100,000	4.38%	15/10/2024	100,998	0.00%
Federal Home Loan Mortgage Corp.	USD97,368	4.50%	1/3/2044	100,986	0.00%
WP Carey, Inc.	USD100,000	4.60%	1/4/2024	100,978	0.00%
Alexandria Real Estate Equities, Inc.	USD100,000	4.00%	15/1/2024	100,963	0.00%
Federal National Mortgage Association	USD93,398	6.00%	1/11/2034	100,936	0.00%
Wells Fargo Commercial Mortgage Trust 2015	USD100,000	3.64%	15/6/2048	100,904	0.00%
DR Horton, Inc.	USD100,000	4.38%	15/9/2022	100,869	0.00%
Reliance Standard Life Global Funding II	USD100,000	3.85%	19/9/2023	100,821	0.00%
UBS Commercial Mortgage Trust 2017^	USD100,000	4.06%	15/12/2050	100,797	0.00%
MPLX LP	USD100,000	4.88%	1/6/2025	100,790	0.00%
Hospitality Properties Trust	USD110,000	4.38%	15/2/2030	100,783	0.00%
Mid-Atlantic Interstate Transmission LLC	USD100,000	4.10%	15/5/2028	100,724	0.00%
Northrop Grumman Corp.	USD100,000	4.75%	1/6/2043	100,705	0.00%
Black Hills Corp.	USD100,000	4.35%	1/5/2033	100,675	0.00%
Illinois Tool Works, Inc.	USD100,000	3.38%	15/9/2021	100,655	0.00%
American Express Credit Account Master Trust	USD100,000	3.18%	15/4/2024	100,635	0.00%
Brandywine Operating Partnership LP	USD100,000	3.95%	15/2/2023	100,610	0.00%
Realty Income Corp.	USD100,000	4.13%	15/10/2026	100,585	0.00%
Nationwide Mutual Insurance Co.	USD100,000	4.95%	22/4/2044	100,557	0.00%
PPL Capital Funding, Inc.	USD100,000	5.00%	15/3/2044	100,547	0.00%
Morgan Stanley Bank of America Merrill Lynch Trust 2015	USD100,000	3.64%	15/10/2048	100,543	0.00%
Government National Mortgage Association	USD101,938	3.00%	15/5/2043	100,533	0.00%
Federal Home Loan Mortgage Corp.	USD100,000	3.02%	25/1/2025	100,461	0.00%
Federal Home Loan Mortgage Corp.	USD92,929	6.00%	1/5/2040	100,441	0.00%
Hospitality Properties Trust	USD100,000	4.50%	15/6/2023	100,407	0.00%
Nissan Auto Receivables 2018-A Owner Trust	USD100,000	2.89%	17/6/2024	100,392	0.00%
Jackson National Life Global Funding	USD100,000	3.88%	11/6/2025	100,389	0.00%
Guardian Life Insurance Co. of America	USD100,000	4.85%	24/1/2077	100,369	0.00%

	元本	利率	償還日	公正価格 (米ドル)	純資産総額 比率
GM Financial Consumer Automobile Receivables Trust 2018	USD100,000	3.02%	18/12/2023	100,358	0.00%
Advocate Health & Hospitals Corp.	USD100,000	4.27%	15/8/2048	100,302	0.00%
Federal Home Loan Mortgage Corp.	USD100,000	3.15%	25/11/2025	100,296	0.00%
General Electric Co.	USD100,000	4.63%	7/1/2021	100,277	0.00%
Biogen, Inc.	USD100,000	3.63%	15/9/2022	100,227	0.00%
21st Century Fox America, Inc.	USD100,000	3.70%	15/9/2024	100,211	0.00%
Hanover Insurance Group, Inc.	USD100,000	4.50%	15/4/2026	100,203	0.00%
Hershey Co.	USD100,000	3.10%	15/5/2021	100,202	0.00%
PepsiCo, Inc.	USD100,000	3.50%	17/7/2025	100,196	0.00%
CarMax Auto Owner Trust 2018	USD100,000	2.98%	17/1/2023	100,194	0.00%
Hyundai Auto Receivables Trust 2018	USD100,000	2.94%	17/6/2024	100,179	0.00%
Federal Home Loan Mortgage Corp.	USD100,000	3.29%	25/11/2027	100,176	0.00%
International Paper Co.	USD100,000	3.65%	15/6/2024	100,157	0.00%
Federal National Mortgage Association	USD96,992	4.00%	1/7/2031	100,144	0.00%

Mosaic Co.	USD100,000	5.63%	15/11/2043	100,143	0.00%
Puget Sound Energy, Inc.	USD100,000	4.30%	20/5/2045	100,140	0.00%
Block Financial LLC	USD100,000	5.25%	1/10/2025	100,127	0.00%
Oklahoma Gas & Electric Co.	USD100,000	3.80%	15/8/2028	100,109	0.00%
UnitedHealth Group, Inc.	USD100,000	3.15%	15/6/2021	100,095	0.00%
American Campus Communities Operating Partnership LP	USD100,000	4.13%	1/7/2024	100,084	0.00%
Colonial Pipeline Co.	USD100,000	3.75%	1/10/2025	100,079	0.00%
UDR, Inc.	USD100,000	4.00%	1/10/2025	100,077	0.00%
Cisco Systems, Inc.	USD100,000	2.90%	4/3/2021	100,000	0.00%
Kroger Co.	USD125,000	3.88%	15/10/2046	99,999	0.00%
Volkswagen Auto Loan Enhanced Trust 2018	USD100,000	3.02%	21/11/2022	99,980	0.00%
Mohawk Industries, Inc.	USD100,000	3.85%	1/2/2023	99,974	0.00%
Wells Fargo Commercial Mortgage Trust 2015	USD100,000	3.54%	15/5/2048	99,970	0.00%
CenterPoint Energy, Inc.	USD100,000	3.85%	1/2/2024	99,964	0.00%
Federal National Mortgage Association	USD99,271	3.50%	1/10/2042	99,943	0.00%
Sysco Corp.	USD100,000	4.85%	1/10/2045	99,937	0.00%
Wm Wrigley Jr Co.	USD100,000	3.38%	21/10/2020	99,936	0.00%
State of California	USD100,000	2.80%	1/4/2021	99,912	0.00%
First Horizon National Corp.	USD100,000	3.50%	15/12/2020	99,893	0.00%
Federal Home Loan Mortgage Corp.	USD100,000	2.79%	25/1/2022	99,892	0.00%
Vereit Operating Partnership LP	USD100,000	4.88%	1/6/2026	99,867	0.00%
State of California	USD100,000	3.50%	1/4/2028	99,837	0.00%
DXC Technology Co.	USD100,000	4.25%	15/4/2024	99,817	0.00%
Welltower, Inc.	USD100,000	3.75%	15/3/2023	99,773	0.00%
Boston Properties LP	USD100,000	3.85%	1/2/2023	99,744	0.00%
Southern California Gas Co.	USD100,000	4.13%	1/6/2048	99,729	0.00%
Morgan Stanley	USD100,000	3.75%	25/2/2023	99,720	0.00%
Assurant, Inc.	USD100,000	4.20%	27/9/2023	99,714	0.00%
CA, Inc.	USD100,000	3.60%	1/8/2020	99,709	0.00%
Federal Home Loan Mortgage Corp.	USD100,000	2.72%	25/6/2022	99,703	0.00%
Florida Power & Light Co.	USD100,000	4.05%	1/10/2044	99,664	0.00%
RPM International, Inc.	USD100,000	5.25%	1/6/2045	99,659	0.00%
Zoetis, Inc.	USD100,000	3.25%	20/8/2021	99,650	0.00%
Xilinx, Inc.	USD100,000	3.00%	15/3/2021	99,641	0.00%
Aircastle Ltd.	USD100,000	5.00%	1/4/2023	99,625	0.00%
Caterpillar Financial Services Corp.	USD100,000	2.90%	15/3/2021	99,619	0.00%
Kinder Morgan Energy Partners LP	USD100,000	3.95%	1/9/2022	99,599	0.00%
Citibank Credit Card Issuance Trust	USD100,000	2.15%	15/7/2021	99,562	0.00%
Mercedes-Benz Auto Lease Trust 2018	USD100,000	2.41%	16/2/2021	99,559	0.00%
GATX Corp.	USD100,000	4.55%	7/11/2028	99,555	0.00%
Wells Fargo & Co.	USD100,000	3.50%	8/3/2022	99,512	0.00%
Metropolitan Edison Co.	USD100,000	3.50%	15/3/2023	99,503	0.00%
GLP Capital LP/GLP Financing II, Inc.	USD100,000	4.38%	15/4/2021	99,500	0.00%
Federal Home Loan Mortgage Corp.	USD100,000	2.64%	25/1/2023	99,498	0.00%
Assurant, Inc.	USD100,000	4.00%	15/3/2023	99,469	0.00%
Automatic Data Processing, Inc.	USD100,000	3.38%	15/9/2025	99,457	0.00%
Estee Lauder Cos, Inc.	USD100,000	4.15%	15/3/2047	99,440	0.00%
Walgreens Boots Alliance, Inc.	USD100,000	3.30%	18/11/2021	99,430	0.00%

Indiana University Health, Inc. Obligated Group	USD100,000	3.97%	1/11/2048	99,404	0.00%
Delta Air Lines, Inc.	USD100,000	3.40%	19/4/2021	99,388	0.00%
Express Scripts Holding Co.	USD100,000	3.30%	25/2/2021	99,385	0.00%
JPMCC Commercial Mortgage Securities Trust 2017	USD100,000	3.05%	15/7/2050	99,366	0.00%
JB Hunt Transport Services, Inc.	USD100,000	3.30%	15/8/2022	99,364	0.00%
XLIT Ltd.	USD100,000	4.45%	31/3/2025	99,360	0.00%

	元本	利率	償還日	公正価格 (米ドル)	純資産総額 比率
Kaiser Foundation Hospitals	USD100,000	3.50%	1/4/2022	99,336	0.00%
Federal Home Loan Mortgage Corp.	USD100,000	3.42%	25/4/2032	99,309	0.00%
GATX Corp.	USD100,000	2.60%	30/3/2020	99,309	0.00%
Federal Home Loan Mortgage Corp.	USD92,303	5.50%	1/9/2035	99,293	0.00%
Masco Corp.	USD100,000	4.45%	1/4/2025	99,293	0.00%
CarMax Auto Owner Trust 2018	USD100,000	2.48%	15/11/2022	99,280	0.00%
Healthcare Trust of America Holdings LP	USD100,000	3.38%	15/7/2021	99,249	0.00%
Flowserve Corp.	USD100,000	4.00%	15/11/2023	99,220	0.00%
Burlington Northern Santa Fe LLC	USD100,000	3.05%	1/9/2022	99,217	0.00%
Caterpillar Financial Services Corp.	USD100,000	3.25%	1/12/2024	99,212	0.00%
Barclays Dryrock Issuance Trust 2016	USD100,000	1.52%	16/5/2022	99,190	0.00%
Alexandria Real Estate Equities, Inc.	USD100,000	2.75%	15/1/2020	99,185	0.00%
Brown-Forman Corp.	USD100,000	3.50%	15/4/2025	99,183	0.00%
Bank of New York Mellon Corp.	USD100,000	2.60%	17/8/2020	99,172	0.00%
PacifiCorp	USD100,000	2.95%	1/2/2022	99,162	0.00%
Southern California Edison Co.	USD100,000	3.40%	1/6/2023	99,157	0.00%
Federal Home Loan Mortgage Corp.	USD100,000	2.51%	25/11/2022	99,155	0.00%
University of Southern California	USD100,000	3.84%	1/10/2047	99,154	0.00%
Chevron Corp.	USD100,000	1.99%	3/3/2020	99,065	0.00%
Automatic Data Processing, Inc.	USD100,000	2.25%	15/9/2020	99,058	0.00%
Microsoft Corp.	USD100,000	1.85%	12/2/2020	99,045	0.00%
John Deere Capital Corp.	USD100,000	2.20%	13/3/2020	99,044	0.00%
Lam Research Corp.	USD100,000	3.80%	15/3/2025	99,037	0.00%
Fidelity National Information Services, Inc.	USD100,000	4.25%	15/5/2028	99,036	0.00%
CarMax Auto Owner Trust 2017	USD100,000	2.11%	17/10/2022	99,020	0.00%
JPMorgan Chase & Co.	USD100,000	3.25%	23/9/2022	99,019	0.00%
Norfolk Southern Corp.	USD100,000	5.10%	1/8/2118	99,008	0.00%
Synchrony Credit Card Master Note Trust	USD100,000	1.58%	15/9/2022	98,995	0.00%
Highwoods Realty LP	USD100,000	3.20%	15/6/2021	98,978	0.00%
University of Chicago	USD100,000	4.00%	1/10/2053	98,978	0.00%
Valero Energy Partners LP	USD100,000	4.50%	15/3/2028	98,911	0.00%
Marriott International, Inc.	USD100,000	3.13%	15/10/2021	98,908	0.00%
Rockwell Automation, Inc.	USD100,000	2.05%	1/3/2020	98,889	0.00%
Federal Home Loan Mortgage Corp.	USD98,694	3.00%	1/1/2027	98,875	0.00%
Walt Disney Co.	USD100,000	2.15%	17/9/2020	98,857	0.00%
Lockheed Martin Corp.	USD100,000	2.50%	23/11/2020	98,815	0.00%
Sempra Energy	USD100,000	2.40%	1/2/2020	98,814	0.00%
Whirlpool Corp.	USD100,000	4.00%	1/3/2024	98,812	0.00%
Potomac Electric Power Co.	USD100,000	4.15%	15/3/2043	98,778	0.00%
John Deere Capital Corp.	USD100,000	2.45%	11/9/2020	98,711	0.00%

WEC Energy Group, Inc.	USD100,000	2.45%	15/6/2020	98,708	0.00%
Morgan Stanley Bank of America Merrill Lynch Trust 2017	USD100,000	3.54%	15/11/2052	98,697	0.00%
E*TRADE Financial Corp.	USD100,000	4.50%	20/6/2028	98,686	0.00%
Vulcan Materials Co.	USD100,000	4.50%	1/4/2025	98,677	0.00%
Estee Lauder Cos, Inc.	USD100,000	1.80%	7/2/2020	98,663	0.00%
Chase Issuance Trust	USD100,000	1.84%	15/4/2022	98,661	0.00%
Allergan Funding SCS	USD100,000	3.45%	15/3/2022	98,631	0.00%
Brown & Brown, Inc.	USD100,000	4.20%	15/9/2024	98,619	0.00%
State of Wisconsin	USD100,000	3.15%	1/5/2027	98,595	0.00%
Fortune Brands Home & Security, Inc.	USD100,000	3.00%	15/6/2020	98,576	0.00%
Delmarva Power & Light Co.	USD100,000	4.15%	15/5/2045	98,562	0.00%
eBay, Inc.	USD100,000	2.15%	5/6/2020	98,550	0.00%
Federal National Mortgage Association^	USD100,000	3.09%	25/4/2027	98,546	0.00%
PacifiCorp	USD100,000	2.95%	1/6/2023	98,541	0.00%
Branch Banking & Trust Co.	USD100,000	3.63%	16/9/2025	98,518	0.00%
Johnson Controls International plc	USD100,000	3.63%	2/7/2024	98,516	0.00%
American Airlines 2015-1 Class A Pass Through Trust	USD103,510	3.38%	1/5/2027	98,495	0.00%
Federal Home Loan Mortgage Corp.	USD100,000	2.45%	25/8/2023	98,490	0.00%
Baltimore Gas & Electric Co.	USD100,000	4.25%	15/9/2048	98,487	0.00%
Corning, Inc.	USD100,000	2.90%	15/5/2022	98,458	0.00%
Consolidated Edison, Inc.	USD100,000	2.00%	15/3/2020	98,446	0.00%
International Business Machines Corp.	USD100,000	3.38%	1/8/2023	98,402	0.00%
Eagle Materials, Inc.	USD100,000	4.50%	1/8/2026	98,375	0.00%
Total System Services, Inc.	USD100,000	3.75%	1/6/2023	98,330	0.00%
ConocoPhillips Canada Funding Co. I	USD75,000	7.40%	1/12/2031	98,322	0.00%
FedEx Corp.	USD100,000	5.10%	15/1/2044	98,320	0.00%
Hershey Co.	USD100,000	3.20%	21/8/2025	98,317	0.00%
Zoetis, Inc.	USD100,000	3.90%	20/8/2028	98,293	0.00%

	元本	利率	償還日	公正価格 (米ドル)	純資産総額 比率
Marsh & McLennan Cos, Inc.	USD100,000	3.75%	14/3/2026	98,286	0.00%
Lam Research Corp.	USD100,000	2.80%	15/6/2021	98,279	0.00%
FLIR Systems, Inc.	USD100,000	3.13%	15/6/2021	98,275	0.00%
International Paper Co.	USD100,000	3.80%	15/1/2026	98,206	0.00%
BANK 2017-BKN ⁵	USD100,000	3.62%	15/6/2060	98,203	0.00%
Packaging Corp. of America	USD100,000	2.45%	15/12/2020	98,203	0.00%
CF Industries, Inc.	USD100,000	4.50%	1/12/2026	98,195	0.00%
Federal Home Loan Mortgage Corp.	USD100,000	3.46%	25/11/2032	98,180	0.00%
Citigroup Commercial Mortgage Trust 2015	USD100,000	3.14%	10/2/2048	98,180	0.00%
Chevron Corp.	USD100,000	2.50%	3/3/2022	98,172	0.00%
Tampa Electric Co.	USD100,000	4.45%	15/6/2049	98,165	0.00%
Costco Wholesale Corp.	USD100,000	2.15%	18/5/2021	98,156	0.00%
National Rural Utilities Cooperative Finance Corp.	USD100,000	3.40%	7/2/2028	98,155	0.00%
Westar Energy, Inc.	USD100,000	4.13%	1/3/2042	98,152	0.00%
PPL Capital Funding, Inc.	USD100,000	4.70%	1/6/2043	98,132	0.00%
American Tower Corp.	USD100,000	3.50%	31/1/2023	98,132	0.00%

Zoetis, Inc.	USD100,000	3.25%	1/2/2023	98,132	0.00%
Nvent Finance Sarl	USD100,000	3.95%	15/4/2023	98,125	0.00%
Continental Resources, Inc.	USD100,000	4.50%	15/4/2023	98,125	0.00%
Snap-on, Inc.	USD100,000	3.25%	1/3/2027	98,124	0.00%
Total System Services, Inc.	USD100,000	4.45%	1/6/2028	98,113	0.00%
Express Scripts Holding Co.	USD100,000	2.60%	30/11/2020	98,080	0.00%
Eversource Energy	USD100,000	2.50%	15/3/2021	98,065	0.00%
Wells Fargo & Co.	USD100,000	3.45%	13/2/2023	98,051	0.00%
Markel Corp.	USD100,000	5.00%	5/4/2046	98,042	0.00%
Chevron Phillips Chemical Co. LLC/Chevron Phillips Chemical Co. LP	USD100,000	3.40%	1/12/2026	97,983	0.00%
Highwoods Realty LP	USD100,000	4.13%	15/3/2028	97,962	0.00%
Merck & Co., Inc.	USD100,000	2.35%	10/2/2022	97,948	0.00%
Chevron Corp.	USD100,000	2.90%	3/3/2024	97,912	0.00%
Federal National Mortgage Association	USD100,000	2.59%	25/12/2024	97,882	0.00%
Norfolk Southern Corp.	USD100,000	2.90%	15/2/2023	97,867	0.00%
American Electric Power Co., Inc.	USD100,000	2.15%	13/11/2020	97,850	0.00%
JPMCC Commercial Mortgage Securities Trust 2017	USD100,000	3.74%	15/7/2050	97,850	0.00%
Eversource Energy	USD100,000	2.75%	15/3/2022	97,841	0.00%
General Motors Financial Co., Inc.	USD100,000	5.25%	1/3/2026	97,792	0.00%
PPL Capital Funding, Inc.	USD100,000	3.40%	1/6/2023	97,760	0.00%
Aon plc	USD100,000	4.75%	15/5/2045	97,734	0.00%
Johns Hopkins Health System Corp.	USD100,000	3.84%	15/5/2046	97,728	0.00%
UBS Commercial Mortgage Trust 2017	USD100,000	3.47%	15/11/2050	97,705	0.00%
Wells Fargo Commercial Mortgage Trust 2017	USD100,000	3.32%	15/10/2050	97,682	0.00%
Northrop Grumman Corp.	USD100,000	3.25%	1/8/2023	97,675	0.00%
MidAmerican Energy Co.	USD100,000	3.10%	1/5/2027	97,653	0.00%
Kinder Morgan Energy Partners LP	USD100,000	3.50%	1/9/2023	97,649	0.00%
Kansas City Southern	USD100,000	4.70%	1/5/2048	97,647	0.00%
Continental Resources, Inc.	USD110,000	4.90%	1/6/2044	97,625	0.00%
General Electric Co.	USD125,000	4.13%	9/10/2042	97,617	0.00%
Berkshire Hathaway Energy Co.	USD100,000	2.80%	15/1/2023	97,616	0.00%
AmerisourceBergen Corp.	USD100,000	3.40%	15/5/2024	97,607	0.00%
Wells Fargo Commercial Mortgage Trust 2017	USD100,000	3.70%	15/9/2050	97,607	0.00%
Hospitality Properties Trust	USD100,000	4.95%	15/2/2027	97,607	0.00%
Kansas City Southern	USD100,000	3.00%	15/5/2023	97,602	0.00%
Penske Truck Leasing Co. LP/PTL Finance Corp.	USD100,000	4.20%	1/4/2027	97,503	0.00%
National Retail Properties, Inc.	USD100,000	4.80%	15/10/2048	97,501	0.00%
Omega Healthcare Investors, Inc.	USD100,000	4.75%	15/1/2028	97,500	0.00%
CBS Corp.	USD100,000	3.70%	15/8/2024	97,480	0.00%
Public Service Electric & Gas Co.	USD100,000	1.90%	15/3/2021	97,446	0.00%
Hospitality Properties Trust	USD100,000	4.50%	15/3/2025	97,429	0.00%
McDonald's Corp.	USD100,000	4.60%	26/5/2045	97,404	0.00%
WP Carey, Inc.	USD100,000	4.00%	1/2/2025	97,385	0.00%
Keurig Dr Pepper, Inc.	USD100,000	4.99%	25/5/2038	97,378	0.00%
Newell Brands, Inc.	USD100,000	3.85%	1/4/2023	97,366	0.00%
Zoetis, Inc.	USD100,000	4.45%	20/8/2048	97,365	0.00%
Federal Home Loan Mortgage Corp.	USD99,139	3.00%	1/10/2043	97,365	0.00%
San Diego Gas & Electric Co.	USD100,000	4.15%	15/5/2048	97,331	0.00%

	元本	利率	償還日	公正価格 (米ドル)	純資産総額 比率
Aflac, Inc.	USD100,000	3.25%	17/3/2025	97,327	0.00%
Federal National Mortgage Association	USD95,952	3.50%	1/10/2028	97,299	0.00%
Amazon.com, Inc.	USD100,000	2.80%	22/8/2024	97,205	0.00%
Affiliated Managers Group, Inc.	USD100,000	3.50%	1/8/2025	97,201	0.00%
BP Capital Markets America, Inc.	USD100,000	2.75%	10/5/2023	97,199	0.00%
Packaging Corp. of America	USD100,000	3.65%	15/9/2024	97,195	0.00%
Dollar General Corp.	USD100,000	3.25%	15/4/2023	97,156	0.00%
ERAC USA Finance LLC	USD100,000	2.60%	1/12/2021	97,153	0.00%
Mastercard, Inc.	USD100,000	2.00%	21/11/2021	97,151	0.00%
Warner Media LLC	USD100,000	5.38%	15/10/2041	97,137	0.00%
Caterpillar Financial Services Corp.	USD100,000	2.63%	1/3/2023	97,136	0.00%
Federal National Mortgage Association	USD91,698	5.50%	1/7/2040	97,135	0.00%
Government National Mortgage Association	USD98,535	2.50%	20/6/2027	97,100	0.00%
PacifiCorp	USD100,000	4.10%	1/2/2042	97,076	0.00%
NextEra Energy Capital Holdings, Inc.	USD100,000	2.80%	15/1/2023	96,992	0.00%
Federal National Mortgage Association	USD92,841	4.50%	1/3/2041	96,991	0.00%
Realty Income Corp.	USD100,000	3.65%	15/1/2028	96,954	0.00%
Federal National Mortgage Association	USD96,979	3.00%	1/1/2030	96,931	0.00%
Northern Trust Corp.	USD100,000	2.38%	2/8/2022	96,923	0.00%
Procter & Gamble Co.	USD100,000	1.70%	3/11/2021	96,919	0.00%
Express Scripts Holding Co.	USD100,000	3.05%	30/11/2022	96,881	0.00%
Comcast Corp.	USD100,000	4.60%	15/8/2045	96,849	0.00%
Sherwin-Williams Co.	USD100,000	2.75%	1/6/2022	96,831	0.00%
RPM International, Inc.	USD100,000	3.75%	15/3/2027	96,793	0.00%
Healthcare Trust of America Holdings LP	USD100,000	2.95%	1/7/2022	96,784	0.00%
Celgene Corp.	USD100,000	2.25%	15/8/2021	96,779	0.00%
Interstate Power & Light Co.	USD100,000	3.25%	1/12/2024	96,761	0.00%
Thermo Fisher Scientific, Inc.	USD100,000	3.00%	15/4/2023	96,755	0.00%
Duke Energy Carolinas LLC	USD100,000	2.50%	15/3/2023	96,739	0.00%
BP Capital Markets America, Inc.	USD100,000	2.52%	19/9/2022	96,723	0.00%
Wells Fargo & Co.	USD100,000	3.30%	9/9/2024	96,703	0.00%
Microsoft Corp.	USD100,000	3.75%	1/5/2043	96,679	0.00%
Analog Devices, Inc.	USD100,000	2.50%	5/12/2021	96,679	0.00%
Snap-on, Inc.	USD100,000	4.10%	1/3/2048	96,676	0.00%
Sempra Energy	USD100,000	2.88%	1/10/2022	96,668	0.00%
NSTAR Electric Co.	USD100,000	3.20%	15/5/2027	96,666	0.00%
PPL Electric Utilities Corp.	USD100,000	3.95%	1/6/2047	96,664	0.00%
Deere & Co.	USD100,000	3.90%	9/6/2042	96,657	0.00%
Brixmor Operating Partnership LP	USD100,000	3.25%	15/9/2023	96,654	0.00%
Intercontinental Exchange, Inc.	USD100,000	2.35%	15/9/2022	96,637	0.00%
Public Service Electric & Gas Co.	USD100,000	2.38%	15/5/2023	96,630	0.00%
L3 Technologies, Inc.	USD100,000	3.85%	15/12/2026	96,629	0.00%
Federal Home Loan Mortgage Corp.	USD92,478	4.50%	1/4/2041	96,616	0.00%
CA, Inc.	USD100,000	3.60%	15/8/2022	96,609	0.00%
Eaton Vance Corp.	USD100,000	3.50%	6/4/2027	96,604	0.00%
NSTAR Electric Co.	USD100,000	2.38%	15/10/2022	96,602	0.00%
Discovery Communications LLC	USD100,000	3.95%	15/6/2025	96,590	0.00%

Burlington Northern Santa Fe LLC	USD100,000	4.15%	1/4/2045	96,566	0.00%
Southern Copper Corp.	USD100,000	3.88%	23/4/2025	96,565	0.00%
William Marsh Rice University	USD100,000	3.57%	15/5/2045	96,565	0.00%
DBJPM 17-C6 Mortgage Trust^	USD100,000	3.56%	10/6/2050	96,557	0.00%
Westar Energy, Inc.	USD100,000	4.10%	1/4/2043	96,551	0.00%
QUALCOMM, Inc.	USD100,000	4.65%	20/5/2035	96,537	0.00%
Hyatt Hotels Corp.	USD100,000	4.38%	15/9/2028	96,530	0.00%
IPALCO Enterprises, Inc.	USD100,000	3.70%	1/9/2024	96,500	0.00%
Activision Blizzard, Inc.	USD100,000	2.60%	15/6/2022	96,474	0.00%
Fluor Corp.	USD100,000	3.50%	15/12/2024	96,460	0.00%
Visa, Inc.	USD100,000	2.15%	15/9/2022	96,437	0.00%
Kirby Corp.	USD100,000	4.20%	1/3/2028	96,408	0.00%
Amgen, Inc.	USD100,000	1.85%	19/8/2021	96,404	0.00%
Roper Technologies, Inc.	USD100,000	3.80%	15/12/2026	96,361	0.00%
Sysco Corp.	USD100,000	2.60%	12/6/2022	96,356	0.00%
NiSource, Inc.	USD100,000	2.65%	17/11/2022	96,355	0.00%
Mastercard, Inc.	USD100,000	2.95%	21/11/2026	96,331	0.00%
Eli Lilly & Co.	USD100,000	2.75%	1/6/2025	96,322	0.00%
Mastercard, Inc.	USD100,000	3.80%	21/11/2046	96,268	0.00%
National Retail Properties, Inc.	USD100,000	3.60%	15/12/2026	96,267	0.00%
Jackson National Life Global Funding	USD100,000	2.10%	25/10/2021	96,250	0.00%
Motorola Solutions, Inc.	USD100,000	3.50%	1/3/2023	96,247	0.00%
ITC Holdings Corp.	USD100,000	2.70%	15/11/2022	96,224	0.00%
Alexandria Real Estate Equities, Inc.	USD100,000	3.45%	30/4/2025	96,158	0.00%

	元本	利率	償還日	公正価格 (米ドル)	純資産総額 比率
New York Life Global Funding	USD100,000	2.30%	10/6/2022	96,152	0.00%
Comcast Corp.	USD100,000	4.50%	15/1/2043	96,149	0.00%
eBay, Inc.	USD100,000	2.75%	30/1/2023	96,113	0.00%
Constellation Brands, Inc.	USD100,000	2.70%	9/5/2022	96,087	0.00%
Lincoln National Corp.	USD100,000	3.80%	1/3/2028	96,057	0.00%
Kaiser Foundation Hospitals	USD100,000	3.15%	1/5/2027	96,044	0.00%
Kimberly-Clark Corp.	USD100,000	2.40%	1/6/2023	96,022	0.00%
Anthem, Inc.	USD100,000	4.63%	15/5/2042	96,009	0.00%
Southern Power Co.	USD100,000	2.50%	15/12/2021	96,001	0.00%
Federal National Mortgage Association	USD75,000	6.25%	15/5/2029	95,995	0.00%
Dignity Health	USD100,000	4.50%	1/11/2042	95,986	0.00%
McKesson Corp.	USD100,000	3.95%	16/2/2028	95,948	0.00%
ITC Holdings Corp.	USD100,000	3.35%	15/11/2027	95,936	0.00%
Gilead Sciences, Inc.	USD100,000	2.50%	1/9/2023	95,907	0.00%
AutoZone, Inc.	USD100,000	3.75%	1/6/2027	95,904	0.00%
Baxter International, Inc.	USD100,000	1.70%	15/8/2021	95,900	0.00%
Southern Co. ^	USD100,000	5.50%	15/3/2057	95,875	0.00%
Marriott International, Inc.	USD100,000	2.30%	15/1/2022	95,829	0.00%
Eversource Energy	USD100,000	2.90%	1/10/2024	95,812	0.00%
Public Service Electric & Gas Co.	USD100,000	3.00%	15/5/2027	95,794	0.00%
United Technologies Corp.	USD100,000	1.95%	1/11/2021	95,784	0.00%
Trinity Health Corp.	USD100,000	4.13%	1/12/2045	95,779	0.00%
MetLife, Inc.	USD100,000	3.00%	1/3/2025	95,767	0.00%

FedEx Corp.	USD100,000	4.75%	15/11/2045	95,739	0.00%
O'Reilly Automotive, Inc.	USD100,000	3.55%	15/3/2026	95,717	0.00%
CSX Corp.	USD100,000	4.50%	1/8/2054	95,710	0.00%
Burlington Northern Santa Fe LLC	USD100,000	4.05%	15/6/2048	95,670	0.00%
Parker-Hannifin Corp.	USD100,000	3.25%	1/3/2027	95,653	0.00%
eBay, Inc.	USD100,000	3.45%	1/8/2024	95,593	0.00%
Atmos Energy Corp.	USD100,000	3.00%	15/6/2027	95,548	0.00%
Cleco Corporate Holdings LLC	USD100,000	3.74%	1/5/2026	95,519	0.00%
Sherwin-Williams Co.	USD100,000	3.13%	1/6/2024	95,507	0.00%
University of Notre Dame du Lac	USD100,000	3.44%	15/2/2045	95,490	0.00%
Duke Energy Florida LLC	USD110,000	3.40%	1/10/2046	95,479	0.00%
Lowe's Cos, Inc.	USD100,000	3.38%	15/9/2025	95,469	0.00%
International Paper Co.	USD100,000	5.15%	15/5/2046	95,468	0.00%
CVS Health Corp.	USD100,000	2.75%	1/12/2022	95,451	0.00%
Federal Home Loan Mortgage Corp.	USD90,325	5.00%	1/9/2039	95,443	0.00%
Phillips 66 Partners LP	USD100,000	3.61%	15/2/2025	95,432	0.00%
Coca-Cola Co.	USD100,000	2.90%	25/5/2027	95,413	0.00%
AmerisourceBergen Corp.	USD100,000	3.25%	1/3/2025	95,326	0.00%
Smithfield Foods, Inc.	USD100,000	2.65%	3/10/2021	95,288	0.00%
PacifiCorp	USD75,000	6.35%	15/7/2038	95,169	0.00%
Federal National Mortgage Association	USD91,019	4.50%	1/12/2041	95,104	0.00%
Berkshire Hathaway Energy Co.	USD100,000	3.25%	15/4/2028	95,079	0.00%
Federal Home Loan Mortgage Corp.	USD94,274	3.50%	1/1/2041	95,074	0.00%
Interstate Power & Light Co.	USD75,000	6.25%	15/7/2039	95,040	0.00%
Government National Mortgage Association	USD90,683	4.50%	20/6/2042	95,000	0.00%
FedEx Corp.	USD100,000	3.25%	1/4/2026	94,980	0.00%
University of Notre Dame du Lac	USD100,000	3.39%	15/2/2048	94,899	0.00%
WW Grainger, Inc.	USD100,000	4.20%	15/5/2047	94,895	0.00%
South Carolina Public Service Authority	USD100,000	2.39%	1/12/2023	94,893	0.00%
Government National Mortgage Association	USD92,419	4.00%	15/4/2045	94,839	0.00%
Black Hills Corp.	USD95,000	3.95%	15/1/2026	94,733	0.00%
Lowe's Cos, Inc.	USD100,000	4.65%	15/4/2042	94,672	0.00%
Keurig Dr Pepper, Inc.	USD100,000	3.13%	15/12/2023	94,670	0.00%
US Treasury Note	USD96,000	2.00%	15/2/2022	94,665	0.00%
Federal Home Loan Mortgage Corp.	USD89,336	5.00%	1/7/2035	94,609	0.00%
Air Lease Corp.	USD100,000	2.75%	15/1/2023	94,607	0.00%
Federal National Mortgage Association	USD88,075	6.00%	1/11/2035	94,564	0.00%
Archer-Daniels-Midland Co.	USD100,000	4.02%	16/4/2043	94,533	0.00%
Sysco Corp.	USD100,000	3.30%	15/7/2026	94,511	0.00%
American Electric Power Co., Inc.	USD100,000	3.20%	13/11/2027	94,464	0.00%
National Oilwell Varco, Inc.	USD100,000	2.60%	1/12/2022	94,463	0.00%
Precision Castparts Corp.	USD100,000	3.90%	15/1/2043	94,460	0.00%
Amgen, Inc.	USD100,000	2.25%	19/8/2023	94,422	0.00%
Physicians Realty LP	USD100,000	3.95%	15/1/2028	94,417	0.00%
International Lease Finance Corp.	USD85,000	8.63%	15/1/2022	94,400	0.00%

	元本	利率	償還日	公正価格 (米ドル)	純資産総額 比率
Kellogg Co.	USD100,000	2.65%	1/12/2023	94,298	0.00%
Clorox Co.	USD100,000	3.10%	1/10/2027	94,287	0.00%

Federal Home Loan Mortgage Corp.	USD87,657	5.50%	1/1/2039	94,281	0.00%
E*TRADE Financial Corp.	USD100,000	3.80%	24/8/2027	94,156	0.00%
General Electric Co.	USD100,000	3.15%	7/9/2022	94,146	0.00%
San Jose Redevelopment Agency Successor Agency	USD100,000	3.38%	1/8/2034	94,127	0.00%
Southern Co. Gas Capital Corp.	USD100,000	3.25%	15/6/2026	94,122	0.00%
Federal Home Loan Mortgage Corp.	USD92,972	3.50%	1/9/2025	94,120	0.00%
Kroger Co.	USD100,000	3.70%	1/8/2027	94,111	0.00%
Government National Mortgage Association	USD91,099	4.00%	20/8/2042	94,035	0.00%
Public Storage	USD100,000	3.09%	15/9/2027	93,915	0.00%
Florida Power & Light Co.	USD100,000	3.70%	1/12/2047	93,891	0.00%
Aircastle Ltd.	USD100,000	4.13%	1/5/2024	93,875	0.00%
Prudential Financial, Inc.^	USD100,000	5.38%	15/5/2045	93,875	0.00%
Tanger Properties LP	USD100,000	3.88%	15/7/2027	93,811	0.00%
Northrop Grumman Corp.	USD100,000	3.20%	1/2/2027	93,757	0.00%
Constellation Brands, Inc.	USD100,000	3.50%	9/5/2027	93,723	0.00%
ERAC USA Finance LLC	USD100,000	3.30%	1/12/2026	93,697	0.00%
Philip Morris International, Inc.	USD100,000	3.13%	2/3/2028	93,661	0.00%
Western Gas Partners LP	USD100,000	4.50%	1/3/2028	93,653	0.00%
DTE Electric Co.	USD100,000	3.75%	15/8/2047	93,638	0.00%
Federal Home Loan Mortgage Corp.	USD92,365	3.50%	1/2/2034	93,546	0.00%
Federal Home Loan Mortgage Corp.	USD90,954	4.00%	1/12/2040	93,527	0.00%
GATX Corp.	USD100,000	3.85%	30/3/2027	93,487	0.00%
Agilent Technologies, Inc.	USD100,000	3.05%	22/9/2026	93,449	0.00%
General Electric Co.	USD100,000	3.10%	9/1/2023	93,446	0.00%
Western Gas Partners LP	USD100,000	3.95%	1/6/2025	93,431	0.00%
Kellogg Co.	USD100,000	3.25%	1/4/2026	93,365	0.00%
Keurig Dr Pepper, Inc.	USD100,000	3.40%	15/11/2025	93,302	0.00%
RWJ Barnabas Health, Inc.	USD100,000	3.95%	1/7/2046	93,245	0.00%
Federal National Mortgage Association	USD86,923	5.50%	1/7/2033	93,241	0.00%
Hubbell, Inc.	USD100,000	3.50%	15/2/2028	93,183	0.00%
University of California	USD75,000	5.95%	15/5/2045	93,137	0.00%
Government National Mortgage Association	USD87,866	5.00%	20/2/2043	93,103	0.00%
Kohl's Corp.	USD100,000	5.55%	17/7/2045	93,048	0.00%
Consolidated Edison Co. of New York, Inc.	USD100,000	3.88%	15/6/2047	93,047	0.00%
Arrow Electronics, Inc.	USD100,000	3.25%	8/9/2024	92,955	0.00%
Federal Home Loan Mortgage Corp.	USD88,828	4.50%	1/6/2039	92,848	0.00%
Leggett & Platt, Inc.	USD100,000	3.50%	15/11/2027	92,848	0.00%
Santander Drive Auto Receivables Trust 2017	USD92,952	1.87%	15/6/2021	92,759	0.00%
Macy's Retail Holdings, Inc.	USD100,000	3.63%	1/6/2024	92,660	0.00%
Duke Energy Florida Project Finance LLC	USD100,000	2.54%	1/9/2029	92,637	0.00%
BorgWarner, Inc.	USD100,000	4.38%	15/3/2045	92,596	0.00%
Kansas City Southern	USD100,000	4.30%	15/5/2043	92,575	0.00%
Black Hills Corp.	USD100,000	3.15%	15/1/2027	92,540	0.00%
Union Pacific Corp.	USD100,000	2.75%	1/3/2026	92,481	0.00%
Ventas Realty LP	USD95,000	3.13%	15/6/2023	92,291	0.00%
Whirlpool Corp.	USD112,500	4.50%	1/6/2046	92,285	0.00%
Federal National Mortgage Association	USD91,994	3.50%	1/7/2042	92,118	0.00%
Hudson Pacific Properties LP	USD100,000	3.95%	1/11/2027	92,062	0.00%

Duke Energy Progress LLC	USD100,000	3.70%	15/10/2046	91,983	0.00%
Sunoco Logistics Partners Operations LP	USD100,000	4.00%	1/10/2027	91,739	0.00%
Gilead Sciences, Inc.	USD100,000	4.00%	1/9/2036	91,729	0.00%
Baltimore Gas & Electric Co.	USD100,000	2.40%	15/8/2026	91,651	0.00%
Federal National Mortgage Association	USD87,874	4.50%	1/10/2033	91,614	0.00%
Johnson Controls International plc	USD100,000	4.95%	2/7/2064	91,607	0.00%
Motorola Solutions, Inc.	USD100,000	5.50%	1/9/2044	91,525	0.00%
ConocoPhillips Co.	USD75,000	5.95%	15/3/2046	91,517	0.00%
CenterPoint Energy Resources Corp.	USD100,000	4.10%	1/9/2047	91,470	0.00%
Alabama Power Co.	USD100,000	3.75%	1/3/2045	91,395	0.00%
Hershey Co.	USD100,000	2.30%	15/8/2026	91,367	0.00%
Northwestern Mutual Life Insurance Co.	USD100,000	3.85%	30/9/2047	91,365	0.00%
Baxter International, Inc.	USD100,000	2.60%	15/8/2026	91,341	0.00%
Massachusetts Institute of Technology	USD100,000	3.89%	1/7/2116	91,324	0.00%
Martin Marietta Materials, Inc.	USD100,000	3.50%	15/12/2027	91,272	0.00%
Seagate HDD Cayman	USD100,000	4.88%	1/3/2024	91,250	0.00%
Ford Credit Auto Owner Trust 2017	USD91,887	1.67%	15/6/2021	91,201	0.00%
Federal Home Loan Mortgage Corp.	USD87,017	4.50%	1/2/2046	91,168	0.00%

	元本	利率	償還日	公正価格 (米ドル)	純資産総額 比率
Williams Cos, Inc.	USD100,000	4.85%	1/3/2048	91,132	0.00%
Government National Mortgage Association	USD86,842	5.50%	20/7/2038	91,127	0.00%
Fidelity National Information Services, Inc.	USD100,000	4.50%	15/8/2046	91,107	0.00%
Tennessee Valley Authority	USD73,000	5.25%	15/9/2039	91,072	0.00%
Lincoln National Corp.	USD100,000	4.35%	1/3/2048	91,061	0.00%
New York City Water & Sewer System	USD75,000	5.44%	15/6/2043	90,895	0.00%
Government National Mortgage Association	USD86,248	5.00%	15/8/2038	90,838	0.00%
AEP Transmission Co. LLC	USD100,000	3.75%	1/12/2047	90,778	0.00%
Government National Mortgage Association	USD85,793	5.00%	15/3/2035	90,777	0.00%
Cigna Holding Co.	USD100,000	3.05%	15/10/2027	90,685	0.00%
Catholic Health Initiatives	USD100,000	4.35%	1/11/2042	90,655	0.00%
Marriott International, Inc.	USD100,000	3.13%	15/6/2026	90,571	0.00%
University of Texas System	USD100,000	3.35%	15/8/2047	90,547	0.00%
Zimmer Biomet Holdings, Inc.	USD100,000	4.45%	15/8/2045	90,536	0.00%
Kroger Co.	USD100,000	4.65%	15/1/2048	90,515	0.00%
TJX Cos, Inc.	USD100,000	2.25%	15/9/2026	90,510	0.00%
PacifiCorp	USD75,000	6.10%	1/8/2036	90,482	0.00%
Campbell Soup Co.	USD100,000	3.30%	19/3/2025	90,435	0.00%
Starbucks Corp.	USD100,000	4.30%	15/6/2045	90,418	0.00%
CSX Corp.	USD100,000	2.60%	1/11/2026	90,378	0.00%
Sales Tax Securitization Corp.	USD100,000	3.59%	1/1/2043	90,339	0.00%
Hospitality Properties Trust	USD100,000	3.95%	15/1/2028	90,299	0.00%
Federal Home Loan Mortgage Corp.	USD89,104	3.50%	1/3/2026	90,203	0.00%
President & Fellows of Harvard College	USD100,000	3.15%	15/7/2046	90,057	0.00%
Dow Chemical Co.	USD100,000	4.63%	1/10/2044	90,003	0.00%
Government National Mortgage Association	USD85,392	5.00%	15/8/2033	89,943	0.00%
Government National Mortgage Association	USD86,648	4.50%	15/2/2039	89,934	0.00%
Activision Blizzard, Inc.	USD100,000	4.50%	15/6/2047	89,883	0.00%

Federal National Mortgage Association	USD86,930	4.00%	1/5/2031	89,759	0.00%
Federal National Mortgage Association	USD82,946	6.00%	1/6/2036	89,729	0.00%
Philip Morris International, Inc.	USD100,000	4.13%	4/3/2043	89,467	0.00%
United Technologies Corp.	USD100,000	2.65%	1/11/2026	89,338	0.00%
American Financial Group, Inc.	USD100,000	4.50%	15/6/2047	89,338	0.00%
Wabtec Corp.	USD100,000	3.45%	15/11/2026	89,317	0.00%
Government National Mortgage Association	USD85,115	4.50%	15/5/2041	89,269	0.00%
WW Grainger, Inc.	USD100,000	3.75%	15/5/2046	89,261	0.00%
PPL Capital Funding, Inc.	USD100,000	4.00%	15/9/2047	89,159	0.00%
JM Smucker Co.	USD100,000	4.38%	15/3/2045	88,999	0.00%
Toledo Edison Co.	USD75,000	6.15%	15/5/2037	88,986	0.00%
Boeing Co.	USD90,000	3.45%	1/11/2028	88,917	0.00%
Government National Mortgage Association	USD84,733	4.50%	15/9/2034	88,870	0.00%
International Paper Co.	USD90,000	5.00%	15/9/2035	88,808	0.00%
Valmont Industries, Inc.	USD100,000	5.00%	1/10/2044	88,744	0.00%
Devon Energy Corp.	USD100,000	5.00%	15/6/2045	88,741	0.00%
South Carolina Electric & Gas Co.	USD75,000	6.05%	15/1/2038	88,472	0.00%
Molson Coors International LP	CAD125,000	2.84%	15/7/2023	88,456	0.00%
Hyundai Capital America	USD100,000	2.75%	27/9/2026	88,446	0.00%
HCP, Inc.	USD90,000	3.88%	15/8/2024	88,424	0.00%
CSX Corp.	USD100,000	3.80%	1/11/2046	88,394	0.00%
AT&T, Inc.	GBP50,000	7.00%	30/4/2040	88,111	0.00%
Marathon Petroleum Corp.	USD100,000	5.00%	15/9/2054	88,030	0.00%
Federal National Mortgage Association	USD86,583	3.50%	1/12/2026	87,927	0.00%
University of Southern California	USD75,000	5.25%	1/10/2111	87,849	0.00%
Air Lease Corp.	USD100,000	3.63%	1/12/2027	87,597	0.00%
Guardian Life Global Funding	USD90,000	2.00%	26/4/2021	87,571	0.00%
Anthem, Inc.	USD90,000	4.65%	15/1/2043	87,539	0.00%
American Airlines 2016-1 Class AA Pass Through Trust	USD90,438	3.58%	15/1/2028	87,532	0.00%
Federal National Mortgage Association	USD89,576	2.50%	1/6/2031	87,493	0.00%
Wells Fargo & Co.	CAD125,000	2.98%	19/5/2026	86,955	0.00%
Federal National Mortgage Association	USD88,873	2.62%	25/12/2024	86,877	0.00%
Federal Home Loan Mortgage Corp.	USD80,721	5.50%	1/8/2038	86,824	0.00%
Southwest Gas Corp.	USD100,000	3.80%	29/9/2046	86,811	0.00%
Boeing Co.	USD90,000	3.85%	1/11/2048	86,581	0.00%
Keurig Dr Pepper, Inc.	USD100,000	4.42%	15/12/2046	86,540	0.00%
Magellan Midstream Partners LP	USD85,000	5.15%	15/10/2043	86,524	0.00%
Altria Group, Inc.	USD100,000	2.63%	16/9/2026	86,445	0.00%
Federal Home Loan Mortgage Corp.	USD80,210	5.50%	1/11/2037	86,267	0.00%
Cardinal Health, Inc.	USD100,000	4.60%	15/3/2043	86,190	0.00%

	元本	利率	償還日	公正価格 (米ドル)	純資産総額 比率
Sempra Energy	USD100,000	3.80%	1/2/2038	86,118	0.00%
General Motors Financial Co., Inc.	USD100,000	3.85%	5/1/2028	86,114	0.00%
Federal National Mortgage Association	USD82,326	4.50%	1/8/2041	86,016	0.00%
Federal National Mortgage Association	USD83,695	4.00%	1/5/2026	85,674	0.00%
Federal National Mortgage Association	USD86,401	2.50%	1/12/2027	85,409	0.00%
State of Mississippi	USD75,000	5.25%	1/11/2034	85,320	0.00%

Federal Home Loan Mortgage Corp.	USD81,610	4.50%	1/12/2039	85,306	0.00%
Federal Home Loan Mortgage Corp.	USD86,684	2.50%	1/9/2027	85,208	0.00%
Raymond James Financial, Inc.	USD90,000	3.63%	15/9/2026	85,157	0.00%
National Grid USA	USD75,000	5.80%	1/4/2035	85,138	0.00%
McDonald's Corp.	USD100,000	3.63%	1/5/2043	84,849	0.00%
Federal Home Loan Mortgage Corp.	USD81,031	4.50%	1/6/2031	84,680	0.00%
Government National Mortgage Association	USD79,584	6.00%	20/8/2037	84,594	0.00%
Cardinal Health, Inc.	USD100,000	4.37%	15/6/2047	84,397	0.00%
Baxter International, Inc.	USD100,000	3.50%	15/8/2046	84,224	0.00%
Government National Mortgage Association	USD79,946	5.00%	15/5/2033	84,205	0.00%
Goldman Sachs Group, Inc.	GBP50,000	7.25%	10/4/2028	83,998	0.00%
Federal Home Loan Mortgage Corp.	USD80,939	4.50%	1/8/2040	83,945	0.00%
Federal Home Loan Mortgage Corp.	USD80,321	4.50%	1/8/2041	83,902	0.00%
Federal Home Loan Mortgage Corp.	USD79,041	5.00%	1/4/2035	83,700	0.00%
Cigna Holding Co.	USD100,000	3.88%	15/10/2047	83,581	0.00%
Starbucks Corp.	USD100,000	3.75%	1/12/2047	83,212	0.00%
Government National Mortgage Association	USD81,614	3.50%	20/10/2026	82,969	0.00%
Westar Energy, Inc.	USD85,000	3.10%	1/4/2027	82,604	0.00%
Union Pacific Corp.	USD100,000	3.35%	15/8/2046	82,458	0.00%
Federal Home Loan Mortgage Corp.	USD77,857	5.00%	1/8/2035	82,451	0.00%
Government National Mortgage Association	USD77,492	5.00%	20/7/2044	82,202	0.00%
State Public School Building Authority	USD75,000	5.00%	15/9/2027	82,193	0.00%
Government National Mortgage Association	USD83,308	3.00%	15/10/2042	82,158	0.00%
Federal Home Loan Mortgage Corp.	USD79,924	4.00%	1/1/2041	82,127	0.00%
Sempra Energy	USD85,000	3.75%	15/11/2025	81,968	0.00%
Government National Mortgage Association	USD78,107	4.50%	15/4/2039	81,926	0.00%
Southern California Edison Co.	USD75,000	5.55%	15/1/2037	81,632	0.00%
Federal Home Loan Mortgage Corp.	USD78,325	4.50%	1/9/2040	81,253	0.00%
Lowe's Cos, Inc.	USD100,000	3.70%	15/4/2046	81,159	0.00%
Federal Home Loan Mortgage Corp.	USD74,996	5.50%	1/12/2038	80,665	0.00%
Federal National Mortgage Association	USD75,128	5.50%	1/2/2034	80,597	0.00%
Pacific Gas & Electric Co.	USD100,000	4.60%	15/6/2043	80,125	0.00%
General Dynamics Corp.	USD80,000	3.00%	11/5/2021	80,018	0.00%
Masco Corp.	USD76,000	5.95%	15/3/2022	79,850	0.00%
Jefferies Group LLC	USD75,000	6.88%	15/4/2021	79,846	0.00%
Pennsylvania Turnpike Commission	USD65,000	5.51%	1/12/2045	79,799	0.00%
Federal Home Loan Mortgage Corp.	USD73,403	6.00%	1/3/2033	79,381	0.00%
Plains All American Pipeline LP/PAA Finance Corp.	USD100,000	4.30%	31/1/2043	79,002	0.00%
Federal Home Loan Mortgage Corp.	USD75,319	4.50%	1/3/2042	78,670	0.00%
Federal Home Loan Mortgage Corp.^	USD75,000	3.99%	25/5/2033	78,607	0.00%
Federal National Mortgage Association	USD75,280	4.50%	1/4/2031	78,576	0.00%
Federal Home Loan Mortgage Corp.	USD79,575	2.50%	1/3/2028	78,562	0.00%
Emerson Electric Co.	USD80,000	2.63%	1/12/2021	78,535	0.00%
UBS Commercial Mortgage Trust 2018^	USD75,000	4.59%	15/10/2051	78,239	0.00%
Microsoft Corp.	USD75,000	4.20%	3/11/2035	78,191	0.00%
Federal Home Loan Mortgage Corp.	USD72,814	5.50%	1/2/2034	77,872	0.00%
STORE Capital Corp.	USD80,000	4.50%	15/3/2028	77,671	0.00%
Federal National Mortgage Association	USD77,749	3.00%	1/11/2027	77,615	0.00%
Government National Mortgage Association	USD76,826	3.50%	15/7/2042	77,479	0.00%

Advocate Health & Hospitals Corp.	USD75,000	3.83%	15/8/2028	77,394	0.00%
Exelon Corp.	USD75,000	5.10%	15/6/2045	77,312	0.00%
Wisconsin Electric Power Co.	USD75,000	4.30%	15/10/2048	77,288	0.00%
Seagate HDD Cayman	USD100,000	5.75%	1/12/2034	77,250	0.00%
Government National Mortgage Association	USD73,046	5.00%	15/4/2040	77,166	0.00%
Enbridge Energy Partners LP	USD75,000	5.50%	15/9/2040	77,102	0.00%
Federal National Mortgage Association	USD73,959	4.50%	1/9/2042	77,079	0.00%
Federal Home Loan Mortgage Corp.	USD78,052	2.50%	1/5/2028	77,060	0.00%
Baxalta, Inc.	USD75,000	5.25%	23/6/2045	77,024	0.00%
Government National Mortgage Association	USD72,220	5.00%	20/9/2040	76,803	0.00%
Cleveland Clinic Foundation	USD75,000	4.86%	1/1/2114	76,786	0.00%
Simon Property Group LP	USD75,000	4.38%	1/3/2021	76,746	0.00%
National Rural Utilities Cooperative Finance Corp.	USD75,000	3.90%	1/11/2028	76,683	0.00%

	元本	利率	償還日	公正価格 (米ドル)	純資産総額 比率
Cleveland Electric Illuminating Co.	USD75,000	4.55%	15/11/2030	76,681	0.00%
Mercy Health	USD75,000	4.30%	1/7/2028	76,558	0.00%
S&P Global, Inc.	USD75,000	4.00%	15/6/2025	76,556	0.00%
Wells Fargo Commercial Mortgage Trust 2015	USD75,000	3.84%	15/9/2058	76,523	0.00%
Regency Centers LP	USD80,000	3.60%	1/2/2027	76,442	0.00%
JPMorgan Chase & Co.	USD75,000	4.40%	22/7/2020	76,356	0.00%
Federal Home Loan Banks	USD75,000	4.13%	13/3/2020	76,324	0.00%
Federal National Mortgage Association	USD70,717	6.00%	1/3/2033	76,294	0.00%
Anthem, Inc.	USD75,000	4.35%	15/8/2020	76,181	0.00%
Public Service Co. of Colorado	USD75,000	3.70%	15/6/2028	76,040	0.00%
CCRE25 Commercial Mortgage Trust 2015	USD75,000	3.76%	10/8/2048	75,988	0.00%
AEP Transmission Co. LLC	USD75,000	4.25%	15/9/2048	75,745	0.00%
Burlington Northern Santa Fe LLC	USD75,000	3.45%	15/9/2021	75,597	0.00%
Federal National Mortgage Association	USD77,467	3.00%	1/11/2042	75,568	0.00%
Federal National Mortgage Association	USD75,273	3.50%	1/12/2040	75,539	0.00%
Federal Home Loan Mortgage Corp.	USD75,000	3.06%	25/12/2024	75,504	0.00%
Boston University	USD75,000	4.06%	1/10/2048	75,484	0.00%
Federal National Mortgage Association	USD76,909	3.00%	1/12/2045	75,478	0.00%
Agilent Technologies, Inc.	USD75,000	3.88%	15/7/2023	75,394	0.00%
Alabama Power Co.	USD75,000	4.30%	2/1/2046	75,348	0.00%
Eaton Vance Corp.	USD75,000	3.63%	15/6/2023	75,343	0.00%
CSAIL 2015-C3 Commercial Mortgage Trust	USD75,000	3.72%	15/8/2048	75,299	0.00%
Federal Home Loan Mortgage Corp. ^	USD75,000	3.30%	25/11/2027	75,295	0.00%
Sutter Health	USD75,000	3.70%	15/8/2028	75,294	0.00%
O'Reilly Automotive, Inc.	USD75,000	3.80%	1/9/2022	75,257	0.00%
AmeriCredit Automobile Receivables Trust 2018	USD75,000	3.26%	18/1/2024	75,239	0.00%
Ares Capital Corp.	USD75,000	3.88%	15/1/2020	75,181	0.00%
South Carolina Electric & Gas Co.	USD75,000	3.50%	15/8/2021	75,167	0.00%
Guardian Life Insurance Co. of America	USD75,000	4.88%	19/6/2064	75,153	0.00%
Rockwell Collins, Inc.	USD75,000	3.70%	15/12/2023	75,141	0.00%
American Airlines 2014-1 Class A Pass Through Trust	USD77,775	3.70%	1/10/2026	75,109	0.00%

Honda Auto Receivables 2018-2 Owner Trust	USD75,000	3.01%	18/5/2022	75,075	0.00%
Santander Drive Auto Receivables Trust 2018	USD75,000	3.35%	17/7/2023	75,043	0.00%
Honda Auto Receivables 2018-1 Owner Trust	USD75,000	2.83%	15/5/2024	75,040	0.00%
JPMBB Commercial Mortgage Securities Trust 2014	USD75,000	3.49%	15/1/2048	75,026	0.00%
CenterPoint Energy Resources Corp.	USD75,000	3.55%	1/4/2023	75,004	0.00%
Hyundai Auto Receivables Trust 2018	USD75,000	2.79%	15/7/2022	74,976	0.00%
International Flavors & Fragrances, Inc.	USD75,000	3.40%	25/9/2020	74,960	0.00%
Morgan Stanley Bank of America Merrill Lynch Trust 2015	USD75,000	3.53%	15/10/2048	74,902	0.00%
Santander Drive Auto Receivables Trust 2018	USD75,000	3.03%	15/9/2022	74,882	0.00%
Federal Home Loan Mortgage Corp.	USD75,000	3.01%	25/7/2025	74,841	0.00%
Santander Drive Auto Receivables Trust 2018	USD75,000	2.75%	15/9/2021	74,798	0.00%
Duke Energy Progress LLC	USD75,000	3.38%	1/9/2023	74,764	0.00%
Gilead Sciences, Inc.	USD75,000	3.25%	1/9/2022	74,696	0.00%
CSAIL 2015-C1 Commercial Mortgage Trust	USD75,000	3.51%	15/4/2050	74,596	0.00%
Procter & Gamble Co.	EUR50,000	4.88%	11/5/2027	74,558	0.00%
National Rural Utilities Cooperative Finance Corp.	USD75,000	2.90%	15/3/2021	74,525	0.00%
PACCAR Financial Corp.	USD75,000	2.80%	1/3/2021	74,517	0.00%
Southwest Gas Corp.	USD75,000	3.70%	1/4/2028	74,498	0.00%
AvalonBay Communities, Inc.	USD75,000	4.35%	15/4/2048	74,494	0.00%
Berkshire Hathaway Energy Co.	USD75,000	2.40%	1/2/2020	74,486	0.00%
Nissan Master Owner Trust Receivables	USD75,000	1.54%	15/6/2021	74,464	0.00%
Citigroup, Inc.	USD75,000	3.75%	16/6/2024	74,441	0.00%
Gilead Sciences, Inc.	USD75,000	2.55%	1/9/2020	74,384	0.00%
BMW Vehicle Lease Trust 2017	USD75,000	2.07%	20/10/2020	74,381	0.00%
Federal Home Loan Mortgage Corp.	USD75,317	2.50%	1/11/2027	74,360	0.00%
PNM Resources, Inc.	USD75,000	3.25%	9/3/2021	74,297	0.00%
Federal National Mortgage Association	USD73,257	4.00%	1/5/2020	74,296	0.00%
Federal Home Loan Mortgage Corp.^	USD74,528	2.57%	25/9/2020	74,168	0.00%
Duke Energy Carolinas LLC	USD75,000	3.05%	15/3/2023	74,158	0.00%
Bank of America Corp.	USD75,000	4.45%	3/3/2026	74,146	0.00%
UBS Commercial Mortgage Trust 2017^	USD75,000	3.74%	15/8/2050	74,093	0.00%
Newell Brands, Inc.	USD75,000	4.00%	1/12/2024	74,035	0.00%
CarMax Auto Owner Trust 2017	USD75,000	2.33%	15/5/2023	74,021	0.00%
Discovery Communications LLC	USD75,000	3.50%	15/6/2022	74,021	0.00%
Morgan Stanley Bank of America Merrill Lynch Trust 2015	USD75,000	3.25%	15/2/2048	73,928	0.00%
State of California	USD75,000	2.37%	1/4/2022	73,904	0.00%
IHS Markit Ltd.	USD75,000	4.13%	1/8/2023	73,875	0.00%
	元本	利率	償還日	公正価格 (米ドル)	純資産総額 比率
JPMBB Commercial Mortgage Securities Trust 2015	USD75,000	3.23%	15/10/2048	73,870	0.00%
Unum Group	USD75,000	4.00%	15/3/2024	73,865	0.00%
Public Service Co. of Colorado	USD75,000	4.10%	15/6/2048	73,852	0.00%

Energy Transfer Operating LP	USD75,000	4.20%	15/9/2023	73,810	0.00%
Louisville Gas & Electric Co.	USD75,000	3.30%	1/10/2025	73,678	0.00%
US Treasury Note	USD75,000	1.13%	31/3/2020	73,676	0.00%
American Tower Corp.	USD75,000	4.00%	1/6/2025	73,650	0.00%
PACCAR Financial Corp.	USD75,000	2.05%	13/11/2020	73,639	0.00%
Berkshire Hathaway Energy Co.	USD75,000	2.38%	15/1/2021	73,633	0.00%
John Deere Capital Corp.	USD75,000	2.65%	6/1/2022	73,619	0.00%
JPMDB Commercial Mortgage Securities Trust 2017	USD75,000	3.41%	15/10/2050	73,610	0.00%
Federal Home Loan Banks	USD75,000	2.13%	10/3/2023	73,600	0.00%
Moody 's Corp.	USD75,000	2.75%	15/12/2021	73,561	0.00%
Royal Caribbean Cruises Ltd.	USD75,000	2.65%	28/11/2020	73,500	0.00%
Federal Home Loan Mortgage Corp.	USD69,297	5.00%	1/8/2035	73,394	0.00%
Federal National Mortgage Association	USD75,000	2.70%	25/2/2026	73,317	0.00%
SITE Centers Corp.	USD75,000	3.90%	15/8/2024	73,303	0.00%
Federal National Mortgage Association	USD74,562	3.00%	1/8/2042	73,265	0.00%
California State University	USD75,000	3.90%	1/11/2047	73,256	0.00%
Federal Home Loan Mortgage Corp.	USD69,171	5.00%	1/10/2041	73,122	0.00%
Colgate-Palmolive Co.	USD75,000	2.30%	3/5/2022	73,094	0.00%
Dartmouth-Hitchcock Health	USD75,000	4.18%	1/8/2048	73,061	0.00%
Los Angeles County Public Works Financing Authority	USD50,000	7.62%	1/8/2040	73,028	0.00%
Oncor Electric Delivery Co. LLC	USD75,000	2.95%	1/4/2025	73,006	0.00%
PepsiCo, Inc.	USD75,000	2.25%	2/5/2022	72,908	0.00%
Duke Energy Corp.	USD80,000	2.65%	1/9/2026	72,852	0.00%
Morgan Stanley Bank of America Merrill Lynch Trust 2017	USD75,000	3.28%	15/11/2052	72,838	0.00%
EQT Corp.	USD75,000	2.50%	1/10/2020	72,825	0.00%
Quest Diagnostics, Inc.	USD75,000	3.50%	30/3/2025	72,798	0.00%
Federal National Mortgage Association	USD75,000	2.58%	25/3/2026	72,605	0.00%
Corning, Inc.	USD75,000	4.70%	15/3/2037	72,603	0.00%
Colgate-Palmolive Co.	USD75,000	2.25%	15/11/2022	72,565	0.00%
American Express Co.	USD75,000	2.65%	2/12/2022	72,558	0.00%
Tampa Electric Co.	USD75,000	4.30%	15/6/2048	72,435	0.00%
Federal Home Loan Mortgage Corp.	USD69,214	4.50%	1/6/2041	72,305	0.00%
JPMDB Commercial Mortgage Securities Trust 2013	USD70,000	4.13%	15/11/2045	72,297	0.00%
Consolidated Edison Co. of New York, Inc.	USD75,000	3.13%	15/11/2027	72,171	0.00%
Citigroup, Inc.	USD75,000	3.70%	12/1/2026	72,130	0.00%
Federal Home Loan Mortgage Corp.	USD75,000	3.08%	25/1/2031	72,126	0.00%
PECO Energy Co.	USD75,000	3.90%	1/3/2048	72,078	0.00%
Gilead Sciences, Inc.	USD75,000	1.95%	1/3/2022	72,053	0.00%
Microsoft Corp.	USD75,000	3.50%	12/2/2035	72,011	0.00%
Ventas Realty LP	USD75,000	3.85%	1/4/2027	71,989	0.00%
Church & Dwight Co., Inc.	USD75,000	2.45%	1/8/2022	71,889	0.00%
Federal National Mortgage Association	USD67,009	5.50%	1/10/2033	71,884	0.00%
Wisconsin Power & Light Co.	USD75,000	3.05%	15/10/2027	71,882	0.00%
Indianapolis Power & Light Co.	USD75,000	4.05%	1/5/2046	71,873	0.00%
American Tower Corp.	USD75,000	2.25%	15/1/2022	71,869	0.00%
Federal National Mortgage Association	USD70,027	4.00%	1/7/2044	71,737	0.00%
CRH America, Inc.	USD75,000	5.13%	18/5/2045	71,568	0.00%

Orlando Health Obligated Group	USD75,000	4.09%	1/10/2048	71,479	0.00%
Northwestern University	USD75,000	3.66%	1/12/2057	71,447	0.00%
Public Service Electric & Gas Co.	USD75,000	3.80%	1/3/2046	71,440	0.00%
Kimco Realty Corp.	USD80,000	4.25%	1/4/2045	71,376	0.00%
Oncor Electric Delivery Co. LLC	USD75,000	3.80%	30/9/2047	71,208	0.00%
Synovus Financial Corp.	USD75,000	3.13%	1/11/2022	71,148	0.00%
Commonwealth Edison Co.	USD75,000	2.95%	15/8/2027	71,115	0.00%
Federal National Mortgage Association	USD75,000	2.50%	25/9/2026	71,059	0.00%
Federal National Mortgage Association	USD67,937	4.50%	1/5/2040	71,001	0.00%
Mount Sinai Hospitals Group, Inc.	USD75,000	3.98%	1/7/2048	70,784	0.00%
US Treasury Note	USD71,000	2.25%	30/4/2021	70,678	0.00%
NetApp, Inc.	USD75,000	3.30%	29/9/2024	70,642	0.00%
AvalonBay Communities, Inc.	USD75,000	2.90%	15/10/2026	70,602	0.00%
Regency Centers LP	USD75,000	4.40%	1/2/2047	70,498	0.00%
LifeStorage LP	USD75,000	3.50%	1/7/2026	70,474	0.00%
Principal Financial Group, Inc.	USD75,000	4.30%	15/11/2046	70,321	0.00%
Edison International	USD75,000	2.40%	15/9/2022	70,225	0.00%
Church & Dwight Co., Inc.	USD75,000	3.15%	1/8/2027	69,962	0.00%

	元本	利率	償還日	公正価格 (米ドル)	純資産総額 比率
Philip Morris International, Inc.	USD75,000	2.13%	10/5/2023	69,951	0.00%
Southern Power Co.	USD75,000	4.95%	15/12/2046	69,944	0.00%
Northern Trust Corp. ^	USD75,000	3.38%	8/5/2032	69,937	0.00%
eBay, Inc.	USD75,000	3.60%	5/6/2027	69,929	0.00%
UDR, Inc.	USD75,000	2.95%	1/9/2026	69,676	0.00%
Federal Home Loan Mortgage Corp.	USD72,764	2.00%	1/8/2028	69,645	0.00%
Phillips 66 Partners LP	USD75,000	3.75%	1/3/2028	69,393	0.00%
Federal National Mortgage Association	USD66,240	4.50%	1/4/2041	69,212	0.00%
Crown Castle International Corp.	USD75,000	4.75%	15/5/2047	69,175	0.00%
Baltimore Gas & Electric Co.	USD75,000	3.75%	15/8/2047	69,163	0.00%
Public Service Electric & Gas Co.	USD75,000	3.60%	1/12/2047	69,149	0.00%
National Fuel Gas Co.	USD75,000	3.95%	15/9/2027	69,115	0.00%
Federal National Mortgage Association	USD70,815	3.00%	1/12/2046	69,075	0.00%
Northern States Power Co.	USD75,000	3.60%	15/5/2046	68,969	0.00%
Kinder Morgan Energy Partners LP	USD75,000	5.00%	15/8/2042	68,857	0.00%
Darden Restaurants, Inc.	USD75,000	4.55%	15/2/2048	68,629	0.00%
Government National Mortgage Association	USD65,255	5.50%	20/6/2038	68,474	0.00%
Northwell Healthcare, Inc.	USD75,000	3.98%	1/11/2046	68,345	0.00%
Apollo Management Holdings LP	USD70,000	5.00%	15/3/2048	68,342	0.00%
Federal National Mortgage Association	USD63,670	5.50%	1/2/2035	68,307	0.00%
Banc of America Commercial Mortgage Trust 2017	USD70,000	3.75%	15/2/2050	68,271	0.00%
United Airlines 2016-1 Class A Pass Through Trust	USD71,043	3.45%	7/7/2028	68,227	0.00%
Sales Tax Securitization Corp.	USD75,000	3.82%	1/1/2048	68,150	0.00%
Federal National Mortgage Association	USD63,369	5.50%	1/1/2035	67,981	0.00%
Permanent University Fund-University of Texas System	USD75,000	3.38%	1/7/2047	67,934	0.00%
Government National Mortgage Association	USD64,899	4.50%	15/5/2040	67,910	0.00%

Church & Dwight Co., Inc.	USD75,000	3.95%	1/8/2047	67,801	0.00%
Eaton Corp.	USD75,000	3.92%	15/9/2047	67,573	0.00%
Raytheon Co.	USD65,000	4.20%	15/12/2044	67,291	0.00%
Hasbro, Inc.	USD75,000	5.10%	15/5/2044	67,209	0.00%
Federal Home Loan Mortgage Corp.	USD65,352	4.00%	1/2/2041	67,202	0.00%
Government National Mortgage Association	USD63,713	5.00%	15/2/2039	67,096	0.00%
Government National Mortgage Association	USD63,803	5.00%	20/5/2036	67,043	0.00%
Federal National Mortgage Association	USD65,395	4.00%	1/10/2041	66,861	0.00%
Consolidated Edison Co. of New York, Inc.	USD75,000	4.00%	15/11/2057	66,627	0.00%
Government National Mortgage Association	USD63,211	5.50%	20/7/2039	66,626	0.00%
Federal Home Loan Mortgage Corp.	USD65,726	3.50%	1/12/2025	66,587	0.00%
UBS Commercial Mortgage Trust 2017^	USD68,000	3.84%	15/10/2050	66,504	0.00%
Valmont Industries, Inc.	USD75,000	5.25%	1/10/2054	65,949	0.00%
Government National Mortgage Association	USD64,417	3.50%	20/12/2025	65,746	0.00%
Federal National Mortgage Association	USD64,323	4.00%	1/1/2041	65,560	0.00%
Owens Corning	USD58,000	7.00%	1/12/2036	65,420	0.00%
Federal Home Loan Mortgage Corp.	USD60,785	5.50%	1/1/2035	65,393	0.00%
Burlington Northern Santa Fe LLC	USD65,000	4.40%	15/3/2042	65,390	0.00%
Federal Home Loan Mortgage Corp.	USD61,736	5.00%	1/11/2038	65,272	0.00%
Consumers Energy Co.	USD75,000	3.25%	15/8/2046	65,182	0.00%
International Lease Finance Corp.	USD65,000	4.63%	15/4/2021	65,163	0.00%
Federal National Mortgage Association	USD64,887	3.00%	1/12/2026	65,125	0.00%
Baxalta, Inc.	USD67,000	4.00%	23/6/2025	65,114	0.00%
Federal National Mortgage Association	USD62,286	4.50%	1/9/2035	64,975	0.00%
PSEG Power LLC	USD50,000	8.63%	15/4/2031	64,937	0.00%
Federal National Mortgage Association	USD60,039	6.00%	1/11/2038	64,937	0.00%
Union Pacific Corp.	USD75,000	3.80%	1/10/2051	64,449	0.00%
Masco Corp.	USD75,000	4.50%	15/5/2047	64,398	0.00%
East Bay Municipal Utility District Water System Revenue	USD50,000	5.87%	1/6/2040	64,317	0.00%
Cox Communications, Inc.	USD75,000	4.50%	30/6/2043	64,092	0.00%
Federal National Mortgage Association	USD62,193	4.00%	1/1/2042	63,894	0.00%
Federal National Mortgage Association	USD62,147	4.00%	1/11/2043	63,662	0.00%
Gulf Power Co.	USD65,000	3.30%	30/5/2027	63,567	0.00%
Tennessee Valley Authority	USD50,000	5.50%	15/6/2038	63,442	0.00%
Federal Home Loan Mortgage Corp.	USD59,929	5.00%	1/5/2040	63,277	0.00%
Morgan Stanley Capital I Trust 2016	USD65,000	3.28%	15/11/2049	62,658	0.00%
Federal National Mortgage Association	USD59,257	5.00%	1/1/2038	62,419	0.00%
Government National Mortgage Association	USD58,884	5.00%	15/9/2033	62,021	0.00%
Federal Home Loan Mortgage Corp.	USD61,485	3.50%	1/10/2042	61,881	0.00%
Government National Mortgage Association	USD58,539	5.00%	20/6/2038	61,474	0.00%
Government National Mortgage Association	USD58,293	4.50%	20/11/2040	61,067	0.00%
Tennessee Valley Authority	USD50,000	4.63%	15/9/2060	60,759	0.00%
	元本	利率	償還日	公正価格 (米ドル)	純資産総額 比率
Government National Mortgage Association	USD59,002	4.00%	15/10/2040	60,750	0.00%
US Treasury Note	USD62,000	2.38%	15/5/2027	60,741	0.00%
Government National Mortgage Association	USD59,356	3.50%	15/5/2026	60,577	0.00%
Dallas County Hospital District	USD50,000	5.62%	15/8/2044	60,515	0.00%

Federal National Mortgage Association	USD59,545	3.50%	1/8/2026	60,474	0.00%
Federal Home Loan Mortgage Corp.	USD55,981	6.00%	1/12/2036	60,235	0.00%
Delta Air Lines 2007-1 Class A Pass Through Trust	USD55,487	6.82%	10/8/2022	60,182	0.00%
Federal Home Loan Mortgage Corp.	USD54,240	6.50%	1/3/2032	59,845	0.00%
Government National Mortgage Association	USD57,754	5.00%	15/9/2039	59,815	0.00%
Federal National Mortgage Association	USD59,727	3.50%	1/7/2042	59,790	0.00%
Government National Mortgage Association	USD59,580	3.00%	20/10/2029	59,478	0.00%
Baxalta, Inc.	USD60,000	2.88%	23/6/2020	59,432	0.00%
Government National Mortgage Association	USD55,866	5.50%	15/7/2034	59,376	0.00%
District of Columbia	USD50,000	5.59%	1/12/2034	59,352	0.00%
Ingersoll-Rand Global Holding Co., Ltd.	USD60,000	2.90%	21/2/2021	59,327	0.00%
Goldman Sachs Group, Inc.	EUR50,000	2.63%	19/8/2020	59,242	0.00%
Federal Home Loan Mortgage Corp.	USD55,778	5.00%	1/8/2033	59,109	0.00%
Puget Sound Energy, Inc.	USD50,000	5.64%	15/4/2041	59,040	0.00%
Federal National Mortgage Association	USD56,261	4.50%	1/9/2034	58,974	0.00%
Kansas City Power & Light Co.	USD60,000	3.15%	15/3/2023	58,868	0.00%
Federal National Mortgage Association	USD54,489	6.00%	1/1/2037	58,731	0.00%
Government National Mortgage Association	USD56,762	4.00%	15/10/2041	58,365	0.00%
Government National Mortgage Association	USD53,530	5.00%	20/10/2033	58,228	0.00%
GE Capital European Funding Unlimited Co.	EUR50,000	2.63%	15/3/2023	58,210	0.00%
Boston Properties LP	USD60,000	3.65%	1/2/2026	58,082	0.00%
Hyundai Auto Receivables Trust 2016	USD58,570	1.29%	15/4/2021	58,046	0.00%
Government National Mortgage Association	USD55,119	5.00%	20/9/2033	58,010	0.00%
Federal National Mortgage Association	USD57,197	3.50%	1/8/2026	57,903	0.00%
Public Storage	USD60,000	2.37%	15/9/2022	57,871	0.00%
AEP Transmission Co. LLC	USD60,000	4.00%	1/12/2046	57,647	0.00%
Government National Mortgage Association	USD54,032	5.00%	15/5/2040	57,116	0.00%
Government National Mortgage Association	USD53,662	5.50%	15/1/2034	57,032	0.00%
Federal National Mortgage Association	USD56,741	3.50%	1/11/2041	56,782	0.00%
Federal Home Loan Mortgage Corp.	USD56,340	3.50%	1/9/2043	56,758	0.00%
Federal Home Loan Mortgage Corp.	USD53,031	5.50%	1/2/2034	56,718	0.00%
Federal National Mortgage Association	USD56,567	3.00%	1/1/2026	56,618	0.00%
Government National Mortgage Association	USD53,544	5.50%	20/4/2036	56,190	0.00%
Allstate Corp.	USD50,000	5.35%	1/6/2033	56,088	0.00%
Federal National Mortgage Association	USD56,721	2.50%	1/9/2028	56,069	0.00%
Government National Mortgage Association	USD52,649	5.00%	20/4/2042	55,799	0.00%
Government National Mortgage Association	USD52,195	5.50%	15/2/2033	55,479	0.00%
JPMorgan Chase & Co.	USD50,000	5.63%	16/8/2043	55,448	0.00%
Federal National Mortgage Association	USD53,048	4.50%	1/7/2029	55,387	0.00%
Federal Home Loan Mortgage Corp.	USD51,328	5.50%	1/5/2040	55,208	0.00%
Federal National Mortgage Association	USD51,684	5.50%	1/3/2038	54,903	0.00%
Fidelity National Information Services, Inc.	USD55,000	3.88%	5/6/2024	54,619	0.00%
Government National Mortgage Association	USD52,781	4.00%	15/2/2042	54,617	0.00%
Federal Home Loan Mortgage Corp.	USD55,650	2.50%	1/10/2027	54,291	0.00%
Federal National Mortgage Association	USD54,923	2.50%	1/11/2027	54,291	0.00%
BNSF Funding Trust I ^	USD50,000	6.61%	15/12/2055	54,022	0.00%
United Technologies Corp.	USD50,000	5.40%	1/5/2035	53,815	0.00%
Government National Mortgage Association	USD51,033	5.00%	15/9/2035	53,750	0.00%
Federal National Mortgage Association	USD50,804	5.00%	1/9/2041	53,750	0.00%

Federal National Mortgage Association	USD49,719	6.00%	1/4/2033	53,644	0.00%
Government National Mortgage Association	USD52,229	4.00%	15/7/2045	53,586	0.00%
Microsoft Corp.	USD50,000	4.50%	1/10/2040	53,578	0.00%
State of Illinois	USD50,000	6.73%	1/4/2035	53,553	0.00%
Federal Home Loan Mortgage Corp.	USD51,210	4.50%	1/5/2040	53,524	0.00%
Government National Mortgage Association	USD51,329	4.50%	15/4/2040	53,496	0.00%
SC Johnson & Son, Inc.	USD50,000	4.80%	1/9/2040	53,252	0.00%
Government National Mortgage Association	USD50,824	4.50%	20/3/2041	53,246	0.00%
California Institute of Technology	USD50,000	4.32%	1/8/2045	53,198	0.00%
Federal Home Loan Mortgage Corp.	USD51,871	4.00%	1/11/2024	53,063	0.00%
Government National Mortgage Association	USD49,692	5.50%	15/1/2035	52,816	0.00%
Hackensack Meridian Health, Inc.	USD50,000	4.50%	1/7/2057	52,799	0.00%
Northrop Grumman Systems Corp.	USD40,000	7.75%	15/2/2031	52,718	0.00%
Federal National Mortgage Association	USD51,708	3.50%	1/7/2039	52,667	0.00%
Federal National Mortgage Association	USD51,085	4.00%	1/9/2040	52,539	0.00%

	元本	利率	償還日	公正価格 (米ドル)	純資産総額 比率
Zimmer Biomet Holdings, Inc.	USD50,000	5.75%	30/11/2039	52,460	0.00%
El Paso Electric Co.	USD50,000	5.00%	1/12/2044	52,148	0.00%
Government National Mortgage Association	USD49,537	4.50%	20/6/2039	51,894	0.00%
BANK 2018^	USD50,000	4.36%	15/5/2061	51,823	0.00%
Federal National Mortgage Association	USD48,187	6.00%	1/8/2038	51,714	0.00%
AvalonBay Communities, Inc.	USD50,000	4.20%	15/12/2023	51,605	0.00%
JobsOhio Beverage System	USD50,000	3.99%	1/1/2029	51,522	0.00%
AXIS Specialty Finance LLC	USD50,000	5.88%	1/6/2020	51,411	0.00%
Government National Mortgage Association	USD48,935	5.50%	20/1/2039	51,346	0.00%
Tennessee Valley Authority	USD50,000	3.88%	15/2/2021	51,274	0.00%
Boston Gas Co.	USD50,000	4.49%	15/2/2042	51,205	0.00%
Memorial Sloan-Kettering Cancer Center	USD50,000	4.20%	1/7/2055	51,194	0.00%
Federal National Mortgage Association	USD47,341	6.00%	1/6/2040	51,191	0.00%
Federal National Mortgage Association	USD50,745	4.45%	25/9/2019	51,072	0.00%
Federal National Mortgage Association	USD48,891	4.50%	1/6/2030	51,045	0.00%
Hershey Co.	USD50,000	4.13%	1/12/2020	51,036	0.00%
Entergy Corp.	USD50,000	5.13%	15/9/2020	50,976	0.00%
Citigroup Commercial Mortgage Trust 2018	USD50,000	3.79%	10/3/2051	50,974	0.00%
Harris Corp.	USD50,000	5.05%	27/4/2045	50,973	0.00%
Private Export Funding Corp.	USD50,000	3.25%	15/6/2025	50,917	0.00%
Nuveen Finance LLC	USD50,000	4.13%	1/11/2024	50,877	0.00%
WFRBS Commercial Mortgage Trust 2014	USD50,000	3.75%	15/9/2057	50,860	0.00%
Wells Fargo Commercial Mortgage Trust 2018^	USD50,000	4.15%	15/3/2051	50,762	0.00%
Federal National Mortgage Association	USD49,789	4.00%	1/3/2047	50,752	0.00%
Kohl 's Corp.	USD50,000	4.00%	1/11/2021	50,750	0.00%
Caterpillar, Inc.	USD50,000	4.75%	15/5/2064	50,713	0.00%
Consolidated Edison Co. of New York, Inc.	USD50,000	4.50%	1/12/2045	50,617	0.00%
CSAIL 2015-C4 Commercial Mortgage Trust	USD50,000	3.81%	15/11/2048	50,604	0.00%
CarMax Auto Owner Trust 2018	USD50,000	3.16%	17/7/2023	50,600	0.00%
Albemarle Corp.	USD50,000	4.15%	1/12/2024	50,501	0.00%
Exelon Corp.	USD50,000	4.95%	15/6/2035	50,500	0.00%

Harman International Industries, Inc.	USD50,000	4.15%	15/5/2025	50,483	0.00%
GS Mortgage Securities Trust 2014	USD50,000	3.63%	10/11/2047	50,449	0.00%
Americredit Automobile Receivables Trust 2018	USD50,000	3.50%	18/1/2024	50,439	0.00%
BANK 2018	USD50,000	3.64%	15/2/2061	50,433	0.00%
JPMBB Commercial Mortgage Securities Trust 2014	USD50,000	3.67%	15/11/2047	50,431	0.00%
John Deere Capital Corp.	USD50,000	3.65%	12/10/2023	50,418	0.00%
Mastercard, Inc.	USD50,000	3.38%	1/4/2024	50,379	0.00%
UBS6 Commercial Mortgage Trust 2014	USD50,000	3.64%	10/12/2047	50,358	0.00%
Honda Auto Receivables 2018-2 Owner Trust	USD50,000	3.16%	19/8/2024	50,339	0.00%
Federal National Mortgage Association	USD46,887	5.50%	1/11/2036	50,291	0.00%
Ford Credit Auto Lease Trust	USD50,000	3.19%	15/12/2021	50,269	0.00%
Government National Mortgage Association	USD48,726	4.00%	15/1/2025	50,218	0.00%
Federal Home Loan Mortgage Corp.	USD50,000	2.99%	25/9/2021	50,185	0.00%
Burlington Northern Santa Fe LLC	USD50,000	4.38%	1/9/2042	50,175	0.00%
Government National Mortgage Association	USD47,944	4.50%	15/7/2039	50,170	0.00%
Autodesk, Inc.	USD50,000	4.38%	15/6/2025	50,164	0.00%
CCRE23 Commercial Mortgage Trust 2015	USD50,000	3.50%	10/5/2048	50,113	0.00%
Pioneer Natural Resources Co.	USD50,000	3.95%	15/7/2022	50,101	0.00%
Virginia Electric & Power Co.	USD50,000	3.45%	1/9/2022	50,099	0.00%
Alexandria Real Estate Equities, Inc.	USD50,000	4.30%	15/1/2026	50,041	0.00%
AmerisourceBergen Corp.	USD50,000	3.50%	15/11/2021	50,027	0.00%
General Dynamics Corp.	USD50,000	2.88%	11/5/2020	50,022	0.00%
Federal National Mortgage Association^	USD50,000	3.10%	25/7/2024	50,007	0.00%
Express Scripts Holding Co.	USD50,000	3.90%	15/2/2022	49,972	0.00%
Zoetis, Inc.	USD50,000	3.45%	13/11/2020	49,972	0.00%
Port Authority of New York & New Jersey	USD50,000	4.03%	1/9/2048	49,970	0.00%
Federal Home Loan Mortgage Corp.	USD49,870	2.87%	25/12/2021	49,946	0.00%
United Airlines 2015-1 Class A Pass Through Trust	USD50,000	3.70%	1/12/2022	49,877	0.00%
Hashemite Kingdom of Jordan Government AID Bond	USD50,000	2.50%	30/10/2020	49,869	0.00%
Brixmor Operating Partnership LP	USD50,000	3.88%	15/8/2022	49,860	0.00%
Santander Drive Auto Receivables Trust 2018	USD50,000	2.32%	16/8/2021	49,853	0.00%
Texas Instruments, Inc.	USD50,000	2.75%	12/3/2021	49,821	0.00%
American Campus Communities Operating Partnership LP	USD50,000	3.35%	1/10/2020	49,797	0.00%
Private Export Funding Corp.	USD50,000	2.25%	15/3/2020	49,788	0.00%
Norfolk Southern Corp.	USD50,000	3.65%	1/8/2025	49,779	0.00%
Federal National Mortgage Association	USD48,983	4.50%	1/4/2023	49,778	0.00%
International Paper Co.	USD48,000	4.75%	15/2/2022	49,758	0.00%

	元本	利率	償還日	公正価格 (米ドル)	純資産総額 比率
American International Group, Inc.	USD50,000	3.30%	1/3/2021	49,742	0.00%
Private Export Funding Corp.	USD50,000	2.30%	15/9/2020	49,736	0.00%
Federal National Mortgage Association^	USD50,000	2.90%	25/1/2025	49,734	0.00%
Federal Home Loan Mortgage Corp.	USD50,000	3.00%	25/12/2025	49,730	0.00%
BANK 2018^	USD50,000	3.90%	15/2/2061	49,730	0.00%
Allly Auto Receivables Trust 2018	USD50,000	2.53%	15/2/2023	49,704	0.00%

Toyota Auto Receivables 2018-A Owner Trust	USD50,000	2.52%	15/5/2023	49,697	0.00%
Duke Energy Progress LLC	USD50,000	4.20%	15/8/2045	49,674	0.00%
Boston Scientific Corp.	USD50,000	3.38%	15/5/2022	49,664	0.00%
Csail 2015-C2 Commercial Mortgage Trust	USD50,000	3.50%	15/6/2057	49,641	0.00%
Host Hotels & Resorts LP	USD50,000	3.88%	1/4/2024	49,595	0.00%
Lam Research Corp.	USD50,000	2.75%	15/3/2020	49,585	0.00%
Nissan Auto Lease Trust 2017	USD50,000	2.17%	15/12/2021	49,576	0.00%
Select Income	USD50,000	4.15%	1/2/2022	49,518	0.00%
Exelon Corp.	USD50,000	2.85%	15/6/2020	49,481	0.00%
Thermo Fisher Scientific, Inc.	USD50,000	3.30%	15/2/2022	49,476	0.00%
FS KKR Capital Corp.	USD50,000	4.75%	15/5/2022	49,473	0.00%
Dominion Energy Gas Holdings LLC	USD50,000	3.55%	1/11/2023	49,456	0.00%
BENCHMARK 2018-B1 Mortgage Trust ^	USD50,000	3.88%	15/1/2051	49,444	0.00%
Southern Co.	USD50,000	2.75%	15/6/2020	49,425	0.00%
Federal Home Loan Mortgage Corp.	USD50,000	2.40%	25/6/2022	49,401	0.00%
Morgan Stanley Bank of America Merrill Lynch Trust 2015	USD50,000	3.31%	15/4/2048	49,398	0.00%
Wells Fargo Commercial Mortgage Trust 2017^	USD50,000	3.85%	15/10/2050	49,394	0.00%
Janus Capital Group, Inc.	USD50,000	4.88%	1/8/2025	49,383	0.00%
GS Mortgage Securities Trust 2017^	USD50,000	3.83%	10/3/2050	49,379	0.00%
Federal Home Loan Mortgage Corp.	USD50,000	2.36%	25/7/2022	49,355	0.00%
Discover Financial Services	USD50,000	3.95%	6/11/2024	49,349	0.00%
UBS Commercial Mortgage Trust 2017^	USD50,000	3.74%	15/8/2050	49,328	0.00%
New York & Presbyterian Hospital	USD50,000	4.06%	1/8/2056	49,327	0.00%
MassMutual Global Funding II	USD50,000	2.45%	23/11/2020	49,318	0.00%
Federal National Mortgage Association	USD50,000	2.72%	25/10/2024	49,311	0.00%
Northern States Power Co.	USD50,000	2.20%	15/8/2020	49,295	0.00%
Coca-Cola Bottling Co. Consolidated	USD50,000	3.80%	25/11/2025	49,294	0.00%
Washington Prime Group LP	USD50,000	3.85%	1/4/2020	49,282	0.00%
LC19 Commercial Mortgage Trust 2015	USD50,000	3.18%	10/2/2048	49,282	0.00%
Willis North America, Inc.	USD50,000	5.05%	15/9/2048	49,233	0.00%
Citigroup Commercial Mortgage Trust 2017	USD50,000	3.76%	12/10/2050	49,225	0.00%
Northern States Power Co.	USD50,000	4.00%	15/8/2045	49,186	0.00%
Federal Home Loan Mortgage Corp.	USD47,828	4.00%	1/3/2041	49,183	0.00%
Simon Property Group LP	USD50,000	2.50%	15/7/2021	49,180	0.00%
Federal National Mortgage Association	USD46,427	5.00%	1/4/2041	49,116	0.00%
Ingersoll-Rand Luxembourg Finance SA	USD50,000	4.65%	1/11/2044	49,114	0.00%
BMW Vehicle Owner Trust 2018	USD50,000	2.51%	25/6/2024	49,091	0.00%
Consumers Energy Co.	USD50,000	3.95%	15/7/2047	49,068	0.00%
CGMS Commercial Mortgage Trust 2017^	USD50,000	3.71%	15/8/2050	49,066	0.00%
Federal Home Loan Mortgage Corp.	USD45,235	6.00%	1/10/2033	49,028	0.00%
Procter & Gamble Co.	USD50,000	1.85%	2/2/2021	48,997	0.00%
National Rural Utilities Cooperative Finance Corp. ^	USD50,000	5.25%	20/4/2046	48,971	0.00%
Invesco Finance plc	USD50,000	3.13%	30/11/2022	48,966	0.00%
McDonald's Corp.	USD50,000	2.63%	15/1/2022	48,965	0.00%
Hewlett Packard Enterprise Co.	USD50,000	6.20%	15/10/2035	48,956	0.00%
Host Hotels & Resorts LP	USD50,000	4.00%	15/6/2025	48,870	0.00%
Valero Energy Partners LP	USD50,000	4.38%	15/12/2026	48,782	0.00%
Federal Home Loan Mortgage Corp.	USD46,555	5.00%	1/1/2041	48,778	0.00%

ERP Operating LP	USD50,000	3.50%	1/3/2028	48,749	0.00%
JPMDB Commercial Mortgage Securities Trust 2017	USD50,000	3.71%	15/10/2050	48,746	0.00%
University of Virginia	USD50,000	4.18%	1/9/2117	48,673	0.00%
Amgen, Inc.	USD50,000	2.70%	1/5/2022	48,664	0.00%
Southern California Edison Co.	USD50,000	3.65%	1/3/2028	48,607	0.00%
Tampa Electric Co.	USD50,000	4.10%	15/6/2042	48,597	0.00%
CME Group, Inc.	USD50,000	3.00%	15/3/2025	48,595	0.00%
State of California Department of Water Resources Power Supply Revenue	USD50,000	2.00%	1/5/2022	48,563	0.00%
Connecticut Light & Power Co.	USD50,000	3.20%	15/3/2027	48,534	0.00%
Consolidated Edison, Inc.	USD50,000	2.00%	15/5/2021	48,510	0.00%
Southern Co.	USD50,000	2.35%	1/7/2021	48,499	0.00%
Public Service Electric & Gas Co.	USD50,000	3.00%	15/5/2025	48,483	0.00%
John Sevier Combined Cycle Generation LLC	USD45,304	4.63%	15/1/2042	48,476	0.00%

	元本	利率	償還日	公正価格 (米ドル)	純資産総額 比率
UnitedHealth Group, Inc.	USD50,000	2.38%	15/10/2022	48,465	0.00%
Philip Morris International, Inc.	USD50,000	3.25%	10/11/2024	48,420	0.00%
Boeing Co.	USD50,000	2.13%	1/3/2022	48,355	0.00%
Whirlpool Corp.	USD50,000	3.70%	1/5/2025	48,308	0.00%
Federal Home Loan Mortgage Corp.	USD45,074	5.00%	1/9/2035	48,286	0.00%
Federal National Mortgage Association	USD48,151	3.00%	1/7/2027	48,246	0.00%
Texas Instruments, Inc.	USD50,000	2.63%	15/5/2024	48,237	0.00%
Oklahoma Gas & Electric Co.	USD50,000	4.15%	1/4/2047	48,216	0.00%
Guardian Life Global Funding	USD50,000	1.95%	27/10/2021	48,199	0.00%
Texas Instruments, Inc.	USD50,000	2.25%	1/5/2023	48,176	0.00%
Eversource Energy	USD50,000	3.30%	15/1/2028	48,155	0.00%
Government National Mortgage Association	USD47,329	3.50%	15/2/2026	48,147	0.00%
Citigroup, Inc.	USD50,000	4.30%	20/11/2026	48,095	0.00%
Federal National Mortgage Association	USD46,124	4.50%	1/9/2040	48,078	0.00%
Federal Home Loan Mortgage Corp.	USD44,953	5.50%	1/5/2033	48,075	0.00%
Tapestry, Inc.	USD50,000	3.00%	15/7/2022	47,988	0.00%
Procter & Gamble Co.	USD50,000	2.70%	2/2/2026	47,917	0.00%
Lockheed Martin Corp.	USD50,000	2.90%	1/3/2025	47,903	0.00%
Federal National Mortgage Association	USD45,938	4.50%	1/10/2044	47,881	0.00%
Discover Financial Services	USD50,000	3.75%	4/3/2025	47,873	0.00%
SVB Financial Group	USD50,000	3.50%	29/1/2025	47,810	0.00%
UnitedHealth Group, Inc.	USD45,000	4.63%	15/7/2035	47,795	0.00%
Western Gas Partners LP	USD50,000	4.65%	1/7/2026	47,785	0.00%
Carlisle Cos, Inc.	USD50,000	3.50%	1/12/2024	47,734	0.00%
Principal Life Global Funding II	USD50,000	3.00%	18/4/2026	47,730	0.00%
Cleco Corporate Holdings LLC	USD50,000	4.97%	1/5/2046	47,714	0.00%
CMS Energy Corp.	USD50,000	3.45%	15/8/2027	47,708	0.00%
Appalachian Power Co.	USD50,000	3.30%	1/6/2027	47,706	0.00%
Amphenol Corp.	USD50,000	3.20%	1/4/2024	47,694	0.00%
AvalonBay Communities, Inc.	USD50,000	2.95%	11/5/2026	47,492	0.00%
Virginia Electric & Power Co.	USD50,000	2.95%	15/11/2026	47,407	0.00%
Boeing Co.	USD50,000	1.88%	15/6/2023	47,396	0.00%

Government National Mortgage Association	USD45,130	5.50%	20/9/2041	47,362	0.00%
EQT Corp.	USD50,000	3.00%	1/10/2022	47,361	0.00%
Federal Home Loan Mortgage Corp.	USD44,791	5.00%	1/10/2041	47,325	0.00%
Nordstrom, Inc.	USD50,000	4.00%	15/3/2027	47,260	0.00%
Johnson Controls International plc	USD50,000	4.63%	2/7/2044	47,240	0.00%
Hubbell, Inc.	USD50,000	3.35%	1/3/2026	47,227	0.00%
Arizona Public Service Co.	USD50,000	2.95%	15/9/2027	47,173	0.00%
Select Income	USD50,000	4.50%	1/2/2025	47,134	0.00%
Black Hills Corp.	USD50,000	4.20%	15/9/2046	47,101	0.00%
Edison International	USD50,000	2.95%	15/3/2023	47,066	0.00%
Federal Home Loan Mortgage Corp.	USD44,952	4.50%	1/6/2038	46,924	0.00%
Federal National Mortgage Association	USD45,617	4.00%	1/8/2040	46,917	0.00%
Coca-Cola Co.	USD50,000	2.55%	1/6/2026	46,872	0.00%
Georgia Power Co.	USD50,000	3.25%	1/4/2026	46,861	0.00%
Fortive Corp.	USD50,000	4.30%	15/6/2046	46,799	0.00%
Textron, Inc.	USD50,000	3.38%	1/3/2028	46,690	0.00%
Providence St Joseph Health Obligated Group	USD50,000	2.75%	1/10/2026	46,664	0.00%
Consolidated Edison Co. of New York, Inc.	USD50,000	4.30%	1/12/2056	46,634	0.00%
Boeing Co.	USD50,000	3.65%	1/3/2047	46,627	0.00%
Boardwalk Pipelines LP	USD50,000	4.45%	15/7/2027	46,571	0.00%
Government National Mortgage Association	USD44,022	5.00%	15/3/2036	46,366	0.00%
AutoZone, Inc.	USD50,000	3.13%	21/4/2026	46,362	0.00%
Caterpillar Financial Services Corp.	USD50,000	2.40%	9/8/2026	46,148	0.00%
Boeing Co.	USD50,000	2.25%	15/6/2026	46,069	0.00%
Ford Credit Auto Owner Trust 2017	USD47,000	1.87%	15/9/2022	46,035	0.00%
Aflac, Inc.	USD50,000	4.00%	15/10/2046	45,843	0.00%
Southwestern Electric Power Co.	USD50,000	2.75%	1/10/2026	45,821	0.00%
Bemis Co., Inc.	USD50,000	3.10%	15/9/2026	45,436	0.00%
Indiana Michigan Power Co.	USD50,000	3.75%	1/7/2047	45,348	0.00%
Government National Mortgage Association	USD43,894	4.00%	15/8/2044	45,093	0.00%
Aetna, Inc.	USD50,000	4.50%	15/5/2042	45,084	0.00%
Federal Home Loan Mortgage Corp.	USD39,987	6.50%	1/12/2032	45,053	0.00%
CarMax Auto Owner Trust 2016	USD45,492	1.39%	17/5/2021	45,051	0.00%
Prudential Financial, Inc.	USD50,000	3.91%	7/12/2047	44,833	0.00%
Buckeye Partners LP	USD50,000	4.13%	1/12/2027	44,720	0.00%
AEP Texas, Inc.	USD50,000	3.80%	1/10/2047	44,674	0.00%

	元本	利率	償還日	公正価格 (米ドル)	純資産総額 比率
Nissan Auto Receivables 2016-C Owner Trust	USD45,011	1.18%	15/1/2021	44,645	0.00%
Hershey Co.	USD50,000	3.38%	15/8/2046	44,467	0.00%
Voya Financial, Inc.	USD40,000	5.70%	15/7/2043	44,393	0.00%
Government National Mortgage Association	USD41,645	5.50%	15/6/2034	44,256	0.00%
NIKE, Inc.	USD50,000	3.38%	1/11/2046	44,084	0.00%
Boeing Co.	USD50,000	3.38%	15/6/2046	44,032	0.00%
Government National Mortgage Association	USD43,799	3.00%	15/2/2026	44,020	0.00%
Teachers Insurance & Annuity Association of America	USD34,000	6.85%	16/12/2039	43,871	0.00%

Federal National Mortgage Association	USD41,339	5.00%	1/12/2033	43,858	0.00%
Newmont Mining Corp.	USD40,000	6.25%	1/10/2039	43,572	0.00%
Fidelity National Information Services, Inc.	USD42,000	5.00%	15/10/2025	43,397	0.00%
Delta Air Lines 2015-1 Class AA Pass Through Trust	USD43,531	3.63%	30/7/2027	43,228	0.00%
Government National Mortgage Association	USD40,865	5.00%	15/9/2040	43,042	0.00%
Federal Home Loan Mortgage Corp.	USD41,810	4.00%	1/7/2040	43,000	0.00%
Federal Home Loan Mortgage Corp.	USD39,712	5.50%	1/1/2038	42,712	0.00%
Federal Home Loan Mortgage Corp.	USD32,000	6.75%	15/9/2029	42,581	0.00%
Seagate HDD Cayman	USD50,000	4.88%	1/6/2027	42,375	0.00%
Federal Home Loan Mortgage Corp.	USD41,115	4.00%	1/12/2026	42,060	0.00%
Federal National Mortgage Association	USD42,852	3.00%	1/10/2045	41,827	0.00%
Federal National Mortgage Association	USD40,064	4.50%	1/8/2046	41,572	0.00%
Toyota Auto Receivables 2016	USD41,715	1.14%	17/8/2020	41,473	0.00%
Spirit Airlines Pass Through Trust 2015	USD41,550	4.10%	1/4/2028	41,439	0.00%
SITE Centers Corp.	USD40,000	4.63%	15/7/2022	41,031	0.00%
Government National Mortgage Association	USD40,095	3.00%	15/1/2026	40,297	0.00%
Harris Corp.	USD40,000	2.70%	27/4/2020	39,672	0.00%
Federal Home Loan Mortgage Corp.	USD38,047	4.50%	1/3/2045	39,520	0.00%
Aon plc	USD40,000	2.80%	15/3/2021	39,441	0.00%
SITE Centers Corp.	USD40,000	4.25%	1/2/2026	39,432	0.00%
Government National Mortgage Association	USD36,780	5.50%	15/11/2038	39,088	0.00%
Government National Mortgage Association	USD35,761	6.00%	20/3/2033	39,074	0.00%
Federal Home Loan Mortgage Corp.	USD36,803	5.00%	1/9/2038	38,889	0.00%
Owens Corning	USD50,000	4.40%	30/1/2048	38,266	0.00%
Federal National Mortgage Association	USD35,533	5.00%	1/5/2036	37,648	0.00%
Government National Mortgage Association	USD35,568	4.50%	15/1/2040	37,416	0.00%
Federal National Mortgage Association	USD34,283	5.50%	1/2/2035	37,235	0.00%
Federal National Mortgage Association	USD35,350	5.00%	1/9/2025	37,206	0.00%
Government National Mortgage Association	USD35,767	4.00%	15/11/2039	36,831	0.00%
Consolidated Edison Co. of New York, Inc.	USD40,000	3.85%	15/6/2046	36,627	0.00%
Federal National Mortgage Association	USD37,240	3.00%	1/1/2043	36,592	0.00%
Federal Home Loan Mortgage Corp.	USD34,011	5.50%	1/10/2035	36,590	0.00%
Federal National Mortgage Association	USD34,473	5.00%	1/6/2034	36,549	0.00%
Continental Airlines 2012-1 Class A Pass Through Trust	USD36,465	4.15%	11/4/2024	36,355	0.00%
Federal National Mortgage Association	USD35,596	4.00%	1/4/2047	36,286	0.00%
Federal Home Loan Mortgage Corp.	USD34,207	5.00%	1/10/2033	36,253	0.00%
Federal Home Loan Mortgage Corp.	USD33,640	6.00%	1/1/2038	36,188	0.00%
Federal National Mortgage Association	USD33,543	5.00%	1/7/2033	35,585	0.00%
Federal National Mortgage Association	USD32,556	6.00%	1/12/2036	35,215	0.00%
Government National Mortgage Association	USD33,209	5.00%	15/9/2039	35,045	0.00%
Federal National Mortgage Association	USD32,101	6.50%	1/9/2036	34,487	0.00%
Government National Mortgage Association	USD32,668	5.00%	15/3/2034	34,408	0.00%
Chevron Corp.	USD35,000	2.57%	16/5/2023	34,132	0.00%
Government National Mortgage Association	USD32,179	4.50%	15/10/2039	33,850	0.00%
Federal Home Loan Mortgage Corp.	USD32,272	4.50%	1/4/2039	33,682	0.00%
Government National Mortgage Association	USD31,311	6.00%	15/2/2038	33,646	0.00%
Government National Mortgage Association	USD31,531	5.50%	15/10/2032	33,511	0.00%
Federal Home Loan Mortgage Corp.	USD30,589	5.50%	1/4/2038	32,899	0.00%
Federal National Mortgage Association	USD31,317	4.50%	1/9/2033	32,651	0.00%

Federal National Mortgage Association	USD32,513	3.00%	1/11/2026	32,632	0.00%
JPMBB Commercial Mortgage Securities Trust 2015	USD32,000	3.80%	15/8/2048	32,522	0.00%
Federal Home Loan Mortgage Corp.	USD30,627	5.00%	1/9/2038	32,363	0.00%
Tennessee Valley Authority	USD32,000	2.88%	15/9/2024	32,179	0.00%
Federal National Mortgage Association	USD30,391	4.00%	1/3/2042	31,222	0.00%
Government National Mortgage Association	USD29,731	5.50%	20/3/2035	31,200	0.00%
CD Mortgage Trust 2017	USD31,000	3.83%	10/2/2050	31,057	0.00%
Kinder Morgan Energy Partners LP	USD35,000	4.70%	1/11/2042	30,836	0.00%
Anadarko Petroleum Corp.	USD25,000	7.95%	15/6/2039	30,359	0.00%
Government National Mortgage Association	USD28,723	4.50%	15/8/2033	30,126	0.00%
Federal National Mortgage Association	USD28,190	5.00%	1/8/2040	29,821	0.00%
	元本	利率	償還日	公正価格 (米ドル)	純資産総額 比率
Government National Mortgage Association	USD28,828	4.00%	20/6/2042	29,782	0.00%
New York Life Insurance Co.	USD25,000	5.88%	15/5/2033	29,709	0.00%
Federal Home Loan Mortgage Corp.	USD27,088	5.50%	1/8/2037	29,410	0.00%
Federal Home Loan Mortgage Corp.	USD28,694	4.50%	1/7/2025	29,242	0.00%
Monongahela Power Co.	USD25,000	5.40%	15/12/2043	29,179	0.00%
Federal National Mortgage Association	USD25,012	7.00%	1/4/2037	28,913	0.00%
Federal Home Loan Mortgage Corp.	USD26,564	6.50%	1/8/2032	28,856	0.00%
Federal National Mortgage Association	USD26,662	5.00%	1/3/2038	28,583	0.00%
Federal National Mortgage Association	USD26,607	6.00%	1/3/2037	28,561	0.00%
Government National Mortgage Association	USD27,100	4.50%	15/6/2040	28,506	0.00%
Federal National Mortgage Association	USD27,807	4.00%	1/5/2025	28,463	0.00%
Government National Mortgage Association	USD26,450	6.00%	20/7/2039	28,415	0.00%
Federal Home Loan Mortgage Corp.	USD27,641	4.00%	1/9/2041	28,401	0.00%
Quest Diagnostics, Inc.	USD26,000	5.75%	30/1/2040	28,013	0.00%
Federal Home Loan Mortgage Corp.	USD26,433	5.50%	1/1/2028	27,997	0.00%
Government National Mortgage Association	USD25,046	6.50%	20/12/2037	27,888	0.00%
State of Illinois	USD25,000	7.35%	1/7/2035	27,711	0.00%
Federal National Mortgage Association	USD27,192	3.50%	1/3/2024	27,623	0.00%
Federal Home Loan Mortgage Corp.	USD25,514	6.00%	1/2/2033	27,589	0.00%
Government National Mortgage Association	USD24,630	6.50%	20/11/2038	27,419	0.00%
Federal Home Loan Mortgage Corp.	USD25,175	6.50%	1/12/2032	27,370	0.00%
Federal National Mortgage Association	USD25,516	5.50%	1/3/2036	27,367	0.00%
Federal Home Loan Mortgage Corp.	USD27,405	3.00%	1/6/2031	27,361	0.00%
Federal National Mortgage Association	USD27,315	3.50%	1/1/2046	27,309	0.00%
Cleveland Electric Illuminating Co.	USD25,000	5.50%	15/8/2024	27,133	0.00%
Federal National Mortgage Association	USD26,144	4.00%	1/10/2041	26,861	0.00%
Toyota Auto Receivables 2015-C Owner Trust	USD26,633	1.69%	15/12/2020	26,584	0.00%
CBS Corp.	USD25,000	5.90%	15/10/2040	26,518	0.00%
Federal Home Loan Mortgage Corp.	USD24,804	5.50%	1/12/2032	26,351	0.00%
Government National Mortgage Association	USD24,713	6.00%	20/6/2038	26,268	0.00%
UnitedHealth Group, Inc.	USD25,000	4.63%	15/11/2041	26,256	0.00%
Owens Corning	USD35,000	4.30%	15/7/2047	26,234	0.00%
Texas Health Resources	USD25,000	4.33%	15/11/2055	26,008	0.00%
Federal Farm Credit Banks	USD25,000	3.50%	20/12/2023	25,985	0.00%

Federal Home Loan Mortgage Corp.	USD25,875	3.50%	1/12/2045	25,899	0.00%
Government National Mortgage Association	USD24,253	5.50%	15/7/2035	25,801	0.00%
Federal Home Loan Mortgage Corp.	USD25,000	3.49%	25/1/2024	25,716	0.00%
JPMDB Commercial Mortgage Securities Trust 2018	USD25,000	4.42%	15/6/2051	25,552	0.00%
Children's Hospital Medical Center	USD25,000	4.27%	15/5/2044	25,484	0.00%
US Treasury Note	USD25,000	2.88%	30/11/2025	25,449	0.00%
Omnicom Group, Inc./Omnicom Capital, Inc.	USD25,000	4.45%	15/8/2020	25,421	0.00%
Apple, Inc.	USD25,000	4.38%	13/5/2045	25,357	0.00%
GS Mortgage Securities Trust 2015	USD25,000	3.76%	10/7/2048	25,336	0.00%
General Motors Financial of Canada Ltd.	CAD35,000	3.00%	26/2/2021	25,299	0.00%
Federal Home Loan Banks	USD25,000	3.38%	12/6/2020	25,280	0.00%
Federal Home Loan Mortgage Corp.	USD23,368	6.00%	1/1/2033	25,274	0.00%
First American Financial Corp.	USD25,000	4.60%	15/11/2024	25,258	0.00%
Toyota Auto Receivables 2018-B Owner Trust	USD25,000	3.11%	15/11/2023	25,216	0.00%
Ford Credit Auto Lease Trust	USD25,000	3.30%	15/2/2022	25,170	0.00%
JPMDB Commercial Mortgage Securities Trust 2014	USD25,000	4.07%	15/11/2047	25,157	0.00%
US Treasury Note	USD25,000	2.63%	15/12/2021	25,117	0.00%
United Parcel Service, Inc.	USD25,000	3.13%	15/1/2021	25,096	0.00%
Federal Home Loan Mortgage Corp.	USD24,580	3.45%	24/9/2024	25,053	0.00%
Private Export Funding Corp.	USD25,000	2.80%	15/5/2022	25,049	0.00%
CD Mortgage Trust 2017	USD25,000	3.45%	10/2/2050	24,883	0.00%
Federal National Mortgage Association	USD24,220	4.00%	1/8/2040	24,883	0.00%
Federal Home Loan Mortgage Corp.	USD23,835	4.50%	1/10/2033	24,871	0.00%
GM Financial Automobile Leasing Trust 2018	USD25,000	2.68%	20/12/2021	24,855	0.00%
Federal Home Loan Banks	USD25,000	1.88%	13/3/2020	24,783	0.00%
Federal National Mortgage Association	USD22,965	6.00%	1/4/2035	24,777	0.00%
American Water Capital Corp.	USD25,000	3.40%	1/3/2025	24,649	0.00%
John Deere Capital Corp.	USD25,000	1.95%	22/6/2020	24,615	0.00%
BANK 2017-BKN [®]	USD25,000	3.73%	15/11/2050	24,565	0.00%
Private Export Funding Corp.	USD25,000	2.45%	15/7/2024	24,509	0.00%
Xcel Energy, Inc.	USD25,000	3.30%	1/6/2025	24,453	0.00%
Tennessee Valley Authority	USD25,000	1.88%	15/8/2022	24,395	0.00%
Harris Corp.	USD25,000	3.83%	27/4/2025	24,390	0.00%
Tyco Electronics Group SA	USD25,000	3.45%	1/8/2024	24,370	0.00%

	元本	利率	償還日	公正価格 (米ドル)	純資産総額 比率
Partners Healthcare System, Inc.	USD25,000	4.12%	1/7/2055	24,189	0.00%
Protective Life Global Funding	USD25,000	2.00%	14/9/2021	24,112	0.00%
Tampa Electric Co.	USD25,000	4.35%	15/5/2044	23,993	0.00%
Government National Mortgage Association	USD23,143	4.00%	15/9/2025	23,940	0.00%
Oracle Corp.	USD25,000	3.90%	15/5/2035	23,879	0.00%
Government National Mortgage Association	USD22,979	4.00%	20/9/2025	23,767	0.00%
EOG Resources, Inc.	USD25,000	3.90%	1/4/2035	23,640	0.00%
Federal National Mortgage Association	USD22,244	5.00%	1/7/2036	23,574	0.00%
Norfolk Southern Corp.	USD25,000	4.15%	28/2/2048	23,505	0.00%

Kinder Morgan Energy Partners LP	USD20,000	7.40%	15/3/2031	23,428	0.00%
Mississippi Power Co.	USD25,000	4.25%	15/3/2042	23,216	0.00%
Federal National Mortgage Association	USD20,989	6.50%	1/10/2039	23,044	0.00%
Federal Home Loan Mortgage Corp.	USD21,782	5.00%	1/4/2041	22,933	0.00%
Cox Communications, Inc.	USD25,000	4.80%	1/2/2035	22,912	0.00%
Union Electric Co.	USD25,000	3.65%	15/4/2045	22,857	0.00%
Federal National Mortgage Association	USD22,627	4.00%	1/6/2019	22,825	0.00%
Federal Home Loan Mortgage Corp.	USD21,113	5.50%	1/5/2038	22,706	0.00%
Federal Home Loan Mortgage Corp.	USD22,392	3.50%	1/10/2025	22,668	0.00%
Federal Home Loan Mortgage Corp.	USD21,957	4.00%	1/7/2039	22,581	0.00%
Phillips 66 Partners LP	USD25,000	4.68%	15/2/2045	22,565	0.00%
Government National Mortgage Association	USD21,615	4.00%	15/4/2039	22,226	0.00%
Government National Mortgage Association	USD20,836	5.00%	15/5/2033	21,943	0.00%
Federal National Mortgage Association	USD20,053	6.00%	1/3/2036	21,527	0.00%
Federal Home Loan Mortgage Corp.	USD20,158	5.50%	1/6/2028	21,424	0.00%
Federal Home Loan Mortgage Corp.	USD20,430	4.50%	1/9/2039	21,363	0.00%
Federal Home Loan Mortgage Corp.	USD20,066	5.00%	1/1/2034	21,264	0.00%
Federal Home Loan Mortgage Corp.	USD19,607	5.50%	1/6/2038	21,087	0.00%
Government National Mortgage Association	USD18,829	6.50%	15/9/2032	21,036	0.00%
Federal Home Loan Mortgage Corp.	USD20,140	4.50%	1/4/2035	21,013	0.00%
Government National Mortgage Association	USD19,556	5.00%	15/3/2040	20,678	0.00%
Federal National Mortgage Association	USD20,325	4.00%	1/10/2019	20,536	0.00%
Federal Home Loan Mortgage Corp.	USD19,911	4.00%	1/8/2025	20,369	0.00%
AmeriCredit Automobile Receivables Trust 2016	USD20,292	1.46%	10/5/2021	20,204	0.00%
Federal Home Loan Mortgage Corp.	USD19,181	5.00%	1/10/2035	20,131	0.00%
Federal Home Loan Mortgage Corp.	USD18,966	5.50%	1/1/2039	20,063	0.00%
Government National Mortgage Association	USD19,110	5.50%	20/6/2034	20,055	0.00%
Federal National Mortgage Association	USD19,548	4.00%	1/9/2044	19,950	0.00%
Federal Home Loan Mortgage Corp.	USD18,425	6.50%	1/8/2037	19,940	0.00%
Bunge Ltd. Finance Corp.	USD20,000	3.50%	24/11/2020	19,920	0.00%
Federal National Mortgage Association	USD19,364	4.00%	1/8/2026	19,820	0.00%
Federal Home Loan Mortgage Corp.	USD19,329	4.00%	1/5/2025	19,773	0.00%
Humana, Inc.	USD20,000	2.90%	15/12/2022	19,367	0.00%
Federal Home Loan Mortgage Corp.	USD18,432	4.50%	1/4/2040	19,327	0.00%
Federal National Mortgage Association	USD17,845	6.00%	1/2/2037	19,302	0.00%
Government National Mortgage Association	USD17,955	6.00%	15/2/2033	19,299	0.00%
Federal Home Loan Mortgage Corp.	USD19,032	4.00%	1/10/2025	19,280	0.00%
Federal Home Loan Mortgage Corp.	USD17,837	5.50%	1/2/2036	19,191	0.00%
Federal National Mortgage Association	USD16,938	7.00%	1/7/2032	19,151	0.00%
Marsh & McLennan Cos, Inc.	USD20,000	4.35%	30/1/2047	18,814	0.00%
Government National Mortgage Association	USD17,856	5.00%	15/8/2033	18,809	0.00%
Federal Home Loan Mortgage Corp.	USD17,579	5.00%	1/5/2024	18,421	0.00%
Government National Mortgage Association	USD17,617	4.50%	15/10/2024	18,418	0.00%
Federal National Mortgage Association	USD17,632	4.50%	1/9/2033	18,382	0.00%
Federal Home Loan Mortgage Corp.	USD16,934	6.00%	1/1/2038	18,265	0.00%
Government National Mortgage Association	USD17,058	4.50%	15/4/2039	17,894	0.00%
Federal Home Loan Mortgage Corp.	USD16,239	6.00%	1/7/2029	17,481	0.00%
Federal National Mortgage Association	USD16,754	4.50%	1/10/2033	17,467	0.00%
Federal National Mortgage Association	USD16,107	6.00%	1/9/2036	17,265	0.00%
Tennessee Valley Authority	USD14,000	6.75%	1/11/2025	17,263	0.00%

Federal Home Loan Mortgage Corp.	USD15,872	6.00%	1/12/2037	17,255	0.00%
Federal National Mortgage Association	USD15,720	6.50%	1/7/2036	17,031	0.00%
Federal Home Loan Mortgage Corp.	USD16,697	4.50%	1/3/2023	17,016	0.00%
Federal National Mortgage Association	USD15,556	6.00%	1/5/2038	16,820	0.00%
Federal National Mortgage Association	USD15,996	4.50%	1/8/2039	16,726	0.00%
Federal National Mortgage Association	USD16,289	4.00%	1/6/2024	16,673	0.00%
Government National Mortgage Association	USD15,763	5.00%	15/2/2039	16,608	0.00%
Federal Home Loan Mortgage Corp.	USD15,149	6.50%	1/6/2034	16,473	0.00%
Government National Mortgage Association	USD15,416	6.00%	15/12/2038	16,439	0.00%

	元本	利率	償還日	公正価格 (米ドル)	純資産総額 比率
Federal National Mortgage Association	USD15,105	6.00%	1/9/2037	16,246	0.00%
Government National Mortgage Association	USD15,276	5.00%	15/5/2040	16,147	0.00%
Federal National Mortgage Association	USD14,890	6.50%	1/2/2032	16,080	0.00%
Federal Home Loan Mortgage Corp.	USD15,117	7.00%	1/1/2032	15,815	0.00%
Federal Home Loan Mortgage Corp.	USD14,554	6.00%	1/1/2032	15,721	0.00%
Federal National Mortgage Association	USD14,570	7.00%	1/8/2037	15,688	0.00%
Government National Mortgage Association	USD14,857	5.00%	20/4/2036	15,614	0.00%
Government National Mortgage Association	USD14,741	5.00%	15/6/2039	15,581	0.00%
Federal National Mortgage Association	USD14,485	5.50%	1/1/2033	15,472	0.00%
Federal National Mortgage Association	USD14,401	6.00%	1/10/2035	15,459	0.00%
Xcel Energy, Inc.	USD15,000	4.70%	15/5/2020	15,179	0.00%
Federal Home Loan Mortgage Corp.	USD14,510	4.50%	1/7/2040	15,118	0.00%
Federal Home Loan Mortgage Corp.	USD14,676	3.50%	1/1/2041	14,801	0.00%
Government National Mortgage Association	USD13,856	6.00%	20/8/2036	14,726	0.00%
Federal National Mortgage Association	USD14,002	5.00%	1/3/2034	14,681	0.00%
Federal Home Loan Mortgage Corp.	USD13,351	6.00%	1/4/2039	14,576	0.00%
Federal Home Loan Mortgage Corp.	USD13,416	5.50%	1/2/2039	14,433	0.00%
Federal National Mortgage Association	USD13,373	6.50%	1/3/2035	14,410	0.00%
Federal Home Loan Mortgage Corp.	USD13,352	5.50%	1/7/2038	14,363	0.00%
Federal Home Loan Mortgage Corp.	USD13,115	6.00%	1/6/2037	14,264	0.00%
Federal National Mortgage Association	USD13,232	6.50%	1/7/2035	14,222	0.00%
Federal Home Loan Mortgage Corp.	USD13,055	6.00%	1/12/2036	14,195	0.00%
Federal Home Loan Mortgage Corp.	USD12,660	4.50%	1/5/2028	13,225	0.00%
Government National Mortgage Association	USD12,355	4.50%	15/8/2033	12,959	0.00%
Federal Home Loan Mortgage Corp.	USD12,400	4.50%	1/2/2041	12,951	0.00%
Federal National Mortgage Association	USD11,939	6.00%	1/9/2036	12,909	0.00%
Government National Mortgage Association	USD12,781	3.50%	15/12/2042	12,902	0.00%
Toyota Auto Receivables 2016-B Owner Trust	USD12,947	1.30%	15/4/2020	12,887	0.00%
Government National Mortgage Association	USD12,626	5.50%	15/12/2040	12,804	0.00%
Macy's Retail Holdings, Inc.	USD16,000	4.50%	15/12/2034	12,796	0.00%
Federal National Mortgage Association	USD12,435	6.50%	1/12/2031	12,704	0.00%
Federal Home Loan Mortgage Corp.	USD11,738	5.50%	1/9/2038	12,632	0.00%
Government National Mortgage Association	USD11,309	6.50%	20/9/2036	12,619	0.00%
Federal Home Loan Mortgage Corp.	USD11,730	5.50%	1/5/2040	12,617	0.00%
Government National Mortgage Association	USD11,510	6.00%	15/8/2032	12,370	0.00%
Government National Mortgage Association	USD11,717	6.50%	15/7/2035	12,247	0.00%
Federal National Mortgage Association	USD11,213	6.50%	1/7/2032	12,108	0.00%

Government National Mortgage Association	USD11,190	5.50%	20/8/2040	12,091	0.00%
Federal National Mortgage Association	USD11,119	5.50%	1/5/2038	11,925	0.00%
Federal Home Loan Mortgage Corp.	USD10,971	6.00%	1/8/2037	11,859	0.00%
Federal Home Loan Mortgage Corp.	USD11,128	5.00%	1/2/2037	11,766	0.00%
Federal National Mortgage Association	USD10,776	5.50%	1/7/2035	11,560	0.00%
Federal National Mortgage Association	USD10,010	7.00%	1/9/2031	11,317	0.00%
Government National Mortgage Association	USD10,582	6.00%	20/12/2036	11,247	0.00%
Government National Mortgage Association	USD10,573	6.00%	20/7/2036	11,238	0.00%
Federal Home Loan Mortgage Corp.	USD9,820	7.00%	1/1/2034	11,172	0.00%
Federal Home Loan Mortgage Corp.	USD10,637	5.00%	1/9/2035	11,166	0.00%
Federal National Mortgage Association	USD10,228	6.00%	1/2/2036	11,051	0.00%
Federal Home Loan Mortgage Corp.	USD10,213	6.00%	1/3/2029	11,007	0.00%
Federal Home Loan Mortgage Corp.	USD10,541	5.00%	1/11/2023	10,937	0.00%
Federal National Mortgage Association	USD10,671	4.00%	1/5/2021	10,839	0.00%
Federal National Mortgage Association	USD10,748	3.50%	1/8/2042	10,821	0.00%
Government National Mortgage Association	USD10,095	5.50%	15/9/2038	10,732	0.00%
Government National Mortgage Association	USD10,295	4.00%	20/2/2026	10,633	0.00%
Federal National Mortgage Association	USD9,861	6.00%	1/12/2032	10,587	0.00%
Federal Home Loan Mortgage Corp.	USD10,367	4.50%	1/1/2025	10,565	0.00%
Federal National Mortgage Association	USD9,718	6.00%	1/7/2040	10,512	0.00%
Government National Mortgage Association	USD8,855	7.00%	20/11/2038	10,335	0.00%
Federal National Mortgage Association	USD9,601	5.50%	1/5/2038	10,286	0.00%
Federal Home Loan Mortgage Corp.	USD9,911	5.50%	1/10/2025	10,181	0.00%
Government National Mortgage Association	USD8,972	6.50%	20/1/2036	10,037	0.00%
Federal National Mortgage Association	USD9,351	5.50%	1/1/2035	10,032	0.00%
Federal Home Loan Mortgage Corp.	USD9,520	4.50%	1/11/2040	9,980	0.00%
Timken Co.	USD10,000	4.50%	15/12/2028	9,971	0.00%
Federal Home Loan Mortgage Corp.	USD9,167	6.50%	1/9/2038	9,970	0.00%
Federal Home Loan Mortgage Corp.	USD8,860	7.00%	1/4/2032	9,955	0.00%
Federal National Mortgage Association	USD9,235	6.50%	1/1/2039	9,921	0.00%
Government National Mortgage Association	USD8,475	6.00%	20/1/2032	9,593	0.00%

	元本	利率	償還日	公正価格 (米ドル)	純資産総額 比率
Federal Home Loan Mortgage Corp.	USD8,862	6.00%	1/5/2033	9,576	0.00%
Federal National Mortgage Association	USD8,928	4.50%	1/1/2039	9,348	0.00%
Federal Home Loan Mortgage Corp.	USD9,090	4.00%	1/9/2033	9,340	0.00%
Government National Mortgage Association	USD8,718	6.00%	15/12/2038	9,300	0.00%
Government National Mortgage Association	USD8,779	5.00%	15/8/2033	9,247	0.00%
Federal Home Loan Mortgage Corp.	USD9,005	4.50%	1/5/2023	9,176	0.00%
Federal Home Loan Mortgage Corp.	USD8,531	6.00%	1/1/2036	9,170	0.00%
Federal Home Loan Mortgage Corp.	USD8,362	6.00%	1/1/2032	9,032	0.00%
Federal National Mortgage Association	USD9,196	3.00%	1/4/2047	8,982	0.00%
Government National Mortgage Association	USD8,371	6.00%	20/7/2034	8,975	0.00%
Government National Mortgage Association	USD8,160	6.50%	15/2/2032	8,903	0.00%
Government National Mortgage Association	USD8,253	5.50%	15/10/2038	8,766	0.00%
Federal Home Loan Mortgage Corp.	USD8,476	4.00%	1/1/2025	8,733	0.00%
Federal Home Loan Mortgage Corp.	USD8,172	5.50%	1/6/2033	8,674	0.00%
Federal National Mortgage Association	USD7,635	7.00%	1/9/2035	8,621	0.00%
Federal National Mortgage Association	USD7,980	6.50%	1/9/2037	8,577	0.00%

Federal Home Loan Mortgage Corp.	USD8,094	5.00%	1/2/2038	8,555	0.00%
Federal Home Loan Mortgage Corp.	USD7,836	6.50%	1/1/2029	8,507	0.00%
Federal National Mortgage Association	USD7,970	6.00%	1/1/2038	8,497	0.00%
Government National Mortgage Association	USD7,886	6.00%	15/2/2038	8,477	0.00%
Federal National Mortgage Association	USD7,777	6.00%	1/1/2036	8,344	0.00%
Federal National Mortgage Association	USD7,599	6.00%	1/1/2036	8,229	0.00%
Government National Mortgage Association	USD7,777	5.50%	20/5/2037	8,161	0.00%
Government National Mortgage Association	USD7,503	6.00%	15/6/2033	8,063	0.00%
Federal National Mortgage Association	USD7,493	5.50%	1/2/2035	8,039	0.00%
Federal Home Loan Mortgage Corp.	USD7,099	7.00%	1/6/2032	7,872	0.00%
Federal National Mortgage Association	USD7,371	4.50%	1/10/2023	7,684	0.00%
Federal Home Loan Mortgage Corp.	USD7,225	5.50%	1/2/2024	7,655	0.00%
Government National Mortgage Association	USD6,859	6.50%	20/12/2035	7,654	0.00%
Government National Mortgage Association	USD7,269	4.50%	15/9/2045	7,582	0.00%
Federal National Mortgage Association	USD7,003	6.00%	1/3/2037	7,578	0.00%
Government National Mortgage Association	USD6,956	5.00%	15/9/2035	7,282	0.00%
Government National Mortgage Association	USD6,757	5.00%	15/3/2035	7,150	0.00%
CarMax Auto Owner Trust 2015	USD7,079	1.63%	15/5/2020	7,069	0.00%
Federal Home Loan Mortgage Corp.	USD6,121	7.00%	1/4/2032	6,971	0.00%
Federal Home Loan Mortgage Corp.	USD6,388	6.00%	1/10/2036	6,947	0.00%
Government National Mortgage Association	USD6,581	5.00%	15/2/2039	6,933	0.00%
Federal Home Loan Mortgage Corp.	USD6,439	5.00%	1/3/2035	6,818	0.00%
Federal National Mortgage Association	USD5,970	5.00%	1/8/2034	6,330	0.00%
Federal Home Loan Mortgage Corp.	USD6,040	6.00%	1/1/2024	6,316	0.00%
Government National Mortgage Association	USD5,746	6.50%	15/5/2034	6,230	0.00%
Federal Home Loan Mortgage Corp.	USD5,836	7.00%	1/12/2034	6,186	0.00%
Federal National Mortgage Association	USD5,964	6.00%	1/5/2021	6,179	0.00%
Government National Mortgage Association	USD5,875	4.50%	15/2/2039	6,099	0.00%
Government National Mortgage Association	USD5,770	5.00%	15/6/2033	6,077	0.00%
Government National Mortgage Association	USD5,607	6.50%	15/2/2032	6,007	0.00%
Federal Home Loan Mortgage Corp.	USD5,671	5.00%	1/11/2039	5,989	0.00%
Federal Home Loan Mortgage Corp.	USD5,559	5.50%	1/5/2040	5,979	0.00%
Federal Home Loan Mortgage Corp.	USD5,878	3.50%	1/6/2026	5,951	0.00%
Federal Home Loan Mortgage Corp.	USD5,512	5.00%	1/4/2024	5,826	0.00%
Federal National Mortgage Association	USD5,535	5.00%	1/6/2030	5,824	0.00%
Federal National Mortgage Association	USD5,586	4.00%	1/6/2026	5,718	0.00%
Federal National Mortgage Association	USD5,275	6.00%	1/7/2038	5,706	0.00%
Government National Mortgage Association	USD4,866	7.00%	20/8/2038	5,674	0.00%
Federal National Mortgage Association	USD5,390	4.50%	1/8/2035	5,622	0.00%
Federal Home Loan Mortgage Corp.	USD5,203	5.50%	1/11/2038	5,595	0.00%
Government National Mortgage Association	USD5,264	5.50%	15/12/2032	5,592	0.00%
Federal National Mortgage Association	USD5,190	5.00%	1/12/2032	5,498	0.00%
Federal National Mortgage Association	USD5,093	6.00%	1/10/2037	5,470	0.00%
Federal National Mortgage Association	USD5,237	4.50%	1/3/2029	5,468	0.00%
Federal Home Loan Mortgage Corp.	USD5,014	6.00%	1/5/2040	5,450	0.00%
Federal Home Loan Mortgage Corp.	USD5,216	4.50%	1/4/2035	5,446	0.00%
Government National Mortgage Association	USD5,047	6.00%	15/12/2035	5,419	0.00%
Federal National Mortgage Association	USD5,015	6.00%	1/10/2037	5,407	0.00%
Federal National Mortgage Association	USD5,069	5.50%	1/7/2024	5,255	0.00%
Government National Mortgage Association	USD4,949	5.00%	20/11/2033	5,192	0.00%

	元本	利率	償還日	公正価格 (米ドル)	純資産総額 比率
Federal National Mortgage Association	USD5,022	6.50%	1/5/2038	5,181	0.00%
Federal National Mortgage Association	USD4,731	5.50%	1/11/2024	5,008	0.00%
Federal Home Loan Mortgage Corp.	USD4,727	5.50%	1/8/2035	4,996	0.00%
Federal National Mortgage Association	USD4,861	4.50%	1/11/2022	4,921	0.00%
Government National Mortgage Association	USD4,709	4.50%	15/11/2040	4,913	0.00%
Government National Mortgage Association	USD4,274	6.50%	20/8/2037	4,908	0.00%
US Treasury Note	USD5,000	1.38%	15/9/2020	4,905	0.00%
Government National Mortgage Association	USD4,184	6.50%	15/1/2033	4,646	0.00%
Federal Home Loan Mortgage Corp.	USD3,974	7.00%	1/1/2028	4,523	0.00%
Federal Home Loan Mortgage Corp.	USD4,428	4.50%	1/12/2024	4,513	0.00%
Federal National Mortgage Association	USD4,222	5.50%	1/5/2025	4,468	0.00%
Federal Home Loan Mortgage Corp.	USD4,141	6.00%	1/11/2037	4,457	0.00%
Federal Home Loan Mortgage Corp.	USD3,913	7.00%	1/2/2037	4,447	0.00%
Government National Mortgage Association	USD4,010	6.00%	15/9/2039	4,331	0.00%
Federal Home Loan Mortgage Corp.	USD3,731	6.50%	1/10/2037	4,069	0.00%
Federal Home Loan Mortgage Corp.	USD3,710	6.00%	1/12/2032	4,012	0.00%
Federal National Mortgage Association	USD3,814	6.00%	1/8/2022	3,990	0.00%
Government National Mortgage Association	USD3,641	5.50%	20/1/2037	3,820	0.00%
Nissan Auto Receivables 2015-B Owner Trust	USD3,721	1.34%	16/3/2020	3,717	0.00%
Federal National Mortgage Association	USD3,477	5.50%	1/5/2021	3,540	0.00%
Federal National Mortgage Association	USD3,151	6.00%	1/11/2037	3,383	0.00%
Federal National Mortgage Association	USD3,337	4.00%	1/3/2019	3,361	0.00%
Federal National Mortgage Association	USD3,212	3.50%	1/10/2026	3,252	0.00%
Federal National Mortgage Association	USD3,109	5.00%	1/8/2022	3,224	0.00%
Federal National Mortgage Association	USD2,986	6.50%	1/11/2036	3,208	0.00%
Federal Home Loan Mortgage Corp.	USD3,026	5.50%	1/1/2039	3,201	0.00%
Federal Home Loan Mortgage Corp.	USD2,914	6.00%	1/10/2038	3,166	0.00%
Federal National Mortgage Association	USD2,798	7.00%	1/4/2036	3,166	0.00%
Federal National Mortgage Association	USD2,946	6.50%	1/9/2037	3,137	0.00%
Federal National Mortgage Association	USD2,900	6.50%	1/8/2029	3,117	0.00%
Federal National Mortgage Association	USD2,747	6.50%	1/10/2039	3,115	0.00%
Federal Home Loan Mortgage Corp.	USD3,012	4.50%	1/9/2024	3,097	0.00%
Government National Mortgage Association	USD2,775	6.00%	15/2/2037	2,845	0.00%
Federal National Mortgage Association	USD2,631	6.00%	1/9/2035	2,824	0.00%
Federal National Mortgage Association	USD2,701	5.50%	1/8/2020	2,746	0.00%
Federal Home Loan Mortgage Corp.	USD2,523	6.50%	1/11/2038	2,740	0.00%
Federal National Mortgage Association	USD2,704	4.50%	1/1/2020	2,720	0.00%
Government National Mortgage Association	USD2,498	6.50%	15/10/2038	2,701	0.00%
Federal Home Loan Mortgage Corp.	USD2,546	4.50%	1/11/2024	2,617	0.00%
Federal National Mortgage Association	USD2,488	4.50%	1/9/2020	2,511	0.00%
Federal National Mortgage Association	USD2,214	6.00%	1/3/2021	2,259	0.00%
Federal Home Loan Mortgage Corp.	USD2,090	5.00%	1/7/2025	2,160	0.00%
Federal Home Loan Mortgage Corp.	USD1,962	5.00%	1/3/2038	2,095	0.00%
Government National Mortgage Association	USD2,030	5.50%	15/12/2036	2,065	0.00%
Federal Home Loan Mortgage Corp.	USD1,999	4.50%	1/7/2024	2,037	0.00%
Federal National Mortgage Association	USD1,845	5.50%	1/2/2038	1,974	0.00%

Federal National Mortgage Association	USD1,821	5.50%	1/6/2038	1,950	0.00%
Federal National Mortgage Association	USD1,891	4.50%	1/11/2020	1,909	0.00%
Federal National Mortgage Association	USD1,756	4.50%	1/1/2020	1,767	0.00%
Government National Mortgage Association	USD1,733	4.50%	15/3/2020	1,755	0.00%
Federal National Mortgage Association	USD1,669	5.00%	1/11/2023	1,754	0.00%
Federal Home Loan Mortgage Corp.	USD1,725	4.50%	1/10/2020	1,745	0.00%
Government National Mortgage Association	USD1,542	6.50%	15/11/2032	1,722	0.00%
Federal National Mortgage Association	USD1,497	5.50%	1/10/2039	1,605	0.00%
Federal Home Loan Mortgage Corp.	USD1,590	4.50%	1/9/2020	1,599	0.00%
Federal National Mortgage Association	USD1,553	5.50%	1/6/2020	1,593	0.00%
Government National Mortgage Association	USD1,434	6.50%	15/12/2038	1,546	0.00%
Federal National Mortgage Association	USD1,437	4.50%	1/6/2024	1,464	0.00%
Government National Mortgage Association	USD1,250	6.00%	15/11/2031	1,313	0.00%
Federal Home Loan Mortgage Corp.	USD1,264	5.50%	1/12/2019	1,285	0.00%
Federal Home Loan Mortgage Corp.	USD1,270	5.00%	1/6/2019	1,280	0.00%
Federal National Mortgage Association	USD1,181	5.50%	1/7/2021	1,212	0.00%
Federal National Mortgage Association	USD1,086	7.00%	1/4/2035	1,146	0.00%
Federal National Mortgage Association	USD1,032	6.00%	1/11/2037	1,109	0.00%
Federal National Mortgage Association	USD952	5.50%	1/11/2021	996	0.00%
Federal National Mortgage Association	USD960	4.00%	1/4/2024	982	0.00%
Federal Home Loan Mortgage Corp.	USD900	4.50%	1/2/2024	929	0.00%
Government National Mortgage Association	USD841	6.50%	15/1/2032	891	0.00%
Federal Home Loan Mortgage Corp.	USD792	4.50%	1/5/2021	796	0.00%
Federal Home Loan Mortgage Corp.	USD749	5.00%	1/8/2019	757	0.00%

	元本	利率	償還日	公正価格 (米ドル)	純資産総額 比率
Federal National Mortgage Association	USD730	4.00%	1/5/2020	736	0.00%
Federal National Mortgage Association	USD719	4.00%	1/6/2019	725	0.00%
Federal National Mortgage Association	USD483	6.50%	1/7/2034	523	0.00%
Federal National Mortgage Association	USD507	5.00%	1/11/2019	511	0.00%
Government National Mortgage Association	USD480	6.00%	15/2/2029	501	0.00%
Government National Mortgage Association	USD317	6.00%	15/10/2038	328	0.00%
Federal National Mortgage Association	USD247	5.50%	1/3/2020	249	0.00%
Federal National Mortgage Association	USD192	5.00%	1/11/2035	201	0.00%
Federal Home Loan Mortgage Corp.	USD174	4.00%	1/9/2019	175	0.00%
Federal National Mortgage Association	USD169	5.50%	1/9/2019	171	0.00%
Federal National Mortgage Association	USD73	5.00%	1/11/2019	74	0.00%
Government National Mortgage Association	USD11	5.50%	15/6/2019	11	0.00%
Federal National Mortgage Association	USD6	5.00%	1/4/2019	6	0.00%
Federal Home Loan Mortgage Corp.	USD(50,000)	4.00%	1/1/2049	(50,972)	(0.00%)
Federal Home Loan Mortgage Corp.	USD(75,000)	2.50%	1/1/2049	(73,148)	(0.00%)
Federal Home Loan Mortgage Corp.	USD(250,000)	4.00%	1/12/2033	(255,943)	(0.00%)
Federal National Mortgage Association	USD(312,628)	2.50%	1/10/2031	(305,746)	(0.00%)
Federal National Mortgage Association	USD(700,000)	2.50%	1/1/2034	(683,594)	(0.00%)
Federal Home Loan Mortgage Corp.	USD(1,150,000)	3.00%	1/1/2049	(1,120,630)	(0.01%)
Federal Home Loan Mortgage Corp.	USD(1,175,000)	3.00%	1/2/2049	(1,144,257)	(0.01%)
Government National Mortgage Association	USD(1,125,000)	4.00%	1/2/2049	(1,150,972)	(0.01%)
Government National Mortgage Association	USD(2,275,000)	3.50%	1/2/2049	(2,287,708)	(0.02%)
Federal National Mortgage Association	USD(2,300,000)	3.50%	1/1/2049	(2,297,858)	(0.02%)

Federal National Mortgage Association	USD(2,300,000)	4.00%	1/1/2049	(2,344,563)	(0.02%)
Federal Home Loan Mortgage Corp.	USD(4,550,000)	3.00%	1/12/2033	(4,534,764)	(0.04%)
				4,578,177,585	40.90%
ウルグアイ 0.03% (2017: 0.03%)					
Uruguay Government International Bond	USD1,175,000	4.38%	27/10/2027	1,176,469	0.01%
Uruguay Government International Bond	USD1,200,000	4.98%	20/4/2055	1,141,212	0.01%
Uruguay Government International Bond	USD575,000	5.10%	18/6/2050	567,094	0.01%
Uruguay Government International Bond	USD350,000	4.50%	14/8/2024	357,038	0.00%
Uruguay Government International Bond	USD250,000	8.00%	18/11/2022	280,937	0.00%
Uruguay Government International Bond	USD100,000	4.13%	20/11/2045	89,250	0.00%
				3,612,000	0.03%
債券合計				11,107,954,531	99.23%
損益を通じて公正価値で測定される金融資産				11,107,954,531	99.23%

	契約数	想定元本	未実現利益 / (損失) (米ドル)	純資産総額 比率	
金融デリバティブ商品					
先物 0.00% (2017: (0.00%))					
US Ultra Bond March 2019	106	16,170,999	858,563	0.01%	
US 2-Year Futures Note March 2019	182	38,376,066	264,809	0.00%	
Long Gilt Future March 2019	90	13,984,128	134,110	0.00%	
US 5-Year Futures Note March 2019	65	7,331,046	123,641	0.00%	
CAN 10-Year Bond Futures March 2019	18	1,744,648	57,856	0.00%	
AUS 10-Year Bond Futures March 2019	29	2,674,612	34,080	0.00%	
AUS 3-Year Bond Futures March 2019	35	2,751,891	13,023	0.00%	
Euro-Bobl Futures March 2019	(320)	(48,412,173)	(64,702)	(0.00%)	
US Long Bond March 2019	(17)	(2,371,308)	(110,692)	(0.00%)	
US 10-Year Note March 2019	(137)	(16,319,055)	(397,086)	(0.00%)	
US 10-Year Ultra Futures March 2019	(111)	(14,011,673)	(426,998)	(0.01%)	
				486,604	0.00%

通貨	購入金額	通貨	(売却) 金額	取引相手	決済日	未実現利益 / (損失) (米ドル)	純資産総額 比率
オ-ブン為替先渡取引 (0.41%) (2017: (0.21%))							
USD	344,408,590	CAD	(457,335,000)	UBS	3/1/2019	9,560,880	0.08%
USD	173,816,962	AUD	(237,905,000)	UBS	3/1/2019	6,331,895	0.06%
USD	492,163,516	GBP	(384,990,000)	Barclays Bank Plc	3/1/2019	1,840,327	0.02%
KRW	191,244,376,466	USD	(170,146,242)	BNP Paribas	2/1/2019	1,250,403	0.01%
USD	10,838,927	RUB	(721,000,000)	UBS	9/1/2019	454,420	0.00%
JPY	134,591,390,000	USD	(1,226,736,454)	UBS	7/1/2019	451,884	0.00%
MYR	132,308,721	USD	(31,645,233)	BNP Paribas	3/1/2019	371,396	0.00%
USD	12,517,712	NZD	(18,215,000)	UBS	4/1/2019	303,389	0.00%
EUR	40,000,000	USD	(45,473,480)	JPMorgan Chase Bank	3/1/2019	252,512	0.00%
USD	9,594,946	RUB	(650,000,000)	Morgan Stanley	9/1/2019	233,047	0.00%

GBP	20,000,000	USD	(25,274,860)	JPMorgan Chase Bank	3/1/2019	197,136	0.00%
JPY	1,000,000,000	USD	(8,926,150)	BNP Paribas	7/1/2019	191,731	0.00%
THB	1,085,235,655	USD	(33,192,710)	BNP Paribas	3/1/2019	137,623	0.00%
USD	9,953,752	RUB	(685,500,000)	Morgan Stanley	1/2/2019	115,597	0.00%
USD	13,821,516	NOK	(118,730,000)	UBS	3/1/2019	110,008	0.00%
EUR	12,000,000	USD	(13,618,560)	UBS	3/1/2019	99,237	0.00%
JPY	360,000,000	USD	(3,204,526)	JPMorgan Chase Bank	7/1/2019	77,911	0.00%
USD	13,096,981	ILS	(48,745,000)	UBS	2/1/2019	52,223	0.00%
CHF	5,000,000	USD	(5,021,895)	BNP Paribas	4/1/2019	50,606	0.00%
USD	1,505,336	CAD	(2,000,000)	Citibank NA	3/1/2019	40,992	0.00%
JPY	200,000,000	USD	(1,786,018)	Citibank NA	7/1/2019	37,558	0.00%
EUR	7,000,000	USD	(7,966,749)	UBS	3/1/2019	35,300	0.00%
USD	18,369,488	EUR	(16,000,000)	JPMorgan Chase Bank	4/2/2019	27,427	0.00%
USD	7,657,384	GBP	(6,000,000)	BNP Paribas	3/1/2019	15,785	0.00%
USD	9,887,281	RUB	(685,500,000)	UBS	9/1/2019	14,078	0.00%
USD	9,887,281	RUB	(685,500,000)	Morgan Stanley	9/1/2019	14,078	0.00%
EUR	7,000,000	USD	(7,988,547)	Citibank NA	3/1/2019	13,502	0.00%
USD	9,849,633	RUB	(685,500,000)	UBS	1/2/2019	11,478	0.00%
USD	1,920,765	GBP	(1,500,000)	BNP Paribas	3/1/2019	10,366	0.00%
USD	36,080,214	MXN	(714,195,000)	JPMorgan Chase Bank	5/2/2019	9,414	0.00%
EUR	5,000,000	USD	(5,708,595)	Morgan Stanley	3/1/2019	7,154	0.00%
EUR	3,500,000	USD	(3,997,933)	Citibank NA	3/1/2019	3,091	0.00%
EUR	14,000,000	USD	(16,046,744)	JPMorgan Chase Bank	4/2/2019	2,559	0.00%
EUR	5,000,000	USD	(5,730,980)	JPMorgan Chase Bank	4/2/2019	914	0.00%
USD	12,221,627	NZD	(18,215,000)	Barclays Bank Plc	4/2/2019	158	0.00%
USD	1,408,858	AUD	(2,000,000)	JPMorgan Chase Bank	4/2/2019	(114)	(0.00%)
CAD	13,000,000	USD	(9,526,629)	JPMorgan Chase Bank	4/2/2019	(182)	(0.00%)
USD	15,262,667	CHF	(15,000,000)	BNP Paribas	4/2/2019	(562)	(0.00%)
USD	91,815	HUF	(26,000,000)	Citibank NA	3/1/2019	(835)	(0.00%)
USD	404,462	CHF	(400,000)	JPMorgan Chase Bank	4/1/2019	(1,338)	(0.00%)
USD	13,730,570	NOK	(118,730,000)	JPMorgan Chase Bank	4/2/2019	(2,168)	(0.00%)
USD	5,480,671	JPY	(600,000,000)	BNP Paribas	4/2/2019	(2,280)	(0.00%)
USD	12,343,028	CZK	(277,670,000)	JPMorgan Chase Bank	4/2/2019	(2,293)	(0.00%)
USD	26,726,147	PLN	(100,350,000)	BNP Paribas	4/2/2019	(2,541)	(0.00%)

USD	26,476,040	SGD	(36,065,000)	JPMorgan Chase Bank	4/2/2019	(3,305)	(0.00%)
USD	9,301,492	HUF	(2,606,000,000)	JPMorgan Chase Bank	4/2/2019	(5,905)	(0.00%)
USD	13,073,356	ILS	(48,745,000)	JPMorgan Chase Bank	4/2/2019	(6,448)	(0.00%)
USD	54,820,561	SEK	(484,770,000)	Citibank	4/2/2019	(7,130)	(0.00%)
				NA			
RUB	685,500,000	USD	(9,880,369)	UBS	9/1/2019	(7,166)	(0.00%)
USD	37,758,080	DKK	(245,790,000)	Barclays Bank	4/2/2019	(7,217)	(0.00%)
				Plc			
USD	2,679,528	KRW	(3,000,000,000)	BNP	2/1/2019	(9,125)	(0.00%)
				Paribas			
USD	167,590,988	AUD	(237,905,000)	Barclays Bank	4/2/2019	(9,710)	(0.00%)
				Plc			
EUR	14,000,000	USD	(16,015,454)	JPMorgan Chase Bank	3/1/2019	(11,357)	(0.00%)
RUB	650,000,000	USD	(9,375,248)	Morgan	9/1/2019	(13,349)	(0.00%)
				Stanley			
RUB	721,000,000	USD	(10,399,313)	UBS	9/1/2019	(14,807)	(0.00%)
USD	334,387,297	CAD	(456,335,000)	UBS	4/2/2019	(16,663)	(0.00%)
USD	80,625,636	CHF	(79,255,000)	Barclays Bank	4/2/2019	(20,182)	(0.00%)
				Plc			
USD	6,763,316	KRW	(7,578,241,839)	BNP	2/1/2019	(28,441)	(0.00%)
				Paribas			
USD	484,096,039	GBP	(379,490,000)	Barclays Bank	4/2/2019	(28,839)	(0.00%)
				Plc			
USD	3,014,045	CHF	(3,000,000)	UBS	4/1/2019	(29,455)	(0.00%)
USD	4,540,640	EUR	(4,000,000)	JPMorgan Chase Bank	3/1/2019	(31,959)	(0.00%)
CAD	3,000,000	USD	(2,236,448)	Citibank	3/1/2019	(39,933)	(0.00%)
				NA			
GBP	7,000,000	USD	(8,961,603)	BNP	3/1/2019	(46,404)	(0.00%)
				Paribas			
USD	5,658,916	EUR	(5,000,000)	BNP	3/1/2019	(56,833)	(0.00%)
				Paribas			
GBP	12,000,000	USD	(15,340,620)	BNP	3/1/2019	(57,422)	(0.00%)
				Paribas			
USD	3,414,135	IDR	(50,000,000,000)	BNP	11/1/2019	(60,222)	(0.00%)
				Paribas			
通貨	購入金額	通貨	(売却) 金額	取引相手	決済日	未実現利益 /(損失) (米ドル)	純資産総額 比率
USD	13,628,364	EUR	(12,000,000)	BNP	3/1/2019	(89,433)	(0.00%)
				Paribas			
RUB	685,500,000	USD	(9,985,433)	Morgan	9/1/2019	(112,231)	(0.00%)
				Stanley			
USD	20,253,600	GBP	(16,000,000)	BNP	3/1/2019	(123,997)	(0.00%)
				Paribas			
USD	33,210,994	THB	(1,085,235,655)	BNP	4/2/2019	(135,145)	(0.00%)
				Paribas			
USD	4,418,882	JPY	(500,000,000)	BNP	7/1/2019	(140,059)	(0.00%)
				Paribas			
USD	9,039,710	HUF	(2,580,000,000)	UBS	3/1/2019	(153,953)	(0.00%)
USD	26,299,094	SGD	(36,065,000)	UBS	3/1/2019	(160,920)	(0.00%)

USD	14,265,241	IDR	(207,730,438,276)	BNP Paribas	11/1/2019	(169,353)	(0.00%)
USD	12,150,903	CZK	(277,670,000)	UBS	3/1/2019	(182,257)	(0.00%)
USD	26,492,601	PLN	(100,350,000)	UBS	3/1/2019	(219,317)	(0.00%)
USD	37,411,528	DKK	(245,790,000)	UBS	3/1/2019	(240,414)	(0.00%)
USD	13,648,151	IDR	(200,000,000,000)	JPMorgan Chase Bank	11/1/2019	(249,277)	(0.00%)
USD	32,999,929	THB	(1,085,235,655)	BNP Paribas	3/1/2019	(330,405)	(0.00%)
USD	31,636,153	MYR	(132,308,721)	BNP Paribas	4/2/2019	(364,702)	(0.00%)
USD	3,080,411,140	EUR	(2,687,405,029)	Barclays Bank Plc	4/2/2019	(373,062)	(0.00%)
USD	31,584,799	MYR	(132,308,721)	BNP Paribas	3/1/2019	(431,831)	(0.00%)
USD	1,229,448,266	JPY	(134,591,390,000)	UBS	4/2/2019	(481,723)	(0.01%)
USD	161,133,528	KRW	(180,666,134,627)	BNP Paribas	2/1/2019	(782,706)	(0.01%)
USD	81,200,100	CHF	(80,855,000)	Barclays Bank Plc	4/1/2019	(827,317)	(0.01%)
USD	170,359,950	KRW	(191,244,376,466)	BNP Paribas	1/2/2019	(1,200,010)	(0.01%)
USD	53,441,325	SEK	(484,770,000)	UBS	3/1/2019	(1,237,019)	(0.01%)
USD	34,940,620	MXN	(714,195,000)	UBS	3/1/2019	(1,324,439)	(0.01%)
USD	3,135,504,623	EUR	(2,760,905,029)	BNP Paribas	3/1/2019	(20,623,379)	(0.18%)
USD	1,198,884,558	JPY	(135,651,390,000)	Barclays Bank Plc	7/1/2019	(37,968,732)	(0.34%)
						(46,119,787)	(0.41%)
ヘッジ・シェアクラス・レベルのオープン為替先渡取引 0.07% (2017: 0.11%)							
EUR	2,633,165,987	USD	(2,990,433,948)	BNP Paribas	3/1/2019	19,669,195	0.17%
CHF	860,780,377	USD	(864,454,308)	Barclays Bank Plc	4/1/2019	8,807,602	0.08%
EUR	2,472,362,753	USD	(2,833,921,082)	Barclays Bank Plc	4/2/2019	343,210	0.00%
GBP	4,167,226,963	USD	(5,315,918,908)	Barclays Bank Plc	4/2/2019	316,686	0.00%
CHF	879,011,899	USD	(894,213,529)	Barclays Bank Plc	4/2/2019	223,837	0.00%
JPY	598,705,133	USD	(5,291,486)	UBS	7/1/2019	167,437	0.00%
EUR	18,605,315	USD	(21,130,000)	BNP Paribas	3/1/2019	138,661	0.00%
EUR	14,387,967	USD	(16,332,645)	JPMorgan Chase Bank	3/1/2019	114,957	0.00%
CHF	19,365,071	USD	(19,533,843)	JPMorgan Chase Bank	4/1/2019	112,026	0.00%
CHF	10,315,348	USD	(10,360,000)	BNP Paribas	4/1/2019	104,924	0.00%
USD	24,143,489	GBP	(18,899,304)	JPMorgan Chase Bank	3/1/2019	73,339	0.00%
GBP	9,107,837	USD	(11,553,647)	BNP Paribas	3/1/2019	46,093	0.00%
GBP	1,538,426	USD	(1,929,814)	JPMorgan Chase Bank	3/1/2019	29,525	0.00%

USD	4,224,404	GBP	(3,299,725)	BNP Paribas	3/1/2019	21,875	0.00%
USD	8,020,000	GBP	(6,280,761)	BNP Paribas	3/1/2019	20,824	0.00%
USD	23,860,295	EUR	(20,857,612)	JPMorgan Chase Bank	3/1/2019	16,920	0.00%
GBP	2,801,787	USD	(3,552,237)	JPMorgan Chase Bank	3/1/2019	16,118	0.00%
CHF	2,675,115	USD	(2,700,417)	Citibank NA	4/1/2019	13,488	0.00%
GBP	1,027,353	USD	(1,297,835)	BNP Paribas	3/1/2019	10,602	0.00%
EUR	52,181,302	USD	(59,810,000)	JPMorgan Chase Bank	4/2/2019	9,540	0.00%
JPY	27,032,900	USD	(238,480)	BNP Paribas	7/1/2019	8,003	0.00%
EUR	1,696,552	USD	(1,931,672)	BNP Paribas	3/1/2019	7,741	0.00%
CHF	1,163,536	USD	(1,172,809)	JPMorgan Chase Bank	4/1/2019	7,598	0.00%
JPY	22,401,072	USD	(197,999)	JPMorgan Chase Bank	7/1/2019	6,251	0.00%
CHF	655,273	USD	(659,084)	JPMorgan Chase Bank	4/1/2019	5,691	0.00%
USD	1,020,000	CHF	(1,000,303)	UBS	4/1/2019	5,193	0.00%
JPY	23,798,012	USD	(211,819)	UBS	7/1/2019	5,168	0.00%
EUR	1,465,242	USD	(1,671,125)	JPMorgan Chase Bank	3/1/2019	3,866	0.00%
USD	1,410,000	CHF	(1,382,630)	Citibank NA	4/2/2019	3,107	0.00%
CHF	627,467	USD	(634,053)	BNP Paribas	4/1/2019	2,513	0.00%
GBP	22,781,168	USD	(29,060,000)	Citibank NA	4/2/2019	2,506	0.00%
JPY	11,167,188	USD	(99,680)	BNP Paribas	7/1/2019	2,141	0.00%
USD	6,479,964	EUR	(5,666,693)	BNP Paribas	3/1/2019	2,085	0.00%
JPY	702,083,317	USD	(6,413,741)	BNP Paribas	4/2/2019	2,073	0.00%
CHF	580,196	USD	(586,639)	JPMorgan Chase Bank	4/1/2019	1,970	0.00%
JPY	5,777,279	USD	(51,040)	BNP Paribas	7/1/2019	1,637	0.00%
EUR	374,014	USD	(426,045)	JPMorgan Chase Bank	3/1/2019	1,509	0.00%
JPY	6,113,222	USD	(54,290)	BNP Paribas	7/1/2019	1,450	0.00%
JPY	14,847,377	USD	(134,100)	JPMorgan Chase Bank	7/1/2019	1,277	0.00%
JPY	5,072,508	USD	(45,000)	JPMorgan Chase Bank	7/1/2019	1,251	0.00%
EUR	160,731	USD	(182,524)	JPMorgan Chase Bank	3/1/2019	1,216	0.00%

通貨	購入金額	通貨	(売却)金額	取引相手	決済日	未実現利益 /(損失) (米ドル)	純資産総額 比率
EUR	928,175	USD	(1,059,949)	JPMorgan Chase Bank	3/1/2019	1,094	0.00%
CHF	22,810,561	USD	(23,210,000)	BNP Paribas	4/2/2019	855	0.00%
USD	5,315,918,908	GBP	(4,173,931,304)	Barclays Bank Plc	3/1/2019	817	0.00%

JPY	3,079,539	USD	(27,281)	JPMorgan Chase Bank	7/1/2019	798	0.00%
JPY	2,757,711	USD	(24,372)	BNP	7/1/2019	772	0.00%
				Paribas			
JPY	2,485,865	USD	(22,000)	JPMorgan Chase Bank	7/1/2019	666	0.00%
JPY	2,989,832	USD	(26,700)	BNP	7/1/2019	561	0.00%
				Paribas			
USD	2,833,921,082	EUR	(2,479,045,692)	Barclays Bank	3/1/2019	523	0.00%
				Plc			
CHF	71,410	USD	(72,004)	BNP	4/1/2019	441	0.00%
				Paribas			
CHF	40,832	USD	(41,094)	BNP	4/1/2019	330	0.00%
				Paribas			
JPY	902,126	USD	(8,010)	JPMorgan Chase Bank	7/1/2019	215	0.00%
JPY	26,630,633	USD	(243,263)	JPMorgan Chase Bank	4/2/2019	94	0.00%
JPY	399,934	USD	(3,560)	JPMorgan Chase Bank	7/1/2019	87	0.00%
USD	19,191,090	EUR	(16,787,902)	Brown Brothers	3/1/2019	3	0.00%
				Harriman			
USD	8,931,712	CHF	(8,804,882)	Brown Brothers	3/1/2019	-	0.00%
				Harriman			
USD	194,831	JPY	(21,375,896)	Brown Brothers	3/1/2019	-	0.00%
				Harriman			
GBP	16,168,407	USD	(20,592,083)	Brown Brothers	3/1/2019	(3)	(0.00%)
				Harriman			
JPY	4,493,472	USD	(41,073)	UBS	4/2/2019	(11)	(0.00%)
USD	12,289	CHF	(12,152)	BNP	4/1/2019	(39)	(0.00%)
				Paribas			
USD	10,000	JPY	(1,102,760)	JPMorgan Chase Bank	7/1/2019	(55)	(0.00%)
USD	155,955	CHF	(153,844)	JPMorgan Chase Bank	4/1/2019	(120)	(0.00%)
USD	12,076	JPY	(1,367,496)	Citibank	7/1/2019	(393)	(0.00%)
				NA			
USD	109,449	CHF	(108,297)	JPMorgan Chase Bank	4/1/2019	(418)	(0.00%)
USD	174,528	CHF	(172,637)	JPMorgan Chase Bank	4/1/2019	(612)	(0.00%)
USD	2,924,177	EUR	(2,558,588)	BNP	3/1/2019	(673)	(0.00%)
				Paribas			
USD	113,050	CHF	(112,414)	BNP	4/1/2019	(994)	(0.00%)
				Paribas			
CHF	819,654	USD	(832,783)	BNP	4/1/2019	(1,243)	(0.00%)
				Paribas			
USD	401,572	EUR	(352,755)	BNP	3/1/2019	(1,680)	(0.00%)
				Paribas			
USD	630,634	CHF	(623,676)	JPMorgan Chase Bank	4/1/2019	(2,086)	(0.00%)
USD	6,413,741	JPY	(703,683,546)	BNP	7/1/2019	(2,363)	(0.00%)
				Paribas			
GBP	1,222,302	USD	(1,559,986)	BNP	3/1/2019	(3,263)	(0.00%)
				Paribas			
USD	6,838,131	EUR	(5,986,457)	Citibank	3/1/2019	(5,287)	(0.00%)
				NA			
USD	2,551,006	EUR	(2,236,557)	JPMorgan Chase Bank	3/1/2019	(5,714)	(0.00%)
USD	1,677,600	CHF	(1,662,284)	UBS	4/1/2019	(8,787)	(0.00%)
USD	713,056	GBP	(567,078)	JPMorgan Chase Bank	3/1/2019	(9,174)	(0.00%)
USD	4,260,000	GBP	(3,356,310)	UBS	3/1/2019	(14,596)	(0.00%)

GBP	16,681,286	USD	(21,300,000)	UBS	4/2/2019	(19,267)	(0.00%)
USD	2,940,000	CHF	(2,928,094)	Citibank NA	4/1/2019	(30,552)	(0.00%)
USD	9,117,819	EUR	(8,011,390)	UBS	3/1/2019	(40,400)	(0.00%)
GBP	24,702,332	USD	(31,502,489)	BNP	3/1/2019	(41,604)	(0.00%)
USD	7,297,692	GBP	(5,766,545)	Paribas Citibank	3/1/2019	(46,578)	(0.00%)
USD	6,443,502	GBP	(5,095,970)	NA BNP	3/1/2019	(46,724)	(0.00%)
USD	5,101,209	EUR	(4,507,232)	Paribas BNP	3/1/2019	(51,232)	(0.00%)
USD	7,146,986	GBP	(5,661,100)	Paribas JPMorgan Chase Bank	3/1/2019	(62,990)	(0.00%)
USD	9,264,835	GBP	(7,327,879)	UBS	3/1/2019	(67,950)	(0.00%)
USD	41,008,638	EUR	(35,934,002)	Citibank	3/1/2019	(69,309)	(0.00%)
USD	894,213,529	CHF	(881,515,697)	NA Barclays Bank	4/1/2019	(84,368)	(0.00%)
USD	5,945,350	GBP	(4,737,535)	Plc JPMorgan Chase Bank	3/1/2019	(88,373)	(0.00%)
GBP	22,852,903	USD	(29,200,000)	UBS	3/1/2019	(94,547)	(0.00%)
USD	20,745,388	GBP	(16,372,595)	UBS	3/1/2019	(106,746)	(0.00%)
USD	17,170,000	EUR	(15,131,073)	UBS	3/1/2019	(127,083)	(0.00%)
USD	24,723,260	GBP	(19,563,519)	JPMorgan Chase Bank	3/1/2019	(192,834)	(0.00%)
USD	83,794,015	EUR	(73,708,029)	JPMorgan Chase Bank	3/1/2019	(465,303)	(0.00%)
GBP	4,191,438,275	USD	(5,358,250,862)	Barclays Bank Plc	3/1/2019	(20,035,895)	(0.18%)
						8,609,095	0.07%
金融デリバティブ商品合計						(37,024,088)	(0.34%)
						公正価格 (米ドル)	純資産総額 比率
金融デリバティブ商品の合計						123,467,472	1.11%
買戻し可能参加型株式の保有者に帰属する純資産（財務報告目的）						11,194,397,915	100.00%

^ 変動利付債（FRN）。実効金利は2018年12月31日時点のものです。

1 オープン・デリバティブ取引の担保としてその全てまたは一部が差し出された証券を示しています。

2【ファンドの現況】

以下のファンドの現況は2019年10月31日現在です。

【楽天・インデックス・バランス・ファンド（株式重視型）】

【純資産額計算書】

資産総額	1,667,128,348円
負債総額	4,314,645円
純資産総額（ - ）	1,662,813,703円
発行済口数	1,590,378,700口
1口当たり純資産額（ / ）	1.0455円

第4【内国投資信託受益証券事務の概要】

（1）名義書換

受益者は、委託会社がやむを得ない事情などにより受益証券を発行する場合を除き、無記名式受益証券から記名式受益証券への変更の請求、記名式受益証券から無記名式受益証券への変更の請求を行なわないものとします。

（2）受益者に対する特典

該当事項はありません。

（3）譲渡制限の内容

譲渡制限はありません。

受益権の譲渡

- ・受益者は、その保有する受益権を譲渡する場合には、当該受益者の譲渡の対象とする受益権が記載または記録されている振替口座簿に係る振替機関等に振替の申請をするものとします。
- ・前述の申請のある場合には、振替機関等は、当該譲渡に係る譲渡人の保有する受益権の口数の減少および譲受人の保有する受益権の口数の増加につき、その備える振替口座簿に記載または記録するものとします。ただし、振替機関等が振替先口座を開設したものでない場合には、譲受人の振替先口座を開設した他の振替機関等（当該他の振替機関等の上位機関を含みます。）に社債、株式等の振替に関する法律の規定にしたがい、譲受人の振替先口座に受益権の口数の増加の記載または記録が行なわれるよう通知するものとします。
- ・前述の振替について、委託会社は、当該受益者の譲渡の対象とする受益権が記載または記録されている振替口座簿に係る振替機関等と譲受人の振替先口座を開設した振替機関等が異なる場合などにおいて、委託会社が必要と認めるときまたはやむを得ない事情があると判断したときは、振替停止日や振替停止期間を設けることができます。

受益権の譲渡の対抗要件

受益権の譲渡は、振替口座簿への記載または記録によらなければ、委託会社および受託会社に対抗することができません。

（4）受益証券の再発行

受益者は、委託会社がやむを得ない事情などにより受益証券を発行する場合を除き、受益証券の再発行の請求を行なわないものとします。

（5）受益権の再分割

- ・委託会社は、受託会社と協議のうえ、社債、株式等の振替に関する法律に定めるところにしたがい、一定日現在の受益権を均等に再分割できるものとします。
- ・受益権の再分割を行うにあたり、各受益者が保有する受益権口数に1口未満の端数が生じることとなる場合には、当該端数を切り捨てるものとし、当該端数処理は口座管理機関ごとに行います。また、各受益者が保有することとなる受益権口数の合計数と、受益権の再分割の比率に基づき委託会社が計算する受

益権口数の合計数との間に差が生じることとなる場合には、委託会社が計算する受益権口数を当該差分減らし、当該口数にかかる金額については益金として計上することとします。

(6) 質権口記載または記録の受益権の取扱いについて

振替機関等の振替口座簿の質権口に記載または記録されている受益権にかかる収益分配金の支払い、解約請求の受付、解約金および償還金の支払いなどについては、約款の規定によるほか、民法その他の法令などにしたがって取り扱われます。

第三部【委託会社等の情報】

第1【委託会社等の概況】

1【委託会社等の概況】

(1) 資本金の額（2019年10月末現在）

資本金の額	: 150百万円
発行可能株式総数	: 30,000株
発行済株式総数	: 13,000株
過去5年間における主な資本金の増減	: 該当事項はありません。

(2) 委託会社の機構（2019年10月末現在）

取締役会

取締役の任期は、選任後1年以内に終了する事業年度のうち最終のものに関する定時株主総会の終結のときまでとし、補欠のために選任された取締役の任期は、前任者の残任期間とします。

取締役会は、その決議をもって、取締役中より取締役会長、取締役社長、取締役副社長各1名、専務取締役および常務取締役若干名を選任することができます。またその決議をもって、代表取締役を選任します。

取締役会は、取締役会長または取締役社長が招集し、招集者がその議長となります。取締役会長および取締役社長に事故があるときは、あらかじめ取締役会の決議により定められた順序により、他の取締役がこれに代わります。

取締役会の招集通知は、会日から原則として1週間前までにこれを発します。ただし、緊急のときなどは、この期間を短縮することができます。また各取締役および監査役全員の同意があるときは、これを省略することができます。

取締役会は、会社の業務執行を決定し、取締役の職務の執行について監督します。その決議は、取締役の過半数が出席し、その出席取締役の過半数の賛成をもって行います。

監査役

経営のチェック機能として、業務監査および会計監査による違法または著しく不当な職務執行行為の監査を行います。

(3) 投資運用の意思決定プロセス（2019年10月末現在）

投資政策委員会において、国内外の経済見通し、市況見通しを検討し、これを基に資産配分の基本方針を決定します。

運用部門は、投資政策委員会の決定に基づき、具体的な運用方針を決定します。

運用部門のファンドマネジャーは、上記運用方針および運用にかかる諸規則等に従って、ポートフォリオを構築・管理します。

コンプライアンス部は、投資信託財産の運用にかかるコンプライアンス状況のモニタリングを行い、これを運用部門にフィードバックします。

2【事業の内容及び営業の概況】

「投資信託及び投資法人に関する法律」に定める投資信託委託会社である委託会社は、証券投資信託の設定を行うとともに、「金融商品取引法」に定める金融商品取引業者として、その運用（投資運用業）を行っています。また、「金融商品取引法」に定める第二種金融商品取引業にかかる業務の一部および投資助言・代理業務を行っています。

2019年10月末現在における委託会社の運用する証券投資信託は以下の通りです。

ファンドの種類	本数	純資産総額（百万円）
追加型株式投資信託	46	227,073
合計	46	227,073

3【委託会社等の経理状況】

- 委託会社である楽天投信投資顧問株式会社（以下「当社」といいます。）の財務諸表は、「財務諸表等の用語、様式及び作成方法に関する規則」（昭和38年大蔵省令第59号、以下「財務諸表等規則」といいます。）、並びに同規則第2条の規定に基づき、「金融商品取引業等に関する内閣府令」（平成19年8月6日内閣府令第52号）により作成しております。
当社の中間財務諸表は、「中間財務諸表等の用語、様式及び作成方法に関する規則」（昭和52年8月30日大蔵省令第38号、以下「中間財務諸表等規則」という）、並びに同規則第38条及び第57条の規定に基づき、「金融商品取引業等に関する内閣府令」（平成19年8月6日内閣府令第52号）により作成しております。
- 財務諸表及び中間財務諸表に記載している金額は、千円未満の端数を切り捨てて表示しております。
- 当社は、金融商品取引法第193条の2第1項の規定に基づき、第13期事業年度（2018年4月1日から2018年12月31日まで）の財務諸表について、EY新日本有限責任監査法人による監査を受けており、中間会計期間（2019年1月1日から2019年6月30日まで）の中間財務諸表について、EY新日本有限責任監査法人による中間監査を受けております。

（1）【貸借対照表】

（単位：千円）

	前事業年度 (2018年3月31日現在)		当事業年度 (2018年12月31日現在)	
資産の部				
流動資産				
現金・預金		670,928		749,355
金銭の信託		1,300,000		1,300,000
前払費用		2,915		6,087
未収委託者報酬		173,836		118,904
立替金		-		12,980
その他		5,000		5,000
流動資産計		2,152,681		2,192,328
固定資産				
有形固定資産	1	36,926	1	34,138
建物（純額）		23,218		20,816
器具備品（純額）		13,707		13,321
無形固定資産		-		19,448
ソフトウェア		-		19,448
投資その他の資産		24,109		51,609
投資有価証券		14,291		39,373
長期前払費用		644		405
繰延税金資産		9,172		11,830
固定資産計		61,035		105,195
資産合計		2,213,716		2,297,524
負債の部				
流動負債				
預り金		3,131		5,949
未払費用		94,055		86,606
未払消費税等		9,375		11,091
未払法人税等		32,716		6,212
賞与引当金		14,916		12,138

役員賞与引当金	8,000	3,195
流動負債計	162,194	125,191
固定負債		
退職給付引当金	-	3,366
資産除去債務	5,699	5,699
固定負債計	5,699	9,065
負債合計	167,894	134,257
純資産の部		
株主資本		
資本金	150,000	150,000
資本剰余金		
資本準備金	400,000	400,000
その他資本剰余金	229,716	229,716
資本剰余金合計	629,716	629,716
利益剰余金		
その他利益剰余金		
繰越利益剰余金	1,266,597	1,385,144
利益剰余金合計	1,266,597	1,385,144
株主資本合計	2,046,314	2,164,860
評価・換算差額等		
その他有価証券評価差額金	491	1,593
評価・換算差額合計	491	1,593
純資産合計	2,045,822	2,163,266
負債・純資産合計	2,213,716	2,297,524

(2) 【損益計算書】

(単位：千円)

	前事業年度 (自2017年4月1日 至2018年3月31日)	当事業年度 (自2018年4月1日 至2018年12月31日)
営業収益		
委託者報酬	1,216,403	924,875
営業収益計	1,216,403	924,875
営業費用		
支払手数料	491,228	339,622
委託費	-	4,355
広告宣伝費	7,342	3,867
通信費	65,818	61,259
協会費	1,766	1,286
諸会費	18	36
営業費用計	566,173	410,425
一般管理費	1・2	353,691
営業利益	285,796	160,758
営業外収益		
受取利息	6	3
有価証券利息	683	231
投資有価証券売却益	837	-
為替差益	8	-
雑収入	-	41
営業外収益計	1,535	276

営業外費用		
投資有価証券売却損	-	671
為替差損	-	128
営業外費用計	-	800
経常利益	287,332	160,234
特別損失		
その他特別損失	10,492	72
特別損失計	10,492	72
税引前当期純利益	276,840	160,161
法人税、住民税及び事業税	80,331	43,786
法人税等調整額	670	2,171
法人税等合計	81,002	41,615
当期純利益	195,837	118,546

(3) 【株主資本等変動計算書】

前事業年度（自 2017年4月1日 至 2018年3月31日）

（単位：千円）

	株主資本			
	資本金	資本剰余金		
		資本準備金	その他資本剰余金	資本剰余金合計
当期首残高	150,000	400,000	229,716	629,716
当期変動額				
剰余金の配当				
当期純利益				
株主資本以外の項目の 当期変動額（純額）				
当期変動額合計	-	-	-	-
当期末残高	150,000	400,000	229,716	629,716

	株主資本			評価・換算差額等		純資産合計
	利益剰余金		株主資本 合計	その他有価証券 評価差額金	評価・換算 差額等合計	
	その他利益剰余金	利益剰余金 合計				
	繰越利益剰余金					
当期首残高	1,220,760	1,220,760	2,000,476	244	244	2,000,720
当期変動額						
剰余金の配当	150,000	150,000	150,000			150,000
当期純利益	195,837	195,837	195,837			195,837
株主資本以外の項目の 当期変動額（純額）				735	735	735
当期変動額合計	45,837	45,837	45,837	735	735	45,102
当期末残高	1,266,597	1,266,597	2,046,314	491	491	2,045,822

当事業年度（自 2018年4月1日 至 2018年12月31日）

（単位：千円）

	株主資本			
	資本金	資本剰余金		
		資本準備金	その他資本剰余金	資本剰余金合計
当期首残高	150,000	400,000	229,716	629,716

当期変動額				
剰余金の配当				
当期純利益				
株主資本以外の項目の 当期変動額（純額）				
当期変動額合計	-	-	-	-
当期末残高	150,000	400,000	229,716	629,716

	株主資本			評価・換算差額等		純資産合計
	利益剰余金		株主資本 合計	その他有価証券 評価差額金	評価・換算差 額等合計	
	その他利益剰余金	利益剰余金 合計				
	繰越利益剰余金					
当期首残高	1,266,597	1,266,597	2,046,314	491	491	2,045,822
当期変動額						
剰余金の配当						
当期純利益	118,546	118,546	118,546			118,546
株主資本以外の項目の 当期変動額（純額）				1,102	1,102	1,102
当期変動額合計	118,546	118,546	118,546	1,102	1,102	117,444
当期末残高	1,385,144	1,385,144	2,164,860	1,593	1,593	2,163,266

[注記事項]

（重要な会計方針）

1．資産の評価基準及び評価方法

（1）有価証券

その他有価証券

時価のあるもの

当事業年度末日の市場価格等に基づく時価法（評価差額は、全部純資産直入法により処理し、売却原価は、移動平均法により算定）を採用しております。

（2）金銭の信託

時価法によっております。

2．固定資産の減価償却の方法

（1）有形固定資産

定額法を採用しております。

なお、主な耐用年数は、以下の通りであります。

建物 10年

器具備品 5～20年

また、取得価額が100千円以上200千円未満の減価償却資産につきましては、3年均等償却によっております。

（2）無形固定資産

定額法を採用しております。

なお、自社利用のソフトウェアについては、社内における利用可能期間（5年）に基づいております。

（3）長期前払費用

定額法によっております。

3．引当金の計上基準

（1）貸倒引当金

債権の貸倒による損失に備えるため、一般債権については貸倒実績率により、貸倒懸念債権等特定の債権については個別に回収可能性を勘案し、回収不能見込額を計上することとしております。

(2) 賞与引当金

従業員への賞与の支払いに備えるため、従業員に対する賞与の支給見込額のうち、当事業年度に帰属する額を計上しております。

(3) 役員賞与引当金

役員への賞与の支払いに備えるため、役員に対する将来の支給見込額のうち、当事業年度末において負担すべき額を計上しております。

(4) 退職給付引当金

従業員の退職給付に備えるため、当事業年度末における退職給付債務の見込額に基づき計上しております。

退職給付見込額の期間帰属方法

退職給付債務の算定にあたり、退職給付見込額を当事業年度末までの期間に帰属させる方法については、給付算定式基準によっております。

数理計算上の差異の費用処理方法

数理計算上の差異については、各事業年度の発生時における従業員の平均残存勤務期間以内の一定の年数（5年）による定額法により按分した額を、それぞれ発生の翌事業年度から費用処理しております。

4. その他財務諸表の作成のための基本となる重要な事項

消費税等の会計処理方法

消費税および地方消費税の会計処理は、税抜方式によっております。

(表示方法の変更)

(「『税効果会計に係る会計基準』の一部改正」の適用)

「『税効果会計に係る会計基準』の一部改正」（企業会計基準第28号 平成30年2月16日）を当事業年度の期首から適用し、繰延税金資産は投資その他の資産の区分に表示し、繰延税金負債は固定負債の区分に表示する方法に変更しております。この結果、前事業年度の貸借対照表において、「流動資産」の「繰延税金資産」9,060千円は、「投資その他の資産」の「繰延税金資産」9,172千円に含めて表示しております。

(追加情報)

当社は、2018年6月27日開催の定時株主総会で「定款一部変更の件」が承認されたことを受けまして、決算期を3月31日から12月31日に変更いたしました。したがって第13期事業年度は2018年4月1日から2018年12月31日までとなっております。

(貸借対照表関係)

1. 有形固定資産より控除した減価償却累計額

	前事業年度 (2018年3月31日)	当事業年度 (2018年12月31日)
有形固定資産より控除した減価償却累計額	18,684千円	23,495千円

(損益計算書関係)

1. 役員報酬の範囲

	前事業年度 (自2017年4月1日 至2018年3月31日)	当事業年度 (自2018年4月1日 至2018年12月31日)
取締役 年額	200,000千円	200,000千円
監査役 年額	30,000千円	30,000千円

2. 一般管理費の主なもののうち主要な費目及び金額は、以下のとおりであります。

	前事業年度 (自2017年4月1日 至2018年3月31日)	当事業年度 (自2018年4月1日 至2018年12月31日)
人件費	208,027千円	212,003千円
減価償却費	8,196千円	6,321千円
賞与引当金繰入額	14,916千円	12,138千円
役員賞与引当金繰入額	8,000千円	3,195千円
退職給付費用	-	3,366千円

(株主資本等変動計算書関係)

前事業年度(自 2017年4月1日 至 2018年3月31日)

1. 発行済株式に関する事項

株式の種類	当事業年度期首	増加	減少	当事業年度末
普通株式	13,000株	-	-	13,000株

2. 自己株式に関する事項

該当事項はありません。

3. 新株予約権等に関する事項

該当事項はありません。

4. 剰余金の配当に関する事項

(1) 配当金支払額

(決議)	株式の種類	配当金の総額 (百万円)	1株当たり 配当額 (円)	基準日	効力発生日
2017年6月29日 定時株主総会	普通株式	150	11,538.46	2017年3月31日	2017年6月29日

当事業年度(自 2018年4月1日 至 2018年12月31日)

1. 発行済株式に関する事項

株式の種類	当事業年度期首	増加	減少	当事業年度末
普通株式	13,000株	-	-	13,000株

2. 自己株式に関する事項

該当事項はありません。

3. 新株予約権等に関する事項

該当事項はありません。

4. 剰余金の配当に関する事項

該当事項はありません。

(リース取引関係)

<借主側>

オペレーティング・リース取引

オペレーティング・リース取引のうち解約不能のものに係る未経過リース料

	前事業年度	当事業年度
	2018年3月31日	2018年12月31日
1年内	-	16,800千円
1年超	-	64,400千円
合 計	-	81,200千円

(金融商品関係)

1. 金融商品の状況に関する事項

(1) 金融商品に対する取組方針

当社は、投資信託の運用を業として行っております。

当社では保有する金融資産・負債から生ずる様々なリスクを横断的かつ効率的に管理し、財務の健全性の維持を図っております。

なお、余資運用に関しては、預金等安全性の高い金融資産で運用しております。

(2) 金融商品の内容及びそのリスク並びにリスク管理体制

現金・預金は、国内通貨による預金等であり、短期間で決済されるため、為替変動リスクや価格変動リスクは殆どないと認識しております。金銭の信託は、主に債権等を裏付けとした証券化商品を運用対象としておりますが、保有している証券化商品の外部格付機関による格付評価が高いため、価格変動リスクは殆どないと認識しております。

また、営業債権である未収委託者報酬は、投資信託約款に基づき、信託財産から委託者に対して支払われる信託報酬の未払金額であり、信託財産は受託銀行において分別保管されているため、信用リスクは殆ど無いと認識しております。

投資有価証券は当社運用投資信託であり、当初自己設定および商品性維持を目的に保有しております。当該投資信託は為替変動リスクや価格変動リスクに晒されておりますが、投資金額はその目的に応じた額にとどめられており、リスクは極めて限定的であると認識しております。

未払費用につきましては、そのほとんどが一年以内で決済されます。

2. 金融商品の時価等に関する事項

貸借対照表計上額、時価、及びこれらの差額については、次のとおりであります。

前事業年度（2018年3月31日）

（単位：千円）

	貸借対照表計上額	時価	差額
資産			
(1) 現金・預金	670,928	670,928	-
(2) 金銭の信託	1,300,000	1,300,000	-
(3) 未収委託者報酬	173,836	173,836	-
(4) 投資有価証券			
その他有価証券	14,291	14,291	-
資産計	2,159,056	2,159,056	-
負債			
(1) 未払費用	94,055	94,055	-
(2) 未払法人税等	32,716	32,716	-
負債計	126,771	126,771	-

当事業年度（2018年12月31日）

（単位：千円）

	貸借対照表計上額	時価	差額
--	----------	----	----

資産			
(1) 現金・預金	749,355	749,355	-
(2) 金銭の信託	1,300,000	1,300,000	-
(3) 未収委託者報酬	118,904	118,904	-
(4) 投資有価証券			
その他有価証券	39,373	39,373	-
資産計	2,207,633	2,207,633	-
負債			
(1) 未払費用	86,606	86,606	-
(2) 未払法人税等	6,212	6,212	-
負債計	92,818	92,818	-

(注) 1. 金融商品の時価の算定方法及び有価証券に関する事項

資産

(1)現金・預金 (2)金銭の信託 (3)未収委託者報酬

これらは短期間で決済されるため、時価は帳簿価額と類似していることから、当該帳簿価額によっております。

(4)投資有価証券

投資信託は公表されている基準価額によっております。

また、保有目的ごとの有価証券に関する事項については、注記事項「有価証券関係」をご参照ください。

負債

(1)未払費用 (2)未払法人税等

これらは短期間で決済されるため、時価は帳簿価額と類似していることから、当該帳簿価額によっております。

2. 金銭債権及び満期のある有価証券の決算日後の償還予定額

前事業年度（2018年3月31日）

（単位：千円）

	1年以内	1年超 5年以内
現金・預金	670,928	-
金銭の信託	1,300,000	-
未収委託者報酬	173,836	-
投資有価証券		
その他有価証券のうち満期があるもの	-	-
合 計	2,144,764	-

当事業年度（2018年12月31日）

（単位：千円）

	1年以内	1年超 5年以内
現金・預金	749,355	-
金銭の信託	1,300,000	-
未収委託者報酬	118,904	-
投資有価証券		
その他有価証券のうち満期があるもの	-	-
合 計	2,168,259	-

(有価証券関係)

1. その他有価証券

前事業年度（2018年3月31日）

区分	貸借対照表計上額 (千円)	取得原価 (千円)	差額 (千円)
貸借対照表計上額が 取得原価を超えるもの			
(1) 株式	-	-	-
(2) 債券	-	-	-
(3) その他	-	-	-
小 計	-	-	-
貸借対照表計上額が 取得原価を超えないもの			
(1) 株式	-	-	-
(2) 債券	-	-	-
(3) その他	14,291	15,000	708
小 計	14,291	15,000	708
合 計	14,291	15,000	708

当事業年度（2018年12月31日）

区分	貸借対照表計上額 (千円)	取得原価 (千円)	差額 (千円)
貸借対照表計上額が 取得原価を超えるもの			
(1) 株式	-	-	-
(2) 債券	-	-	-
(3) その他	-	-	-
小 計	-	-	-
貸借対照表計上額が 取得原価を超えないもの			
(1) 株式	-	-	-
(2) 債券	-	-	-
(3) その他	39,373	41,671	2,297
小 計	39,373	41,671	2,297
合 計	39,373	41,671	2,297

2. 売却したその他有価証券

前事業年度（自 2017年4月1日 至 2018年3月31日）

種類	売却額 (千円)	売却益の合計額 (千円)	売却損の合計額 (千円)
(1) 株式	-	-	-
(2) 債券	-	-	-
(3) その他	13,837	837	-
合計	13,837	837	-

当事業年度（自 2018年4月1日 至 2018年12月31日）

種類	売却額 (千円)	売却益の合計額 (千円)	売却損の合計額 (千円)
(1) 株式	-	-	-
(2) 債券	-	-	-
(3) その他	9,328	-	671
合計	9,328	-	671

(デリバティブ取引関係)

当社はデリバティブ取引を利用していないため、該当事項はありません。

（退職給付関係）

1. 採用している退職給付制度の概略

当社は、確定給付型の制度として、退職一時金制度（非積立型制度）を設けております。

2. 確定給付制度

（1）退職給付債務の期首残高と期末残高の調整表

	前事業年度 (自2017年4月1日 至2018年3月31日)	当事業年度 (自2018年4月1日 至2018年12月31日)
退職給付債務の期首残高	-	-
勤務費用	-	3,366千円
利息費用	-	-
数理計算上の差異の発生額	-	95千円
退職給付の支払額	-	-
過去勤務費用の発生額	-	-
退職給付債務の期末残高	-	3,461千円

（2）退職給付債務の期末残高と貸借対照表に計上された退職給付引当金の調整表

	前事業年度 (自2017年4月1日 至2018年3月31日)	当事業年度 (自2018年4月1日 至2018年12月31日)
非積立制度の退職給付債務	-	3,461千円
未積立退職給付債務	-	3,461千円
未認識数理計算上の差異	-	95千円
未認識過去勤務費用	-	-
貸借対照表に計上された負債と資産の純額	-	3,366千円
退職給付引当金	-	3,366千円
貸借対照表に計上された負債と資産の純額	-	3,366千円

（3）退職給付費用及びその内訳項目の金額

	前事業年度 (自2017年4月1日 至2018年3月31日)	当事業年度 (自2018年4月1日 至2018年12月31日)
勤務費用	-	3,366千円
利息費用	-	-
期待運用収益	-	-
数理計算上の差異の費用処理額	-	-
過去勤務費用の費用処理額	-	-
確定給付制度に係る退職給付費用	-	3,366千円

（4）数理計算上の計算基礎に関する事項

	前事業年度 (自2017年4月1日 至2018年3月31日)	当事業年度 (自2018年4月1日 至2018年12月31日)
割引率	-	0.6%
長期期待運用収益率	-	-
予想昇給率	-	2.3%

（税効果会計関係）

1. 繰延税金資産及び繰延税金負債の発生の主な原因別の内訳

	前事業年度 (2018年3月31日)	当事業年度 (2018年12月31日)
繰延税金資産		
未払費用	1,765千円	4,956千円
未払事業所税	214千円	201千円
未払事業税	2,512千円	1,083千円
賞与引当金	4,567千円	3,716千円
退職給付引当金	-	1,030千円
減価償却超過額	852千円	1,084千円
繰延資産	308千円	187千円
資産除去債務	1,745千円	1,745千円
その他有価証券評価差額金	216千円	703千円
その他	6,576千円	6,946千円
繰延税金資産小計	18,760千円	21,657千円
評価性引当金	8,322千円	8,692千円
繰延税金資産合計	10,438千円	12,964千円
繰延税金負債		
建物付属設備	1,265千円	1,134千円
繰延税金負債合計	1,265千円	1,134千円
繰延税金資産純額	9,172千円	11,830千円

2. 法定実効税率と税効果会計適用後の法人税等の負担率との差異の原因となった主な項目別の内訳

	前事業年度 (2018年3月31日)	当事業年度 (2018年12月31日)
法定実効税率	30.86%	30.62%
(調整)		
所得拡大税制の特別控除	2.39%	4.89%
交際費等永久に損金に算入されない項目	0.59%	0.64%
住民税均等割等	0.10%	0.14%
評価性引当額の増減	0.88%	0.23%
その他	1.00%	0.75%
税効果会計適用後の法人税等の負担率	29.26%	25.98%

(資産除去債務関係)

1. 当該資産除去債務の概要

建物賃貸借契約に基づき使用する建物等の、退去時における原状回復義務であります。

2. 当該資産除去債務の金額の算定方法

使用見込期間を10年と見積り、割引率を0%として資産除去債務の金額を計算しております。

3. 当該資産除去債務の総額の増減

	前事業年度 (自2017年4月1日 至2018年3月31日)	当事業年度 (自2018年4月1日 至2018年12月31日)
期首残高	5,699千円	5,699千円
有形固定資産の取得に伴う増加額	-	-
時の経過による調整額	-	-
見積りの変更による増加額	-	-
資産除去債務の履行による減少額	-	-

期末残高	5,699千円	5,699千円
------	---------	---------

（セグメント情報等）

[セグメント情報]

前事業年度（自 2017年4月1日 至 2018年3月31日）及び当事業年度（自 2018年4月1日 至 2018年12月31日）

当社は、投資運用業、投資助言・代理業を主とした金融サービスの提供を行う単一セグメントであるため、記載を省略しております。

[関連情報]

前事業年度（自 2017年4月1日 至 2018年3月31日）

1 製品及びサービスごとの情報

（単位：千円）

	投資信託運用業務	投資一任業務	情報提供業務	合計
外部顧客への営業収益	1,216,403	-	-	1,216,403

2 地域ごとの情報

(1) 営業収益

本邦の外部顧客への営業収益に区分した金額が損益計算書の営業収益の90%を超えるため、地域ごとの営業収益の記載は省略しております。

(2) 有形固定資産

本邦に所在している有形固定資産の金額が貸借対照表の有形固定資産の金額の90%を超えるため、地域ごとの有形固定資産の記載を省略しております。

3 主要な顧客ごとの情報

外部顧客への売上高のうち、損益計算書の売上高の10%以上を占める相手先がないため、記載はありません。

当事業年度（自 2018年4月1日 至 2018年12月31日）

1 製品及びサービスごとの情報

（単位：千円）

	投資信託運用業務	投資一任業務	情報提供業務	合計
外部顧客への営業収益	924,875	-	-	924,875

2 地域ごとの情報

(1) 営業収益

本邦の外部顧客への営業収益に区分した金額が損益計算書の営業収益の90%を超えるため、地域ごとの営業収益の記載は省略しております。

(2) 有形固定資産

本邦に所在している有形固定資産の金額が貸借対照表の有形固定資産の金額の90%を超えるため、地域ごとの有形固定資産の記載を省略しております。

3 主要な顧客ごとの情報

外部顧客への売上高のうち、損益計算書の売上高の10%以上を占める相手先がないため、記載はありません。

[報告セグメントごとの固定資産の減損損失に関する情報]

該当事項はありません。

[報告セグメントごとののれんの償却額及び未償却残高に関する情報]

該当事項はありません。

[報告セグメントごとの負のれん発生益に関する情報]

該当事項はありません。

(関連当事者情報)

1 . 関連当事者との取引

財務諸表提出会社と同一の親会社を持つ会社

前事業年度（自 2017年4月1日 至 2018年3月31日）

種類	会社等の名称	所在地	資本金 又は出資金 (百万円)	事業の 内容 又は職業	議決権等 の被所有 割合	関係内容		取引の内容	取引金額 (千円)	科目	期末残高 (千円)
						役員の 兼任等	事業上 の関係				
兄弟 会社	楽天証券 株式会社	東京都 世田谷区	7,495 (2018年3月 31日現在)	インター ネット証 券取引 サービス 業		兼任 2人	当社投資 信託の募 集の取扱 い等	証券投資信 託の代行手 数料等	225,276	未払 費用	22,288
								出向者の 人件費等	16,083		

当事業年度（自 2018年4月1日 至 2018年12月31日）

種類	会社等の名称	所在地	資本金 又は出資金 (百万円)	事業の 内容 又は職業	議決権等 の被所有 割合	関係内容		取引の内容	取引金額 (千円)	科目	期末残高 (千円)
						役員の 兼任等	事業上 の関係				
兄弟 会社	楽天証券 株式会社	東京都 世田谷区	7,495 (2018年12月 31日現在)	インター ネット証 券取引 サービス 業		兼任 2人	当社投資 信託の募 集の取扱 い等	証券投資信 託の代行手 数料等	151,731	未払 費用	25,055
								出向者の 人件費等	18,126		

(注) 1 . 上記の金額のうち、取引金額には消費税等が含まれておらず、期末残高には消費税等が含まれております。

2 . 証券投資信託の代行手数料については、一般取引先に対する取引条件と同様に決定しております。

2 . 親会社又は重要な関連会社に関する注記

親会社情報

楽天株式会社（東京証券取引所に上場）

(1株当たり情報)

	前事業年度 (自2017年4月1日 至2018年3月31日)	当事業年度 (自2018年4月1日 至2018年12月31日)
1株当たり純資産額	157,370円98銭	166,405円14銭
1株当たり当期純利益金額	15,064円45銭	9,118円97銭

(注) 1 . 潜在株式調整後1株当たり当期純利益金額については、潜在株式が存在しないため記載しておりません。

2 . 1株当たり当期純利益金額の算定上の基礎は、以下のとおりであります。

項 目	前事業年度 (自2017年4月1日 至2018年3月31日)	当事業年度 (自2018年4月1日 至2018年12月31日)

1株当たり当期純利益金額		
当期純利益金額(千円)	195,837	118,546
普通株主に帰属しない金額(千円)	-	-
普通株式に係る当期純利益金額(千円)	195,837	118,546
普通株式の期中平均株式数(株)	13,000.00	13,000.00

(重要な後発事象)

該当事項はありません。

中間財務諸表

(1) 中間貸借対照表

(単位：千円)

		当中間会計期間 (2019年6月30日)
資産の部		
流動資産		
現金・預金		825,081
金銭の信託		1,300,000
前払費用		6,906
未収入金		169
未収委託者報酬		113,695
立替金		16,396
その他		6,925
流動資産計		2,269,174
固定資産		
有形固定資産	1	31,878
建物(純額)		19,215
器具備品(純額)		12,662
無形固定資産		21,301
ソフトウェア		21,301
投資その他の資産		42,039
投資有価証券		27,948
長期前払費用		377
繰延税金資産		13,713
固定資産計		95,219
資産合計		2,364,393

(単位：千円)

		当中間会計期間 (2019年6月30日)
負債の部		
流動負債		
預り金		9,579
未払費用		92,668
未払消費税等		7,822
未払法人税等		24,961
賞与引当金		10,770
役員賞与引当金		1,000
流動負債計		146,802
固定負債		
退職給付引当金		10,691
資産除去債務		5,699

固定負債計	16,390
負債合計	163,192
純資産の部	
株主資本	
資本金	150,000
資本剰余金	
資本準備金	400,000
その他資本剰余金	229,716
資本剰余金合計	629,716
利益剰余金	
その他利益剰余金	
繰越利益剰余金	1,421,319
利益剰余金合計	1,421,319
株主資本合計	2,201,035
評価・換算差額等	
その他有価証券評価差額金	165
評価・換算差額合計	165
純資産合計	2,201,201
負債・純資産合計	2,364,393

(2) 中間損益計算書

(単位：千円)

当中間会計期間	
(自 2019年1月1日 至 2019年6月30日)	
営業収益	
委託者報酬	573,783
営業収益計	573,783
営業費用	
支払手数料	205,182
委託費	3,290
広告宣伝費	2,791
通信費	51,274
協会費	965
諸会費	54
営業費用計	263,558
一般管理費	1
256,428	
営業利益	53,796
営業外収益	
受取利息	3
有価証券利息	182
為替差益	0
営業外収益計	185
営業外費用	
有価証券売却損	115
営業外費用計	115
経常利益	53,866
税引前中間純利益	53,866
法人税、住民税及び事業税	20,351
法人税等調整額	2,659
中間純利益	36,174

(3) 中間株主資本等変動計算書

当中間会計期間（自 2019年1月1日 至 2019年6月30日）

（単位：千円）

	株主資本			
	資本金	資本剰余金		
		資本準備金	その他資本剰余金	資本剰余金合計
当期首残高	150,000	400,000	229,716	629,716
当中間期変動額				
剰余金の配当				
中間純利益				
株主資本以外の項目の 当中間期変動額（純額）				
当中間期変動額合計	-	-	-	-
当中間期末残高	150,000	400,000	229,716	629,716

	株主資本			評価・換算差額等		純資産合計
	利益剰余金		株主資本 合計	その他有価証券 評価差額金	評価・換算 差額等合計	
	その他利益剰余金	利益剰余金 合計				
	繰越利益剰余金					
当期首残高	1,385,144	1,385,144	2,164,860	1,593	1,593	2,163,266
当中間期変動額						
剰余金の配当						
中間純利益	36,174	36,174	36,174			36,174
株主資本以外の項目の 当中間期変動額（純額）				1,759	1,759	1,759
当中間期変動額合計	36,174	36,174	36,174	1,759	1,759	37,934
当中間期末残高	1,421,319	1,421,319	2,201,035	165	165	2,201,201

注記事項

（重要な会計方針）

1．資産の評価基準及び評価方法

(1) 有価証券

その他有価証券

時価のあるもの

中間会計期間末日の市場価格等に基づく時価法（評価差額は、全部純資産直入法により処理し、売却原価は、移動平均法により算定）を採用しております。

(2) 金銭の信託

時価法によっております。

2．固定資産の減価償却の方法

(1) 有形固定資産

定額法によっております。

なお、主な耐用年数は以下のとおりであります。

建物 10年

器具備品 5年～20年

また、取得価額が100千円以上200千円未満の減価償却資産につきましては、3年均等償却によっております。

(2) 無形固定資産

定額法によっております。

なお、自社利用のソフトウェアについては、社内における利用可能期間（5年）に基づいております。

(3) 長期前払費用
 定額法によっております。

3. 引当金の計上基準

(1) 貸倒引当金

債権の貸倒による損失に備えるため、一般債権については貸倒実績率により、貸倒懸念債権等特定の債権については個別に回収可能性を勘案し、回収不能見込額を計上することとしております。

(2) 賞与引当金

従業員への賞与の支払いに備えるため、従業員に対する賞与の支給見込額のうち、当中間会計期間に帰属する額を計上しております。

(3) 役員賞与引当金

役員への賞与の支払いに備えるため、将来の支給見込額のうち当中間会計期間末において負担すべき額を計上しております。

(4) 退職給付引当金

従業員の退職給付に備えるため、当事業年度末における退職給付債務の見込額に基づき、当中間会計期間末において発生していると認められる額を計上しております。

退職給付見込額の期間帰属方法

退職給付債務の算定にあたり、退職給付見込額を当中間会計期間末までの期間に帰属させる方法については、給付算定式基準によっております。

数理計算上の差異の費用処理方法

数理計算上の差異については、各事業年度の発生時における従業員の平均残存勤務期間以内の一定の年数（5年）による定額法により按分した額を、それぞれ発生の翌事業年度から費用処理しております。

4. その他中間財務諸表作成の為の基本となる重要な事項

(1) 消費税等の会計処理方法

消費税及び地方消費税の会計処理は税抜方式によっており、資産に係る控除対象外消費税及び地方消費税は当中間会計期間の費用として処理しております。

(中間貸借対照表関係)

1 有形固定資産の減価償却累計額

	当中間会計期間（2019年6月30日）
有形固定資産の減価償却累計額	26,596千円

(中間損益計算書関係)

1 減価償却実施額

	当中間会計期間 （自 2019年1月1日 至 2019年6月30日）
有形固定資産	3,889千円
無形固定資産	2,146千円
合 計	6,036千円

(中間株主資本等変動計算書関係)

当中間会計期間（自 2019年1月1日 至 2019年6月30日）

1. 発行済株式に関する事項

株式の種類	当事業年度期首	増加	減少	当中間会計期間末
普通株式	13,000株	-	-	13,000株

2. 自己株式に関する事項

該当事項はありません。

3. 新株予約権等に関する事項

該当事項はありません。

4. 剰余金の配当に関する事項

該当事項はありません。

(リース取引関係)

<借主側>

オペレーティング・リース取引

オペレーティング・リース取引のうち解約不能のものに係る未経過リース料

当中間会計期間末

2019年6月30日

1年内	20,400千円
1年超	68,000千円
合計	88,400千円

(金融商品関係)

当中間会計期間(自 2019年1月1日 至 2019年6月30日)

金融商品の時価等に関する事項

2019年6月30日における中間貸借対照表計上額、時価、並びにこれらの差額については次の通りです。

(単位:千円)

	中間貸借対照表計上額	時価	差額
資産			
(1)現金・預金	825,081	825,081	-
(2)金銭の信託	1,300,000	1,300,000	-
(3)未収委託者報酬	113,695	113,695	-
(4)投資有価証券 その他有価証券	27,948	27,948	-
資産計	2,266,725	2,266,725	-
負債			
(1)未払費用	92,668	92,668	-
(2)未払法人税等	24,961	24,961	-
負債計	117,630	117,630	-

(注)金融商品の時価算定の方法

資産

(1)現金・預金 (2)金銭の信託 (3)未収委託者報酬

これらは短期間で決済されるため、時価は帳簿価額と類似していることから、当該帳簿価額によっております。

(4)投資有価証券

投資信託は公表されている基準価額によっております。

また、保有目的ごとの有価証券に関する事項については、注記事項「有価証券関係」をご参照ください。

負債

(1)未払費用 (2)未払法人税等

未払費用及び未払法人税等は短期間で決済されるため、時価は帳簿価額と類似していることから、当該帳簿価額によっております。

(有価証券関係)

その他有価証券

当中間会計期間（自 2019年1月1日 至 2019年6月30日）

区分	中間貸借対照表 計上額（千円）	取得原価 （千円）	差額 （千円）
中間貸借対照表計上額が 取得原価を超えるもの			
(1) 株式	-	-	-
(2) 債券	-	-	-
(3) その他	25,946	25,510	436
小 計	25,946	25,510	436
中間貸借対照表計上額が 取得原価を超えないもの			
(1) 株式	-	-	-
(2) 債券	-	-	-
(3) その他	2,002	2,200	197
小 計	2,002	2,200	197
合 計	27,948	27,710	238

(デリバティブ取引関係)

該当事項はありません。

(資産除去債務関係)

当該資産除去債務の総額の増減

	当中間会計期間 (自 2019年1月1日 至 2019年6月30日)
期首残高	5,699千円
有形固定資産の取得に伴う増加額	-
時の経過による調整額	-
見積りの変更による増加額	-
中間期末残高	5,699千円

(セグメント情報等)

[セグメント情報]

当中間会計期間（自 2019年1月1日 至 2019年6月30日）

当社は、投資運用業、投資助言・代理業を主とした金融サービスの提供を行う単一セグメントであるため、記載を省略しております。

[関連情報]

当中間会計期間（自 2019年1月1日 至 2019年6月30日）

1. 製品及びサービスごとの情報

(単位:千円)

	投資信託運用業務	合 計
外部顧客への営業収益	573,783	573,783

2. 地域ごとの情報

(1) 営業収益

本邦の外部顧客への営業収益に区分した金額が中間損益計算書の営業収益の90%を超えるため、地域ごとの営業収益の記載は省略しております。

(2) 有形固定資産

本邦に所在している有形固定資産の金額が中間貸借対照表の有形固定資産の金額の90%を超え
るため、地域ごとの有形固定資産の記載を省略しております。

3. 主要な顧客ごとの情報

外部顧客への売上高のうち、中間損益計算書の売上高の10%以上を占める相手先がないため、記載
はありません。

[報告セグメントごとの固定資産の減損損失に関する情報]

該当事項はありません。

[報告セグメントごとののれんの償却額及び未償却残高に関する情報]

該当事項はありません。

[報告セグメントごとの負ののれん発生益に関する情報]

該当事項はありません。

(1株当たり情報)

	当中間会計期間 (自 2019年1月1日 至 2019年6月30日)
1株当たり純資産額	169,323円16銭
1株当たり中間純利益金額	2,782円67銭

(注) 1. 潜在株式調整後1株当たり中間純利益金額については、潜在株式が存在しないため記載して
おりません。

2. 1株当たり中間純利益金額の算定上の基礎は、以下のとおりであります。

項目	当中間会計期間 (自 2019年1月1日 至 2019年6月30日)
1株当たり中間純利益金額	
中間純利益金額(千円)	36,174
普通株主に帰属しない金額(千円)	-
普通株式に係る中間純利益金額(千円)	36,174
普通株式の期中平均株式数(株)	13,000.00

(重要な後発事象)

該当事項はありません。

4【利害関係人との取引制限】

委託会社は、「金融商品取引法」の定めるところにより、利害関係人との取引について、次に掲げる行為が
禁止されています。

- (1) 自己またはその取締役もしくは執行役との間における取引を行なうことを内容とした運用を行なうこと
(投資者の保護に欠け、もしくは取引の公正を害し、または金融商品取引業の信用を失墜させるおそれ
がないものとして内閣府令で定めるものを除きます。)
- (2) 運用財産相互間において取引を行なうことを内容とした運用を行なうこと(投資者の保護に欠け、もし
くは取引の公正を害し、または金融商品取引業の信用を失墜させるおそれがないものとして内閣府令で
定めるものを除きます。)
- (3) 通常の取引の条件と異なる条件であって取引の公正を害するおそれのある条件で、委託会社の親法人等
(委託会社の総株主等の議決権の過半数を保有していることその他の当該金融商品取引業者と密接な関
係を有する法人その他の団体として政令で定める要件に該当する者をいいます。以下(4)、(5)に
おいて同じ。) または子法人等(委託会社が総株主等の議決権の過半数を保有していることその他の当
該金融商品取引業者と密接な関係を有する法人その他の団体として政令で定める要件に該当する者をい
います。以下同じ。) と有価証券の売買その他の取引または金融デリバティブ取引を行なうこと。

- (4) 委託会社の親法人等または子法人等の利益を図るため、その行なう投資運用業に関して運用の方針、運用財産の額もしくは市場の状況に照らして不必要な取引を行なうことを内容とした運用を行なうこと。
- (5) 上記(3)、(4)に掲げるもののほか、委託会社の親法人等または子法人等が関与する行為であって、投資者の保護に欠け、もしくは取引の公正を害し、または金融商品取引業の信用を失墜させるおそれのあるものとして内閣府令で定める行為。

5【その他】

(1) 定款の変更

委託会社の定款の変更に関しては、株主総会の決議が必要です。

(2) 訴訟事件その他の重要事項

委託会社に重要な影響を与えた事実、または与えると予想される訴訟事件などは発生していません。

第2【その他の関係法人の概況】

1【名称、資本金の額及び事業の内容】

(1) 受託会社

名 称	資本金の額 (2019年3月末現在)	事業の内容
三井住友信託銀行株式会社	342,037百万円	銀行法に基づき銀行業を営むとともに、金融機関の信託業務の兼営等に関する法律に基づき信託業務を営んでいます。

< 再信託受託会社の概要 >

名称 : 日本トラスティ・サービス信託銀行株式会社

資本金の額 : 51,000百万円(2019年3月末現在)

事業の内容 : 銀行法に基づき銀行業を営むとともに、金融機関の信託業務の兼営等に関する法律に基づき信託業務を営んでいます。

再信託の目的 : 原信託契約にかかる信託業務の一部(信託財産の管理)を原信託受託者から再信託受託者(日本トラスティ・サービス信託銀行株式会社)へ委託するため、原信託財産のすべてを再信託受託者へ移管することを目的とします。

(2) 販売会社

名 称	資本金の額 (2019年3月末現在)	事業の内容
auカブコム証券株式会社	7,196百万円	金融商品取引法に定める第一種金融商品取引業を営んでいます。
株式会社SBI証券	48,323百万円	
岡三オンライン証券株式会社	2,500百万円	
損保ジャパン日本興亜DC証券株式会社	3,000百万円	
松井証券株式会社	11,945百万円	
マネックス証券株式会社	12,200百万円	
楽天証券株式会社	7,495百万円	
株式会社静岡銀行	90,845百万円	銀行法に基づき銀行業を営んでいます。
株式会社ジャパネット銀行	37,250百万円	

2【関係業務の概要】

(1) 受託会社

ファンドの信託財産に属する有価証券の管理・計算事務などを行ないます。

(2) 販売会社

日本におけるファンドの募集、解約、収益分配金および償還金の取扱いなどを行いません。

3【資本関係】

(1) 受託会社

該当事項はありません。

(2) 販売会社

該当事項はありません。

第3【その他】

(1) 目論見書の別称として「投資信託説明書（交付目論見書）」または「投資信託説明書（請求目論見書）」という名称を使用します。

(2) 目論見書の表紙、表紙裏または裏表紙に、以下を記載することがあります。

委託会社の金融商品取引業者登録番号および設立年月日

ファンドの基本的性格など

委託会社およびファンドのロゴ・マークや図案など

委託会社のホームページや携帯電話サイトのご案内など

目論見書の使用開始日

(3) 目論見書の表紙または表紙裏に、以下の趣旨の文章の全部または一部を記載することがあります。

投資信託は、預金や保険契約とは異なり、預金保険機構および保険契約者保護機構の保護の対象ではない旨。また、銀行など登録金融機関で購入された場合、投資者保護基金の支払いの対象とはならない旨の記載。

投資信託は、元金および利回りが保証されているものではない旨の記載。

投資した資産の価値の減少を含むリスクは、投資信託を購入されたお客様が負う旨の記載。

「金融商品取引法第13条の規定に基づく目論見書である。」旨の記載。

「ご購入に際しては、目論見書の内容を十分にお読みください。」という趣旨の記載。

請求目論見書の入手方法（ホームページで閲覧、ダウンロードできるなど）についての記載。

請求目論見書は投資者の請求により販売会社から交付される旨および当該請求を行なった場合にはその旨の記録をしておくべきである旨の記載。

「約款が請求目論見書に掲載されている。」旨の記載。

商品内容に関して重大な変更を行なう場合には、投資信託及び投資法人に関する法律に基づき事前に受益者の意向を確認する旨の記載。

投資信託の財産は受託会社において信託法に基づき分別管理されている旨の記載。

有価証券届出書の効力発生およびその確認方法に関する記載。

委託会社の情報として記載することが望ましい事項と判断する事項がある場合は、当該事項の記載。

(4) 交付目論見書の投資リスクに、以下の趣旨の文章の全部または一部を記載することがあります。

ファンドの取引に関して、金融商品取引法第37条の6の規定（いわゆるクーリング・オフ）の適用がない旨の記載。

投資信託は、預金や保険契約とは異なり、預金保険機構および保険契約者保護機構の保護の対象ではない旨。また、銀行など登録金融機関で購入された場合、投資者保護基金の支払いの対象とはならない旨の記載。

(5) 有価証券届出書本文「第一部 証券情報」、「第二部 ファンド情報」に記載の内容について、投資者の理解を助けるため、当該内容を説明した図表などを付加して目論見書の当該内容に関連する箇所に記載することがあります。

(6) 目論見書に約款を掲載し、有価証券届出書本文「第二部 ファンド情報」中「第1 ファンドの状況」「2 投資方針」の詳細な内容につきましては、当該約款を参照する旨を記載することで、目論見書の内容の記載とすることがあります。

(7) 投信評価機関、投信評価会社などによる評価を取得・使用する場合があります。

(8) 目論見書は電子媒体などとして使用されるほか、インターネットなどに掲載されることがあります。

(9) 交付目論見書の手続・手数料等に、以下の趣旨の文章の全部または一部を記載することがあります。

当初元本額についての記載。

基準価額が日本経済新聞に掲載される旨および掲載略称。
所得税には、復興特別所得税が含まれる旨。

独立監査人の監査報告書

平成31年2月20日

楽天投信投資顧問株式会社

取締役会 御中

EY新日本有限責任監査法人

指定有限責任社員 業務執行社員	公認会計士	伊藤 志保	印
指定有限責任社員 業務執行社員	公認会計士	福村 寛	印

当監査法人は、金融商品取引法第193条の2第1項の規定に基づく監査証明を行うため、「委託会社等の経理状況」に掲げられている楽天投信投資顧問株式会社の平成30年4月1日から平成30年12月31日までの第13期事業年度の財務諸表、すなわち、貸借対照表、損益計算書、株主資本等変動計算書、重要な会計方針及びその他の注記について監査を行った。

財務諸表に対する経営者の責任

経営者の責任は、我が国において一般に公正妥当と認められる企業会計の基準に準拠して財務諸表を作成し適正に表示することにある。これには、不正又は誤謬による重要な虚偽表示のない財務諸表を作成し適正に表示するために経営者が必要と判断した内部統制を整備及び運用することが含まれる。

監査人の責任

当監査法人の責任は、当監査法人が実施した監査に基づいて、独立の立場から財務諸表に対する意見を表明することにある。当監査法人は、我が国において一般に公正妥当と認められる監査の基準に準拠して監査を行った。監査の基準は、当監査法人に財務諸表に重要な虚偽表示がないかどうかについて合理的な保証を得るために、監査計画を策定し、これに基づき監査を実施することを求めている。

監査においては、財務諸表の金額及び開示について監査証拠を入手するための手続が実施される。監査手続は、当監査法人の判断により、不正又は誤謬による財務諸表の重要な虚偽表示のリスクの評価に基づいて選択及び適用される。財務諸表監査の目的は、内部統制の有効性について意見表明するためのものではないが、当監査法人は、リスク評価の実施に際して、状況に応じた適切な監査手続を立案するために、財務諸表の作成と適正な表示に関連する内部統制を検討する。また、監査には、経営者が採用した会計方針及びその適用方法並びに経営者によって行われた見積りの評価も含め全体としての財務諸表の表示を検討することが含まれる。

当監査法人は、意見表明の基礎となる十分かつ適切な監査証拠を入手したと判断している。

監査意見

当監査法人は、上記の財務諸表が、我が国において一般に公正妥当と認められる企業会計の基準に準拠して、楽天投信投資顧問株式会社の平成30年12月31日現在の財政状態及び同日をもって終了する事業年度の経営成績をすべての重要な点において適正に表示しているものと認める。

利害関係

会社と当監査法人又は業務執行社員との間には、公認会計士法の規定により記載すべき利害関係はない。

以上

(注)1. 上記は、監査報告書の原本に記載された事項を電子化したものであり、その原本は当社が別途保管しております。

2. X B R L データは監査の対象には含まれていません。

独立監査人の監査報告書

令和元年6月7日

楽天投信投資顧問株式会社

取締役会 御中

EY新日本有限責任監査法人

指定有限責任社員 業務執行社員	公認会計士	伊藤 志保	印
指定有限責任社員 業務執行社員	公認会計士	福村 寛	印

当監査法人は、金融商品取引法第193条の2第1項の規定に基づく監査証明を行うため、「ファンドの経理状況」に掲げられている楽天・インデックス・バランス・ファンド（株式重視型）の平成30年7月20日から平成31年4月15日までの計算期間の財務諸表、すなわち、貸借対照表、損益及び剰余金計算書、注記表並びに附属明細表について監査を行った。

財務諸表に対する経営者の責任

経営者の責任は、我が国において一般に公正妥当と認められる企業会計の基準に準拠して財務諸表を作成し適正に表示することにある。これには、不正又は誤謬による重要な虚偽表示のない財務諸表を作成し適正に表示するために経営者が必要と判断した内部統制を整備及び運用することが含まれる。

監査人の責任

当監査法人の責任は、当監査法人が実施した監査に基づいて、独立の立場から財務諸表に対する意見を表明することにある。当監査法人は、我が国において一般に公正妥当と認められる監査の基準に準拠して監査を行った。監査の基準は、当監査法人に財務諸表に重要な虚偽表示がないかどうかについて合理的な保証を得るために、監査計画を策定し、これに基づき監査を実施することを求めている。

監査においては、財務諸表の金額及び開示について監査証拠を入手するための手続が実施される。監査手続は、当監査法人の判断により、不正又は誤謬による財務諸表の重要な虚偽表示のリスクの評価に基づいて選択及び適用される。財務諸表監査の目的は、内部統制の有効性について意見表明するためのものではないが、当監査法人は、リスク評価の実施に際して、状況に応じた適切な監査手続を立案するために、財務諸表の作成と適正な表示に関連する内部統制を検討する。また、監査には、経営者が採用した会計方針及びその適用方法並びに経営者によって行われた見積りの評価も含め全体としての財務諸表の表示を検討することが含まれる。

当監査法人は、意見表明の基礎となる十分かつ適切な監査証拠を入手したと判断している。

監査意見

当監査法人は、上記の財務諸表が、我が国において一般に公正妥当と認められる企業会計の基準に準拠して、楽天・インデックス・バランス・ファンド（株式重視型）の平成31年4月15日現在の信託財産の状態及び同日をもって終了する計算期間の損益の状況をすべての重要な点において適正に表示しているものと認める。

利害関係

楽天投信投資顧問株式会社及びファンドと当監査法人又は業務執行社員との間には、公認会計士法の規定により記載すべき利害関係はない。

以上

(注)1. 上記は、監査報告書の原本に記載された事項を電子化したものであり、その原本は当社が別途保管しております。

2. X B R L データは監査の対象には含まれていません。

独立監査人の中間監査報告書

2019年8月14日

楽天投信投資顧問株式会社

取締役会 御中

EY新日本有限責任監査法人

指定有限責任社員 業務執行社員	公認会計士	伊藤 志保	印
指定有限責任社員 業務執行社員	公認会計士	福村 寛	印

当監査法人は、金融商品取引法第193条の2第1項の規定に基づく監査証明を行うため、「委託会社等の経理状況」に掲げられている楽天投信投資顧問株式会社の2019年1月1日から2019年12月31日までの第14期事業年度の中間会計期間（2019年1月1日から2019年6月30日まで）に係る中間財務諸表、すなわち、中間貸借対照表、中間損益計算書、中間株主資本等変動計算書、重要な会計方針及びその他の注記について中間監査を行った。

中間財務諸表に対する経営者の責任

経営者の責任は、我が国において一般に公正妥当と認められる中間財務諸表の作成基準に準拠して中間財務諸表を作成し有用な情報を表示することにある。これには、不正又は誤謬による重要な虚偽表示のない中間財務諸表を作成し有用な情報を表示するために経営者が必要と判断した内部統制を整備及び運用することが含まれる。

監査人の責任

当監査法人の責任は、当監査法人が実施した中間監査に基づいて、独立の立場から中間財務諸表に対する意見を表明することにある。当監査法人は、我が国において一般に公正妥当と認められる中間監査の基準に準拠して中間監査を行った。中間監査の基準は、当監査法人に中間財務諸表には全体として中間財務諸表の有用な情報の表示に関して投資者の判断を損なうような重要な虚偽表示がないかどうかの合理的な保証を得るために、中間監査に係る監査計画を策定し、これに基づき中間監査を実施することを求めている。

中間監査においては、中間財務諸表の金額及び開示について監査証拠を入手するために年度監査と比べて監査手続の一部を省略した中間監査手続が実施される。中間監査手続は、当監査法人の判断により、不正又は誤謬による中間財務諸表の重要な虚偽表示のリスクの評価に基づいて、分析的手続等を中心とした監査手続に必要に応じて追加の監査手続が選択及び適用される。中間監査の目的は、内部統制の有効性について意見表明するためのものではないが、当監査法人は、リスク評価の実施に際して、状況に応じた適切な中間監査手続を立案するために、中間財務諸表の作成と有用な情報の表示に関連する内部統制を検討する。また、中間監査には、経営者が採用した会計方針及びその適用方法並びに経営者によって行われた見積りの評価も含め中間財務諸表の表示を検討することが含まれる。

当監査法人は、中間監査の意見表明の基礎となる十分かつ適切な監査証拠を入手したと判断している。

中間監査意見

当監査法人は、上記の中間財務諸表が、我が国において一般に公正妥当と認められる中間財務諸表の作成基準に準拠して、楽天投信投資顧問株式会社の2019年12月31日現在の財政状態及び同日をもって終了する中間会計期間（2019年1月1日から2019年6月30日まで）の経営成績に関する有用な情報を表示しているものと認める。

利害関係

会社と当監査法人又は業務執行社員との間には、公認会計士法の規定により記載すべき利害関係はない。

以上

(注)1. 上記は、中間監査報告書の原本に記載された事項を電子化したものであり、その原本は当社が別途保管しております。

2. X B R L データは中間監査の対象には含まれていません。

独立監査人の中間監査報告書

2019年11月29日

楽天投信投資顧問株式会社

取締役会 御中

EY新日本有限責任監査法人

指定有限責任社員 公認会計士 福村 寛 印
業務執行社員

当監査法人は、金融商品取引法第193条の2第1項の規定に基づく監査証明を行うため、「ファンドの経理状況」に掲げられている楽天・インデックス・バランス・ファンド（株式重視型）の2019年4月16日から2019年10月15日までの中間計算期間の中間財務諸表、すなわち、中間貸借対照表、中間損益及び剰余金計算書並びに中間注記表について中間監査を行った。

中間財務諸表に対する経営者の責任

経営者の責任は、我が国において一般に公正妥当と認められる中間財務諸表の作成基準に準拠して中間財務諸表を作成し有用な情報を表示することにある。これには、不正又は誤謬による重要な虚偽表示のない中間財務諸表を作成し有用な情報を表示するために経営者が必要と判断した内部統制を整備及び運用することが含まれる。

監査人の責任

当監査法人の責任は、当監査法人が実施した中間監査に基づいて、独立の立場から中間財務諸表に対する意見を表明することにある。当監査法人は、我が国において一般に公正妥当と認められる中間監査の基準に準拠して中間監査を行った。中間監査の基準は、当監査法人に中間財務諸表には全体として中間財務諸表の有用な情報の表示に関して投資者の判断を損なうような重要な虚偽表示がないかどうかの合理的な保証を得るために、中間監査に係る監査計画を策定し、これに基づき中間監査を実施することを求めている。

中間監査においては、中間財務諸表の金額及び開示について監査証拠を入手するために年度監査と比べて監査手続の一部を省略した中間監査手続が実施される。中間監査手続は、当監査法人の判断により、不正又は誤謬による中間財務諸表の重要な虚偽表示のリスクの評価に基づいて、分析的手続等を中心とした監査手続に必要に応じて追加の監査手続が選択及び適用される。中間監査の目的は、内部統制の有効性について意見表明するためのものではないが、当監査法人は、リスク評価の実施に際して、状況に応じた適切な中間監査手続を立案するために、中間財務諸表の作成と有用な情報の表示に関連する内部統制を検討する。また、中間監査には、経営者が採用した会計方針及びその適用方法並びに経営者によって行われた見積りの評価も含め中間財務諸表の表示を検討することが含まれる。

当監査法人は、中間監査の意見表明の基礎となる十分かつ適切な監査証拠を入手したと判断している。

中間監査意見

当監査法人は、上記の中間財務諸表が、我が国において一般に公正妥当と認められる中間財務諸表の作成基準に準拠して、楽天・インデックス・バランス・ファンド（株式重視型）の2019年10月15日現在の信託財産の状態及び同日をもって終了する中間計算期間（2019年4月16日から2019年10月15日まで）の損益の状況に関する有用な情報を表示しているものと認める。

利害関係

楽天投信投資顧問株式会社及びファンドと当監査法人又は業務執行社員との間には、公認会計士法の規定により記載すべき利害関係はない。

以 上

(注)1.上記は、中間監査報告書の原本に記載された事項を電子化したものであり、その原本は当社が別途保管しております。

2. X B R L データは中間監査の対象には含まれていません。