

【表紙】

【提出書類】 有価証券届出書

【提出先】 関東財務局長

【提出日】 2021年3月19日

【発行者名】 ブラックロック・ジャパン株式会社

【代表者の役職氏名】 代表取締役会長 井澤 吉幸

【本店の所在の場所】 東京都千代田区丸の内一丁目8番3号

【事務連絡者氏名】 猪浦 純子

【電話番号】 03-6703-7940

【届出の対象とした募集(売出)内国投資
信託受益証券に係るファンドの名称】 サイエнтиフィック・エクイティ・ファンド
(愛称：ザ・アメリカズ・ロングショート)

【届出の対象とした募集(売出)内国投資
信託受益証券の金額】 600億円を上限とします。

【縦覧に供する場所】 該当事項はありません。

(注) 本書において文中および表中の数字は四捨五入された数値として表示されている場合があり、従って合計として表示された数字はかかる数値の総和と必ずしも一致するとは限りません。

第一部【証券情報】

(1)【ファンドの名称】

サイエンティフィック・エクイティ・ファンド

（ファンドの愛称を「ザ・アメリカズ・ロングショート」とします。以下「当ファンド」または「ファンド」といいます。）

(2)【内国投資信託受益証券の形態等】

追加型証券投資信託の受益権です。

当初元本は、1口当り1円です。

ファンドの受益権は、社債、株式等の振替に関する法律（以下「社振法」といいます。）の規定の適用を受け、受益権の帰属は、後述の「(11)振替機関に関する事項」に記載の振替機関および当該振替機関の下位の口座管理機関（社振法第2条に規定する「口座管理機関」をいい、振替機関を含め、以下「振替機関等」といいます。）の振替口座簿に記載または記録されることにより定まります（以下、振替口座簿に記載または記録されることにより定まる受益権を「振替受益権」といいます。）。委託会社であるブラックロック・ジャパン株式会社は、やむを得ない事情等がある場合を除き、当該振替受益権を表示する受益証券を発行しません。また、振替受益権には無記名式や記名式の形態はありません。

当ファンドについて、委託会社の依頼により、信用格付業者から提供され、もしくは閲覧に供された信用格付または信用格付業者から提供され、もしくは閲覧に供される予定の信用格付はありません。

(3)【発行（売出）価額の総額】

600億円を上限とします。

当ファンドの運用戦略に適した運用規模・運用効率を勘案し、市場環境や資金流入の動向に応じて信託金の限度額を下回る段階で購入申込の受付を停止する場合があります。

(4)【発行（売出）価格】

購入受付日の翌営業日の基準価額とします。

基準価額につきましては、販売会社または下記にお問い合わせください。

ブラックロック・ジャパン株式会社

電話番号： 03-6703-4300（受付時間 営業日の9：00～17：00）

ホームページアドレス： www.blackrock.com/jp/

(5)【申込手数料】

購入時の申込手数料（以下「購入時手数料」といいます。）は、購入受付日の翌営業日の基準価額に4.40%（税抜4.00%）を上限として、販売会社が独自に定める率を乗じて得た額とします。

詳細は、販売会社にお問い合わせください。

（販売会社につきましては、「(8)申込取扱場所」に記載の照会先までお問い合わせください。）

なお、購入時手数料には消費税に相当する金額および地方消費税に相当する金額（以下「消費税等相当額」といいます。）が含まれています（以下同じ。）。

分配金の受取方法により、「一般コース」、「累積投資コース」の2つのコースがあります。「累積投資コース」を選択した投資者が、分配金を再投資する場合は、無手数料とします。

(6)【申込単位】

分配金の受取方法により、収益の分配時に分配金を受け取る「一般コース」と、分配金が税引き後、無手数料で再投資される「累積投資コース」の2つの購入方法があります。

取扱いを行なうコースおよび購入の申込単位（以下「購入単位」といいます。）は、各販売会社により異なりますので、詳細は販売会社にお問い合わせください。

(7)【申込期間】

2021年3月20日から2021年9月17日まで

申込期間は、上記期間満了前に有価証券届出書を提出することによって更新されます。

(8)【申込取扱場所】

ファンドの申込取扱場所（以下「販売会社」といいます。）については下記にお問い合わせください。

ブラックロック・ジャパン株式会社

電話番号： 03-6703-4300（受付時間 営業日の9：00～17：00）

ホームページアドレス： www.blackrock.com/jp/

(9)【払込期日】

ファンドの投資者は、販売会社が定める日までに購入代金（購入受付日の翌営業日の基準価額に購入口数を乗じた金額に、購入時手数料を加算した金額をいいます。）を販売会社に支払うものとします。

振替受益権に係る各購入受付日の発行価額の総額は、販売会社によって追加信託が行なわれる日に委託会社の指定する口座を経由して、受託会社の指定するファンド口座に払い込まれます。

(10)【払込取扱場所】

上記「(8)申込取扱場所」でお払込みください。

(11)【振替機関に関する事項】

振替機関は、株式会社証券保管振替機構です。

(12)【その他】

購入代金の利息

購入代金には利息をつけません。

日本以外の地域における発行

行ないません。

購入不可日

販売会社の営業日であっても、ルクセンブルグの銀行の休業日、12月24日、その他実質的な主要投資対象ファンドの受付不可日のいずれかに該当する場合は、購入は受け付けません。

振替受益権について

ファンドの受益権は、社振法の規定の適用を受け、上記「(11)振替機関に関する事項」に記載の振替機関の振替業にかかる業務規程等の規則にしたがって取り扱われるものとします。

ファンドの分配金、償還金、換金代金は、社振法および上記「(11)振替機関に関する事項」に記載の振替機関の業務規程その他の規則にしたがって支払われます。

(参考)

投資信託振替制度とは、

- ・ファンドの受益権の発生、消滅、移転をコンピュータシステムにて管理します。
- ・ファンドの設定、換金、償還等がコンピュータシステム上の帳簿（「振替口座簿」といいます。）への記載・記録によって行なわれますので、受益証券は発行されません。

第二部【ファンド情報】

第1【ファンドの状況】

1【ファンドの性格】

(1)【ファンドの目的及び基本的性格】

「サイエンティフィック・エクイティ・ファンド」（ファンドの愛称を「ザ・アメリカズ・ロングショート」とします。以下「当ファンド」または「ファンド」といいます。）は、市場動向に左右されない投資収益の達成を目標に運用を行ないます。

当ファンドは、追加型証券投資信託であり、追加型投信／海外／株式／特殊型（ロング・ショート型）に属しています。下記は、一般社団法人投資信託協会の「商品分類に関する指針」に基づき当ファンドが該当する商品分類・属性区分を網掛け表示しています。

<商品分類表>

単位型・追加型	投資対象地域	投資対象資産（収益の源泉）	補足分類
単位型投信 追加型投信	国内 海外 内外	株式 債券 不動産投信 その他資産（ ） 資産複合	インデックス型 特殊型 (ロング・ショート型)

<属性区分表>

投資対象資産	決算頻度	投資対象地域	投資形態	為替ヘッジ	特殊型
株式	年1回	グローバル	ファミリー	あり	ブル・ベア型
一般	年2回	日本	ファンド	(フルヘッジ)	条件付運用型
大型株	年4回	北米			
中小型株	年6回	欧州	ファンド・	なし	
債券	(隔月)	アジア	オブ・		ロング・ショ-
一般	年12回	オセアニア	ファンズ		ト型 / 絶対収益
公債	(毎月)	中南米			追求型
社債	日々	アフリカ			
その他債券	その他	中近東			その他
クレジット属性		(中東)			
不動産投信		エマージング			
その他資産					
(投資信託証券)					
資産複合					
資産配分固定型					
資産配分変更型					

<各分類および区分の定義>

・商品分類

単位型投信・追加型投信の区分	追加型投信	一度設定されたファンドであってもその後追加設定が行なわれ従来の信託財産とともに運用されるファンドをいう。
投資対象地域による区分	海外	目論見書又は投資信託約款において、組入資産による主たる投資収益が実質的に海外の資産を源泉とする旨の記載があるものをいう。
投資対象資産による区分	株式	目論見書又は投資信託約款において、組入資産による主たる投資収益が実質的に株式を源泉とする旨の記載があるものをいう。
補足分類	特殊型 (ロング・ショート型)	目論見書又は投資信託約款において、投資者に対して注意を喚起することが必要と思われる特殊な仕組みあるいは運用手法(ロング・ショート戦略)の記載があるものをいう。

・属性区分

投資対象資産による属性区分	その他資産(投資信託証券)	目論見書又は投資信託約款において、主として投資信託証券に投資する旨の記載があるものをいう。
決算頻度による属性区分	年2回	目論見書又は投資信託約款において、年2回決算する旨の記載があるものをいう。
投資対象地域による属性区分	北米 中南米	目論見書又は投資信託約款において、組入資産による投資収益が北米地域および中南米地域の資産を源泉とする旨の記載があるものをいう。
投資形態による属性区分	ファミリーファンド	目論見書又は投資信託約款において、親投資信託(ファンド・オブ・ファンズにのみ投資されるものを除く。)を投資対象として投資するものをいう。
為替ヘッジによる属性区分	為替ヘッジあり (フルヘッジ)	目論見書又は投資信託約款において、為替のフルヘッジ又は一部の資産に為替のヘッジを行なう旨の記載があるものをいう。なお、「為替ヘッジ」とは、対円での為替リスクに対するヘッジの有無をいう。
特殊型による属性区分	ロング・ショート型	目論見書又は投資信託約款において、ロング・ショート戦略により収益の追求を目指す旨の記載があるものをいう。

当ファンドは、ファミリーファンド方式で運用され、かつマザーファンドはファンド・オブ・ファンズ形式で運用されます。このため、組入れている資産を示す属性区分上の投資対象資産(その他資産(投資信託証券))と収益の源泉となる資産を示す商品分類上の投資対象資産(株式)とが異なります。

上記は、一般社団法人投資信託協会の定義を基に委託会社が作成したものを含みます。なお、上記以外の商品分類・属性区分の定義については、一般社団法人投資信託協会のホームページ(<http://www.toushin.or.jp/>)をご参照ください。

信託金の限度額は、600億円です。ただし、委託会社は受託会社と合意のうえ、当該限度額を変更することができます。

当ファンドの運用戦略に適した運用規模・運用効率を勘案し、市場環境や資金流入の動向に応じて信託金の限度額を下回る段階で購入申込の受付を停止する場合があります。

ファンドの特色（当ファンドおよびマザーファンドの特色）

- a. アメリカ大陸株式（米国、カナダおよびラテンアメリカ諸国の株式）等を投資対象として、ロングショート（買い建て・売り建て）ポジションを構築することにより、市場動向に左右されない投資収益の達成を目標に運用を行ないます。

アメリカズ・ロングショート・マザーファンド受益証券への投資を通じて、主として米国、カナダおよびラテンアメリカ諸国の株式および株式関連の派生商品等に投資し、ロングショート（買い建て・売り建て）ポジションを構築する投資信託証券を実質的な主要投資対象とします。副次的な投資対象として、米国の短中期国債等に投資する投資信託証券にも投資を行ないます。通常、実質的な主要投資対象ファンドへの投資割合を高位に保ちます。

各投資信託証券への投資割合は、原則として市況動向および各投資信託証券の収益性等を勘案して委託会社が決定します。

実質的な主要投資対象ファンドは、米国、カナダおよびラテンアメリカ諸国の中小型株を含む約4,000の幅広い株式を投資候補銘柄とします。また、投資にあたってはデリバティブ取引（スワップなど）を活用します。

上記の投資候補銘柄数は、今後変更になる可能性があります。

買い建て額と売り建て額の合計であるグロスポジションは、実質的な主要投資対象ファンドの純資産総額の200～800%の範囲内とします。

実質的な主要投資対象ファンドの投資手法およびグロスポジションの割合は将来変更になる場合があります。

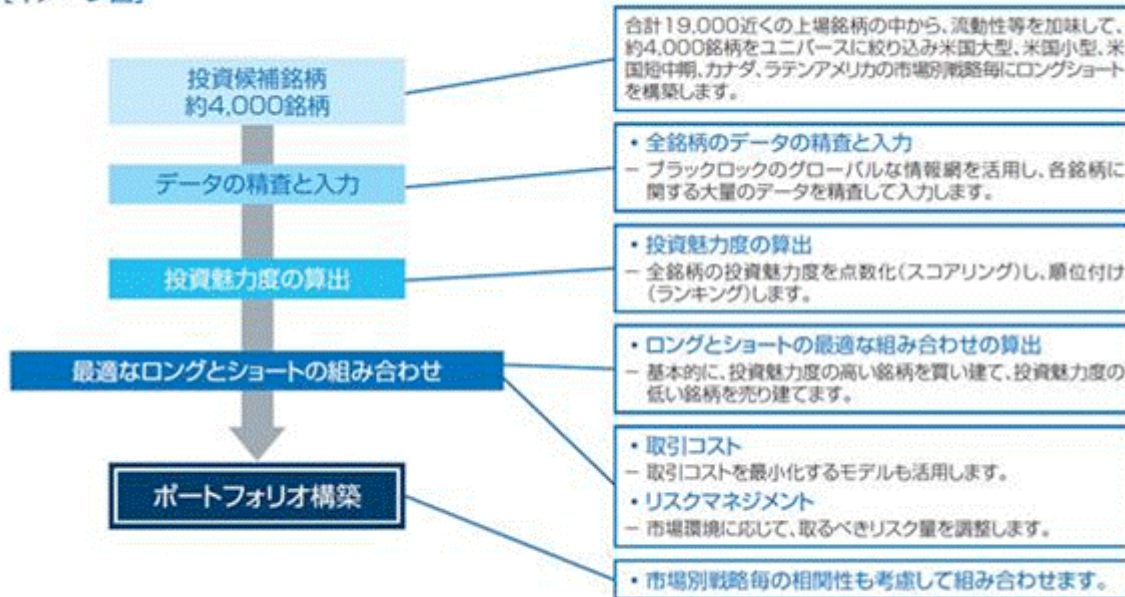
実質的な主要投資対象ファンドのロングショート戦略は、ブラックロック独自の計量モデルを活用することで運用を行ないます。

計量モデルとは、市場や株価の動きを計量的な数式で捉えようとするものです。大量の投資情報を活用し、リターン獲得を図るためのツールです。

<実質的な主要投資対象ファンドの運用プロセス>

独自の計量モデルを活用し、ロングショート戦略によりポートフォリオを構築します。

[イメージ図]



※上記の投資候補銘柄数は、今後変更になる可能性があります。
 ※資金動向、市況動向等によっては上記のような運用ができない場合があります。
 ※実質的な主要投資対象ファンドの運用プロセスは変更となる場合があります。

b. ファンドは、アメリカズ・ロングショート・マザーファンドをマザーファンドとするファミリーファンド方式で運用します。

ファンドは、マザーファンドを通じて、投資信託証券を投資対象とするファンド・オブ・ファンズです。

マザーファンドは「B S F ブラックロック・アメリカズ・ダイバーシファイド・エクイティ・アブソルート・リターン・ファンド^{*1}」と「I C S ブラックロック・ICS・USTレジャーリー・ファンド^{*2}」に投資します。

*1 正式名称は、「ブラックロック・ストラテジック・ファンズ(ルクセンブルグ籍投資法人) ブラックロック・アメリカズ・ダイバーシファイド・エクイティ・アブソルート・リターン・ファンド クラスX投資証券」です。

*2 正式名称は、「インスティテューショナル・キャッシュ・シリーズplc(アイルランド籍投資法人) ブラックロック・ICS・USTレジャーリー・ファンド エージェンシークラス投資証券」です。

<ファンドの仕組み>



投資対象ファンドは、委託会社の判断により適宜見直しを行なうことがあります。

- c. 実質外貨建資産については、為替ヘッジにより為替変動リスクの低減を図ることを基本とします。

当ファンドは、マザーファンドが投資する米ドル建て投資信託証券等(実質外貨建資産)に対して対円の為替ヘッジを行いません。

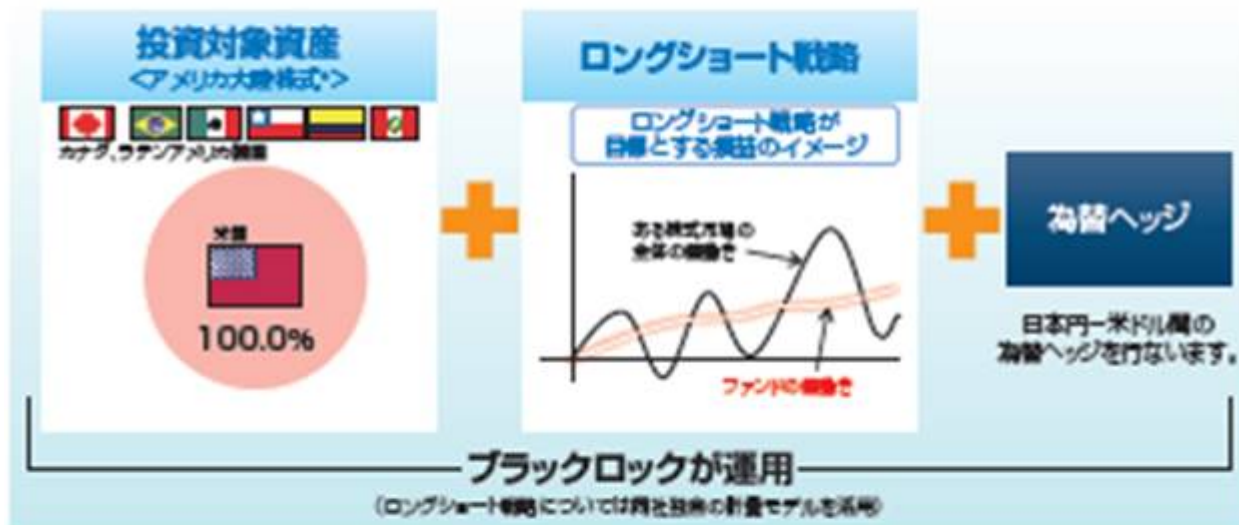
また、実質的な主要投資対象ファンドは現地通貨建てで投資を行なう場合があり、通常は現地通貨にかかる為替変動リスクは、ロングショート戦略において相殺されますが、ロングポジションとショートポジションの割合が一致しない等の場合には米ドルに対する現地通貨の為替レートの変動が、間接的に当ファンドの運用成果に影響を与えます。

(追加的記載事項)

当ファンドの投資戦略のポイント

- アメリカ大株株式*を投資対象とした、ロングショート戦略を用います。
- 市場動向に左右されない投資収益の達成を目標に運用を行ないます。

【イメージ図】



*アメリカ大株株式とは米国、カナダおよびラテンアメリカ諸国の株式を指します。

※ 上記投資対象資産の比率は、実質的な主要投資対象ファンドの2020年12月末の国地域別投資比率であり、運用状況により変動します。なお、投資比率は実質的な主要投資対象ファンドにおける投資比率であり、当ファンドにおける実質投資比率とは異なります。また、円換入の関係で比率の合計が100にならない場合があります。

※ 上記は、当ファンドをご理解頂くことを目的に作成したイメージ図であり、当ファンドの運用すべてを網羅しているものとは限りません。

投資魅力度の算出について

- 独自の情報分析力と計量運用のノウハウを駆使し、大量の投資情報を迅速に入手、分析します。
- 企業分析や割安度分析などの中長期的な情報に加えて、市場分析による短期的な投資家動向等の情報を踏まえて、投資魅力度を算出します。さらに米国市場においては、短中期的な投資戦略として、株価の歪みや、コーポレートアクション等のイベントに対する短期的なモメンタムにも着眼します。

投資魅力度算出の主な着眼点



※投資魅力度の算出に際しては、上記以外の項目に着眼する場合があります。

※資金動向、市場動向等によっては上記のような運用ができない場合があります。運用プロセスは変更がある場合があります。

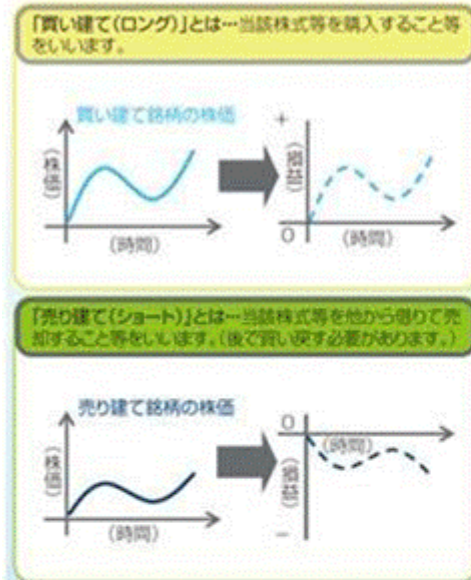
ロングショート戦略とは

- ロングショート戦略とは、相対的に投資魅力度の高い資産を買い建て（ロング）、相対的に投資魅力度が低い資産を売り建て（ショート）する投資手法をいいます。

「買い建て」銘柄の方が「売り建て」銘柄よりも良いパフォーマンスの場合にロングショート戦略全体としての損益はプラスになります（逆の場合には、損益はマイナスになります）。

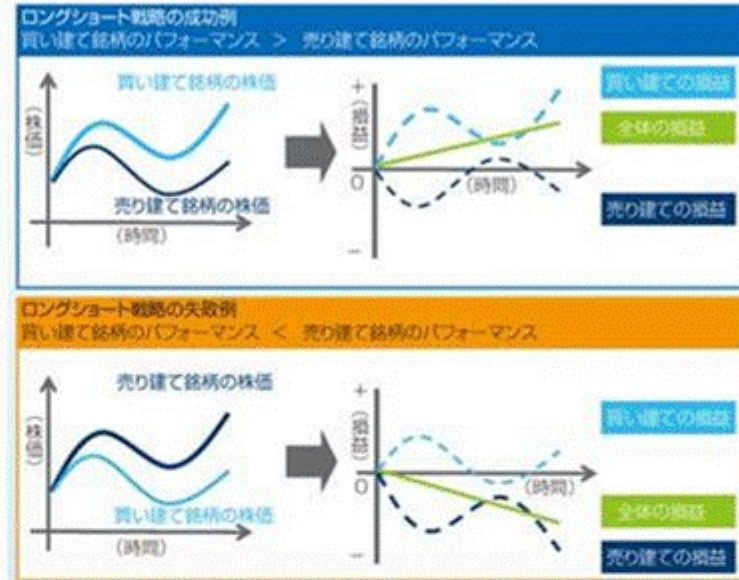
「買い建て」と「売り建て」について

[イメージ図]



ロングショート戦略による損益①

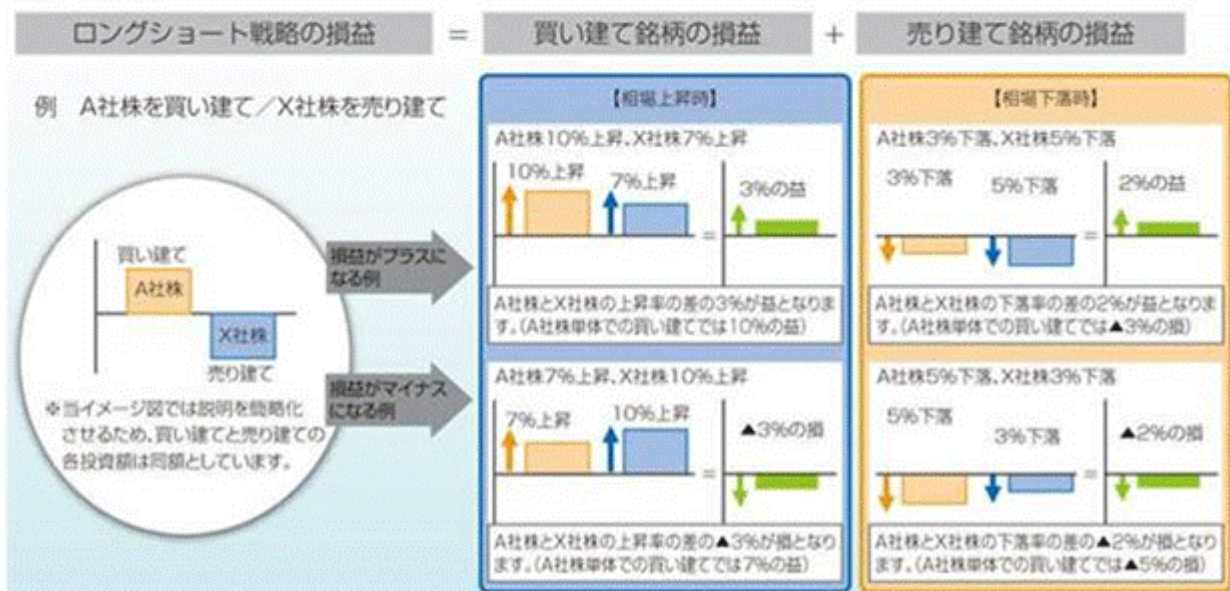
[イメージ図]



ロングショート戦略による損益②

- 買い建てと売り建てを同時に実施することで、株式市場全体の上昇・下落による影響を軽減させ、投資銘柄固有の価格変動から得られる収益を効率的に獲得することを目指します。

[イメージ図]



実質的な主要投資対象ファンドの概要

ファンド名	ブラックロック・ストラテジック・ファンズ ブラックロック・アメリカズ・ダイバーシファイド・エクイティ・アブソルート・リターン・ファンド
形態	ルクセンブルグ籍(オープン・エンド型)会社型外国投資証券(米ドル建て)
投資目的および投資態度	ファンドは株式等に投資するロングショート(買い建ておよび売り建て)ポジションを構築することにより、市場動向に係わらずプラスのアブソルート・リターンの追求を目指します。 ファンドの純資産の少なくとも70%を米国、カナダおよびラテンアメリカ諸国の株式もしくは株式関連の派生商品等へ投資を行ないます。 ファンドは、投資対象とする株式市場へのネットエクスポージャーを最小限にすることを旨として、広く分散投資を行ないます。
設定日	2012年2月17日
管理会社	ブラックロック(ルクセンブルグ)エス・エー
投資顧問会社	ブラックロック・インスティテューショナル・トラスト・カンパニー、エヌ・エイ。

(2) 【ファンドの沿革】

2012年11月30日

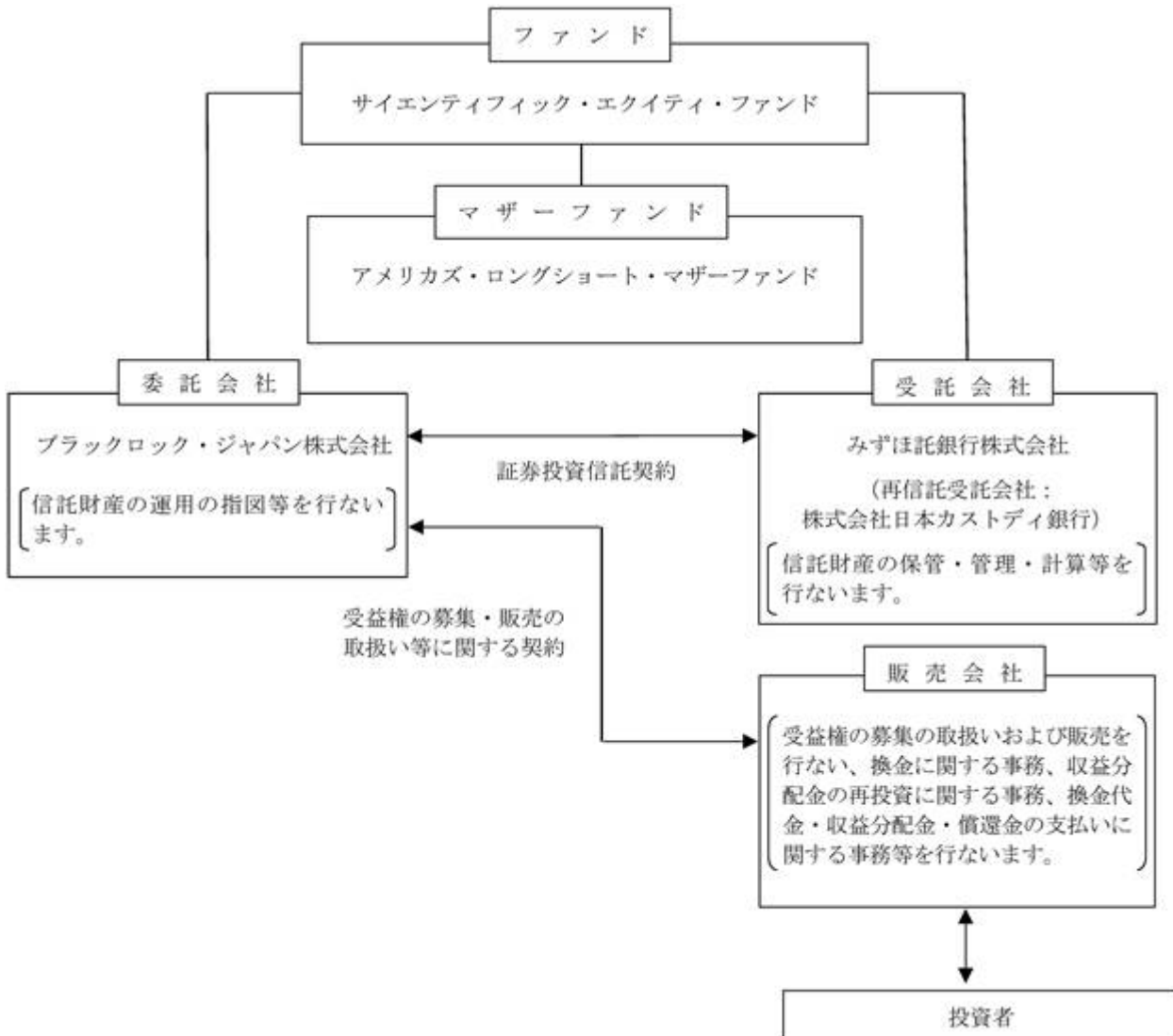
信託契約締結、ファンドの設定日、運用開始

2017年3月18日

マザーファンド名称を「ブラックロック・アメリカズ・ロングショート・マザーファンド」から「アメリカズ・ロングショート・マザーファンド」に変更

(3) 【ファンドの仕組み】

ファンドの仕組み



< 契約等の概要 >

a. 「証券投資信託契約」

ファンドの設定・運営に関する事項、信託財産の運用・管理に関する事項、委託会社および受託会社の業務に関する事項、投資者に関する事項等について規定しています。

b. 「受益権の募集・販売の取扱い等に関する契約」

委託会社が販売会社に委託する受益権の募集販売の取扱い、換金事務、投資者に対する収益分配金および換金代金の支払い、その他これらの業務に付随する業務等について規定しています。

< 委託会社の概況 >

2020年12月末現在の委託会社の概況は、以下のとおりです。

a . 資本金 3,120百万円

b . 沿革

1985年1月	メリルリンチ投資顧問株式会社 (後のメリルリンチ・インベストメント・マネジャーズ株式会社)設立 1987年3月 証券投資顧問業者として登録 1987年6月 投資一任業務認可を取得 1997年12月 投資信託委託業務免許を取得
1988年3月	パークレイズ・デザート・ウェッド投資顧問株式会社 (後のパークレイズ・グローバル・インベスターズ株式会社)設立 1988年6月 証券投資顧問業者として登録 1989年1月 投資一任業務認可を取得 1998年3月 投資信託委託業務免許を取得
1999年4月	野村ブラックロック・アセット・マネジメント株式会社 (後のブラックロック・ジャパン株式会社)設立 1999年6月 証券投資顧問業者として登録 1999年8月 投資一任業務認可を取得
2006年10月	メリルリンチ・インベストメント・マネジャーズ株式会社を存続会社として、 ブラックロック・ジャパン株式会社と合併 新会社商号:「ブラックロック・ジャパン株式会社」
2009年12月	パークレイズ・グローバル・インベスターズ株式会社を存続会社として、 ブラックロック・ジャパン株式会社と合併 新会社商号:「ブラックロック・ジャパン株式会社」

c . 大株主の状況

株主名	住所	所有 株式数	所有比率
ブラックロック・ジャパン・ ホールディングス合同会社	東京都千代田区丸の内一丁目8番3号	15,000株	100%

2【投資方針】

(1)【投資方針】

アメリカズ・ロングショート・マザーファンド受益証券への投資を通じて、主として米国、カナダおよびラテンアメリカ諸国の株式および株式関連の派生商品等に投資し、ロングショート（売建および買建）ポジションを構築することにより市場動向に左右されない投資収益を追求する投資信託証券に投資を行いません。副次的な投資対象として、短期債券等に投資する投資信託証券にも投資を行いません。投資対象とする投資信託証券は、別に定めるブラックロック・グループの運用会社が運用するものとします。

実質外貨建資産については、為替ヘッジにより為替変動リスクの低減を図ることを基本とします。

資金動向、市況動向、残存信託期間等によっては、上記のような運用ができない場合もあります。

委託会社は、自己又は第三者の利益を図るために投資者の利益を害することとなる潜在的なおそれのある取引を行ない又は行なうことがある場合、投資者の利益を害しないことを確保するため、売買執行管理規程等の社内規程により管理します。

<参考> マザーファンドの運用の基本方針

アメリカズ・ロングショート・マザーファンド

- 運用の基本方針 -

1. 基本方針

この投資信託は、市場動向に左右されない投資収益の達成を目標に運用を行いません。

2. 運用方法

(1) 投資対象

主として米国、カナダおよびラテンアメリカ諸国の株式および株式関連の派生商品等に投資し、ロング・ショート（売建および買建）ポジションを構築することにより市場動向に左右されない投資収益を追求する投資信託証券に投資を行いません。副次的な投資対象として、短期債券等に投資する投資信託証券にも投資を行いません。投資信託証券には、国内投資信託または外国投資信託の受益証券、投資証券、または外国投資証券が含まれます。

(2) 投資態度

主として米国、カナダおよびラテンアメリカ諸国の株式および株式関連の派生商品等に投資し、ロング・ショート（売建および買建）ポジションを構築することにより市場動向に左右されない投資収益を追求する投資信託証券（以下、「主要投資対象ファンド」といいます。）に投資を行いません。副次的な投資対象として、短期債券等に投資する投資信託証券にも投資を行いません。投資対象とする投資信託証券は、別に定めるブラックロック・グループの運用会社が運用するものとします。

各投資信託証券への投資割合は、原則として市況動向および各投資信託証券の収益性等を勘案して委託会社が決定します。通常、主要投資対象ファンドへの投資割合を高位に保ちます。

別に定める投資信託証券は、委託会社の判断により、変更することがあります。

外貨建資産については、為替ヘッジにより為替変動リスクの低減を図ることを基本とします。

資金動向、市場動向、残存信託期間等によっては、上記のような運用ができない場合もあります。

(3) 投資制限

投資信託証券および短期金融商品（短期運用の有価証券を含みます。）以外への直接投資は行ないません。

投資信託証券への投資割合には制限を設けません。

外貨建資産への投資割合には制限を設けません。

一般社団法人投資信託協会規則に定める一の者に係る株式等エクスポージャー、債券等エクスポージャーおよびデリバティブ等エクスポージャーの信託財産の純資産総額に対する比率は、原則としてそれぞれ10%、合計で20%を超えないものとし、当該比率を超えることとなった場合には、同規則にしたがい当該比率以内となるよう調整を行いません。

(2)【投資対象】

投資対象とする資産の種類

この信託において投資の対象とする資産の種類は、次に掲げる特定資産（「特定資産」とは、投資信託及び投資法人に関する法律（以下「投信法」といいます。）第2条第1項で定めるものをいいます。以下同じ。）とします。

- a．有価証券
- b．金銭債権
- c．約束手形（手形割引市場において売買される手形に限ります。）

投資対象とする有価証券

委託会社は、信託金を、主としてアメリカズ・ロングショート・マザーファンド受益証券のほか、次の有価証券（金融商品取引法第2条第2項の規定により有価証券とみなされる同項各号に掲げる権利を除きます。）に投資することを指図します。

- a．国債証券
- b．地方債証券
- c．特別の法律により法人の発行する債券および社債券（新株引受権証券と社債券とが一体となった新株引受権付社債券の新株引受権証券および短期社債券を除きます。）
- d．短期社債等（社債、株式等の振替に関する法律第66条第1号に規定する短期社債、保険業法第61条の10第1項に規定する短期社債、資産の流動化に関する法律第2条第8項に関する特定短期社債、信用金庫法第54条の4第1項に規定する短期債および農林中央金庫法第62条の2第1項に規定する短期農林債をいいます。）
- e．コマーシャル・ペーパー
- f．外国または外国の者の発行する証券または証書で、前各号の証券または証書の性質を有するもの
- g．外国法人が発行する譲渡性預金証書

なお、a．からc．の証券を以下「公社債」といい、公社債にかかる運用の指図は買い現先取引(売戻し条件付の買い入れ)および債券貸借取引(現金担保付き債券借入れ)に限り行なうことができるものとします。

投資対象とする金融商品

このファンドの設定、換金、償還、投資環境の変動等への対応等、委託会社が運用上必要と認めるときには、有価証券のほか、次に掲げる金融商品（金融商品取引法第2条第2項の規定により有価証券とみなされる同項各号に掲げる権利を含みます。）により運用を指図することができます。

- a．預金
- b．指定金銭信託（金融商品取引法第2条第1項第14号に規定する受益証券発行信託を除きます。）
- c．コール・ローン
- d．手形割引市場において売買される手形

マザーファンドの投資対象ファンドの概要

(a) B S F ブラックロック・アメリカズ・ダイバーシファイド・エクイティ・アブソルート・リターン・ファンド

形態	ルクセンブルグ籍（オープン・エンド型）会社型外国投資証券（米ドル建て）
投資目的および投資態度	ファンドは株式等に投資するロングショート（買い建ておよび売り建て）ポジションを構築することにより、市場動向に係わらずプラスのアブソルート・リターンの追求を目指します。ファンドの純資産の少なくとも70%を米国、カナダおよびラテンアメリカ諸国の株式もしくは株式関連の派生商品等へ投資を行ないます。ファンドは、投資対象とする株式市場へのネットエクスポージャーを最小限にすることを旨として、広く分散投資を行ないます。
設定日	2012年2月17日
存続期間	無期限
主な投資対象	米国、カナダおよびラテンアメリカ諸国の株式もしくは株式関連の派生商品等に投資します。
主な投資制限	<ul style="list-style-type: none"> ・同一発行体の譲渡性のある証券への投資は、原則としてファンドの純資産総額の10%以下とします。 ・純資産総額の5%を超えて投資しているすべての発行体について、ファンドが保有する譲渡性のある証券の総額は原則として純資産総額の40%を超えないものとします。
管理報酬	ありません。(注)
その他費用	管理業務会社、保管会社および名義書換事務代行会社への報酬等および事務諸費に要する費用についてはファンドから差し引かれます。
決算日	年1回（原則として5月末日）に決算を行ないます。
収益分配方針	原則として、分配を行ないません。
申込手数料	ありません。
管理会社	ブラックロック（ルクセンブルグ）エス・エー
投資顧問会社	ブラックロック・インスティテューショナル・トラスト・カンパニー、エヌ・エイ。
保管会社	ステート・ストリート・バンク・インターナショナルGmbH

(注) 投資対象ファンドにかかる報酬相当額は、委託会社の信託報酬より支払われます。

(b) ICS ブラックロック・ICS・USTレジャーリー・ファンド

形態	アイルランド籍(オープン・エンド型)会社型外国投資証券(米ドル建て)
投資目的および投資態度	ファンドは、流動性と元本の安定性を確保しつつ、安定的なインカム水準を追求します。 ファンドは、米国短中期国債、米国政府によって発行されるその他債務権および現先取引に投資をします。現先取引の活用により流動性を確保します。
設定日	2008年9月29日
存続期間	無期限
主な投資対象	主としてファンドは、米国短中期国債、米国政府によって発行されるその他債務権および現先取引を主要投資対象とします。
主な投資制限	<ul style="list-style-type: none"> ・同一発行体の譲渡性のある証券もしくは短期金融商品への投資は原則としてファンドの純資産総額の10%以下とします。 ・純資産総額の10%を超えて資金の借り入れは行ないません。
管理報酬 その他費用	管理報酬、保管報酬および事務の処理に要する諸費用がファンドから差し引かれます。
決算日	年1回(原則として9月30日)に決算を行ないます。
収益分配方針	原則として、分配を行ないません。
申込手数料	ありません。
管理会社	ブラックロック・アセット・マネジメント・アイルランド・リミテッド
投資顧問会社	ブラックロック・キャピタル・マネジメント・インク
保管会社	JPMorgan Bank (アイルランド) ピー・エル・シー

(3) 【運用体制】

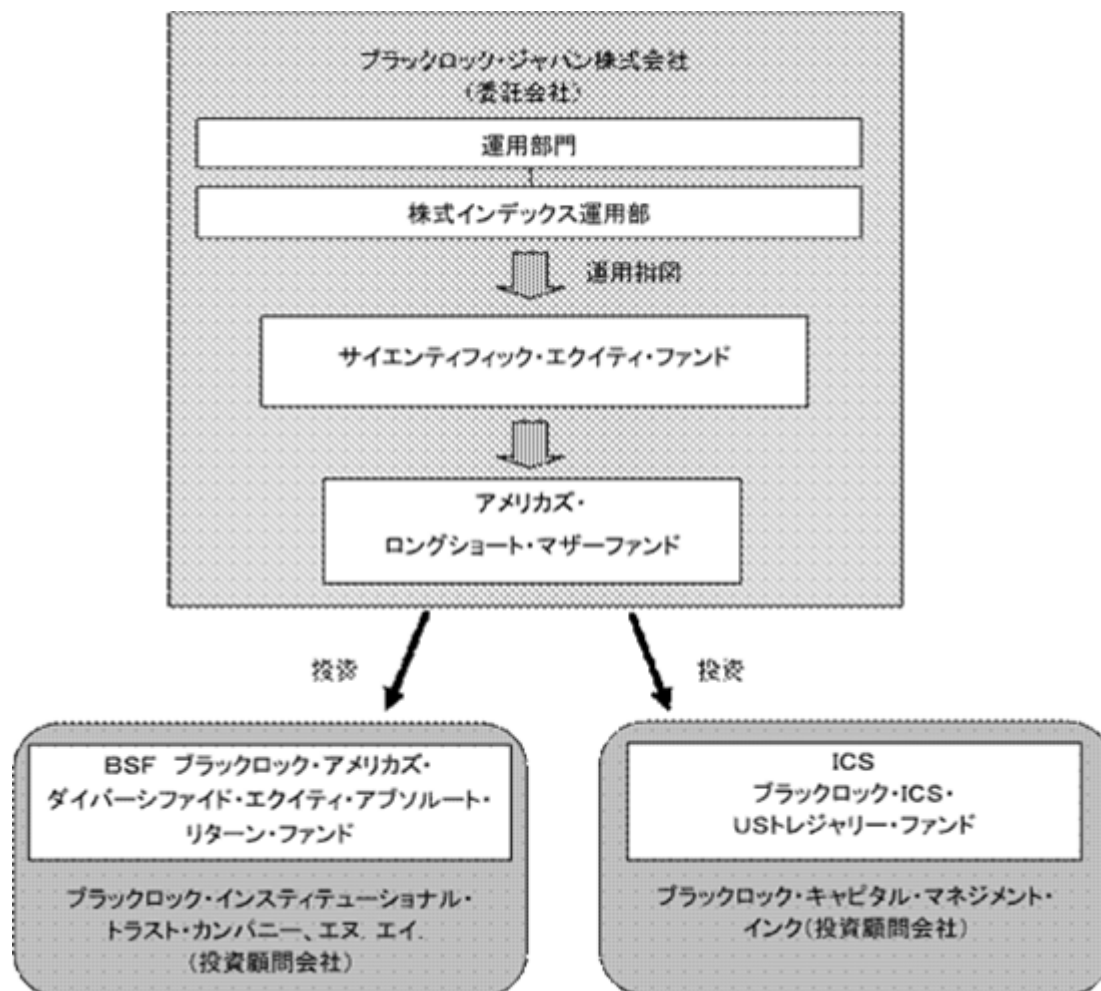
ファンドの運用・管理の各業務の役割分担を社内規程により定めております。

ファンドの運用については委託会社の運用部門が統括しています。

社内には内部監査を担当する部門、ファンドの運用状況やリスク状況等をモニターし、関連部署にフィードバックする部門、或いは投資委員会等開催により、各ファンドの投資方針等にしがって運用が行なわれているか確認する組織、機能が確立しています。

当ファンドの運用は、株式インデックス運用部（当ファンド担当：8名程度）が担当いたします。

運用体制図



運用体制等は、変更となる場合があります。

ブラックロック・グループ

ブラックロック・グループは、運用資産残高約8.68兆ドル^{*}（約896兆円）を持つ世界最大級の独立系資産運用グループであり、当社はその日本法人です。

当グループは、世界各国の機関投資家および個人投資家のため、株式、債券、キャッシュ・マネジメントおよびオルタナティブ商品といった様々な資産クラスの運用を行なっております。また、機関投資家向けに、リスク管理、投資システム・アウトソーシングおよびファイナンシャル・アドバイザー・サービスの提供を行なっております。

* 2020年12月末現在。（円換算レートは1ドル=103.245円を使用）

(4)【分配方針】

収益分配方針

年2回の毎決算時(原則として6月20日および12月20日。休業日の場合は翌営業日。)に、原則として以下の方針に基づき、分配を行ないます。

a. 分配対象額の範囲

分配対象額の範囲は、経費控除後の繰越分を含めた利子・配当等収益および売買損益(繰越欠損補填後、評価損益を含みます。)等の全額とします。

b. 分配対象収益についての分配方針

分配金額は、委託会社が基準価額水準、市況動向等を勘案して決定します。基準価額水準、市況動向等によっては分配を行なわないことがあります。将来の分配金の支払いおよびその金額について保証するものではありません。

c. 留保益の運用方針

留保益の運用については特に制限を設けず、委託会社の判断に基づき、元本部分と同一の運用を行ないます。

収益の分配

a. 信託財産から生じる毎計算期末における利益は、次の方法により処理するものとします。

(a) 利子、配当金およびこれ等に類する収益から支払利息を控除した額(以下「配当等収益」といいます。)は、諸経費、諸費用(消費税に相当する金額および地方消費税に相当する金額(以下「消費税相当額」といいます。))を含みます。以下同じ。)、信託報酬(消費税等相当額を含みます。以下同じ。)を控除した後、その残額を投資者に分配することができます。なお、次期以降の分配に充てるため、その一部を分配準備積立金として積み立てることができます。

(b) 売買損益に評価損益を加減した利益金額(以下「売買益」といいます。)は、諸経費、諸費用および信託報酬を控除し、繰越欠損金のあるときは、その全額を売買益をもって補てんした後、投資者に分配することができます。なお、次期以降の分配に充てるため、分配準備積立金として積み立てることができます。

b. 毎計算期末において、信託財産につき生じた損失は、次期に繰り越すものとします。

収益分配金の支払い

a. 支払時期と支払場所

(a) 一般コースの場合

毎計算期間終了日後1ヵ月以内の委託会社の指定する日(原則として5営業日以内)に、毎計算期間の末日において振替機関等の振替口座簿に記載または記録されている投資者にお支払いを開始します。収益分配金は販売会社の営業所等において支払います。

(b) 累積投資コースの場合

累積投資契約に基づき、受託会社が委託会社の指定する預金口座等に払い込むことにより、原則として毎計算期間終了日の翌営業日に収益分配金が販売会社に支払われます。この場合、販売会社は投資者に対し遅滞なく収益分配金の再投資にかかる受益権の売り付けを行ないます。当該売り付けにより増加した受益権は、振替口座簿に記載または記録されます。

b. 時効

投資者が、a.(a)に規定する支払開始日から5年間支払い請求を行なわない場合はその権利を失い、委託会社が受託会社から交付を受けた金銭は委託会社に帰属します。

(5)【投資制限】

以下は当ファンドの約款で定める投資制限です。

投資信託証券および短期金融商品（短期運用の有価証券を含みます。）以外への直接投資は行ないません。

投資信託証券への投資制限

投資信託証券への実質投資割合には制限を設けません。

外貨建資産への投資制限

外貨建資産への実質投資割合には、制限を設けません。

特別の場合の外貨建有価証券への投資制限

外貨建有価証券への投資については、わが国の国際収支上の理由等により、特に必要と認められる場合には、制約されることがあります。

公社債の借入れ

- a. 委託会社は、信託財産の効率的な運用に資するため、公社債の借入れの指図をすることができます。なお、当該公社債の借入れを行なうにあたり担保の提供が必要と認められた時は、担保の提供の指図を行なうものとします。
- b. a. の指図は、当該借入れにかかる公社債の時価総額が信託財産の純資産総額の範囲内とします。
- c. 信託財産の換金等の事由により、b. の借入れにかかる公社債の時価総額が信託財産の純資産総額を超えることとなった場合には、委託会社は速やかに、その超える額に相当する借入れた公社債の一部を返還するための指図をするものとします。
- d. a. の借入れにかかる品借料は信託財産中から支弁します。

外国為替予約の指図および範囲

委託会社は、信託財産に属する外貨建資産とマザーファンドの信託財産に属する外貨建資産のうち信託財産に属するとみなした額（信託財産に属するマザーファンドの時価総額にマザーファンドの信託財産の純資産総額に占める外貨建資産の時価総額の割合を乗じて得た額をいいます。）との合計額について、当該外貨建資産の為替ヘッジのため、外国為替の売買の予約取引の指図をすることができます。

信用リスク集中回避のための投資制限

一般社団法人投資信託協会規則に定める一の者に係る株式等エクスポージャー、債券等エクスポージャーおよびデリバティブ等エクスポージャーの信託財産の純資産総額に対する比率は、原則として、それぞれ10%、合計で20%を超えないものとし、当該比率を超えることとなった場合には、同規則にしたがい当該比率以内となるよう調整を行ないます。

資金の借入れ

- a. 委託会社は、信託財産の効率的な運用ならびに運用の安定性に資するため、換金に伴う支払資金の手当て（換金に伴う支払資金の手当てのために借入れた資金の返済を含みます。）を目的として、または再投資にかかる収益分配金の支払資金の手当てを目的として、資金借入れ（コール市場を通じる場合を含みます。）の指図をすることができます。なお、当該借入金をもって有価証券等の運用は行なわないものとします。
- b. 換金に伴う支払資金の手当てにかかる借入期間は、投資者への換金代金支払開始日から信託財産で保有する有価証券等の売却代金の受渡日までの間または投資者への換金代金支払開始日から信託財産で保有する有価証券等の換金代金入金日までの間もしくは投資者への換金代金支払開始日から信託財産で保有する有価証券等の償還金の入金日までの期間が5営業日以内である場合の当該期間とし、資金借入額は当該有価証券等の売却または換金代金および有価証券等の償還金の合計額を限度とします。

ただし、資金の借入額は、借入れ指図を行なう日における信託財産の純資産総額の10%を超えないこととします。
- c. 収益分配金の再投資にかかる借入期間は信託財産から収益分配金が支弁される日からその翌営業日までとし、資金借入額は収益分配金の再投資額を限度とします。
- d. 借入金の利息は信託財産中より支弁します。

3【投資リスク】

(1) 投資リスク

ファンドの基準価額は、組入れられている有価証券の値動きの他、為替変動による影響を受けます。これらの信託財産の運用により生じた損益はすべて投資者の皆様へ帰属します。したがって、当ファンドは元金および元金からの収益の確保が保証されているものではなく、基準価額の下落により投資者は損失を被り、元金を割り込むことがあります。また、投資信託は預貯金と異なります。

当ファンドにかかる主なリスクは以下の通りです。

基準価額の変動要因

a．ロングショート戦略によるリスク

当ファンドの実質的な主要投資対象ファンドは、計量モデルを活用したロングショート戦略による運用を行なうことで投資収益を追求しますが、当戦略がその目的を達成できる保証はありません。ロング（買い建て）した銘柄の価格が下落した場合、もしくはショート（売り建て）した銘柄の価格が上昇した場合は損失が発生し、それに伴い当ファンドの基準価額が下落する可能性があります。またロングとショートの双方で損失した場合は、通常想定される以上に当ファンドの運用成果に影響を被る可能性があります。

b．株式の価格変動リスク

当ファンドの実質的な主要投資対象ファンドは、米国、カナダおよびラテンアメリカ諸国の発行体が発行する株式および株式関連の派生商品に投資を行ないます。したがって、米国、カナダおよびラテンアメリカ諸国の経済・市場動向または投資対象企業の経営・財務状況に応じて、株式あるいは株式関連の派生商品の価格等が変動し、当ファンドの運用成果に影響を与えます。

(中小型株式投資のリスク)

当ファンドの実質的な主要投資対象ファンドは、株式市場平均に比べ時価総額の小さな企業の株式および株式関連の派生商品にも投資を行ないます。これらの企業への投資は、株式市場全体の平均に比べて結果としてより大きな値上がりもしくは値下がりとなる可能性があります。これは比較的小規模の企業は大規模の企業に比べ収益の変動が大きくなる傾向があることに加え、株式市場における需給関係の変動の影響を受けやすいためです。

(カンントリー・リスク)

当ファンドの実質的な主要投資対象ファンドはラテンアメリカ諸国の株式市場にも投資をします。ラテンアメリカ諸国のようなエマージング諸国の経済は、先進諸国に比べて不安定であり、その株式市場を取り巻く社会的・経済的環境はより不透明な場合が多く、エマージング諸国の政府は自国経済を規制または監督する上で大きな影響力を行使することがあります。したがって、主として先進国市場に投資する場合に比べて、投資先の国の政治・経済事情、通貨・資本規制等の要因により、より大幅に株価が変動することが考えられ、それに伴い当ファンドの運用成果に影響を与えます。

c．デリバティブ取引のリスク

当ファンドの実質的な主要投資対象ファンドは、株式関連の派生商品（先物・スワップなど）に投資を行ないます。先物・スワップなどのデリバティブ取引は、現物資産への投資に代わって投資目的を効率的に達成するために用いられ、あるいは価格変動による影響を回避するために用いられませんが、その目的が達成される保証はなく、損失が発生する可能性があります。デリバティブ取引はコストとリスクが伴い、当ファンドの運用成果に影響を与えます。

（レバレッジ・リスク）

デリバティブ取引では、一般的に想定元本に対して比較的小額の証拠金・担保金等を取引相手に差入れることで、より大きな金額の取引を行いません。当ファンドの実質的な主要投資対象ファンドでは、ファンドの純資産規模を上回る金額のデリバティブ取引を行いません。その結果として、いわゆる「てこ（レバレッジ）の原理」により市場価格の変動が増幅され、大きな影響を被る可能性があります。

（デリバティブ取引の取引先に関するリスク）

デリバティブ取引の相手方が倒産等の事態に陥った場合は、取引契約が不履行となり、取引の清算の遅延等により、大きな損失を被る可能性があります。このような事態が生じた場合には当ファンドの運用成果に影響を与えます。

d．為替変動リスク

当ファンドのマザーファンドは、為替変動リスクの低減を図ることを目指し、原則として外貨建資産に対して為替ヘッジを行いませんが、為替変動による影響の全てを回避することはできません。また、ヘッジ対象通貨の金利が円金利よりも高い場合、ヘッジ・コストがかかります。

なお、実質的な主要投資対象ファンドは現地通貨建てで投資を行なう場合があります。通常は現地通貨にかかる為替変動リスクは、ロングショート戦略において相殺されますが、ロングポジションとショートポジションの割合が一致しない等の場合には米ドルに対する現地通貨の為替レートの変動が、当ファンドの運用成果に影響を与えます。

e．債券投資のリスク

当ファンドの実質的な投資対象ファンドは、債券へも投資を行いません。債券の価格は、政治、経済、社会情勢等の影響により金利が上昇すれば下落し、金利が低下すれば上昇します。したがって、金利の変動が当ファンドの運用成果に影響を与えます。また、投資した債券の発行体の財務状況により、債務不履行が生じることがあります。債務不履行が生じた場合には、債券価格が下落する等、当ファンドの運用成果に影響を与えます。

ファンド運営上のリスク

a．購入および換金の受付の中止・取消

金融商品取引所等における取引の停止、外国為替取引の停止、決済機能の停止その他やむを得ない事情があるときは、受益権の購入および換金の受付を中止する場合があります。また、この場合、既に受付けた受益権の購入および換金の受付についても取り消す場合があります。

b．ファンドの繰上償還

当ファンドは換金により受益権の口数が20億口を下回ることとなった場合、または投資者のため有利と認められる場合、その他やむを得ない事情が発生したとき等は、ファンドを償還させる場合があります。

c．法令・税制・会計等の変更

法令・税制・会計方法等は今後変更される可能性があります。

d．収益分配金に関する留意点

分配金は、預貯金の利息とは異なりファンドの純資産から支払われますので、分配金が支払われると、その金額相当分、基準価額は下がります。

分配金は、計算期間中に発生した運用収益（経費控除後の配当等収益および評価益を含む売買益）を超えて支払われる場合があります。計算期間中に運用収益があった場合においても、当該運用収益を超えて分配を行なった場合、当期決算日の基準価額は前期決算日の基準価額と比べて下落することになります。したがって、分配金の水準は必ずしも計算期間におけるファンドの収益率を示すものではありません。

投資者の個別元本の状況によっては、分配金の一部または全部が、実質的に元本の一部払戻しに相当する場合があります。個別元本とは、追加型投資信託を保有する投資者毎の取得元本のことで、投資者毎に異なります。

(2) リスクの管理体制

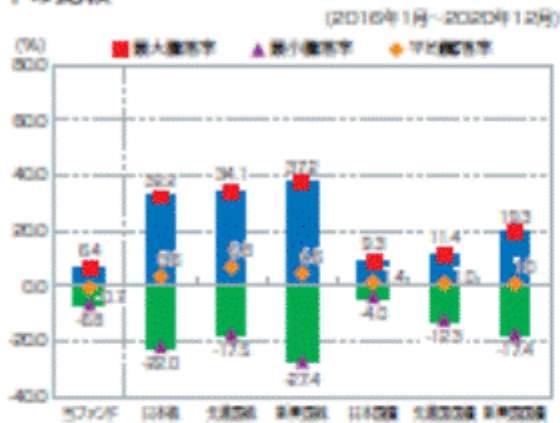
委託会社ではリスク管理を重視しており、独自開発のシステムを用いてリスク管理を行なっております。具体的には、運用担当部門とは異なる部門においてファンドの投資リスクの計測・分析、投資制限のモニタリングなどを行なうことにより、ファンドの投資リスクが運用方針に合致していることを確認し、その結果を運用担当部門にフィードバックするほか、社内関係者で共有しております。また、委託会社の業務に関するリスクについて社内規程を定めて管理を行なっております。

その他、デリバティブ取引のリスク管理として、実質的な投資対象ファンドの投資顧問会社ではリスク管理部門内に取引先リスクの管理専任部署を設置、取引先の承認、財務状況のモニタリング、並びに取引先毎の取引額のモニタリングを行なっています。

リスクの管理体制は、変更となる場合があります。

(参考情報)

当ファンドと他の代表的な資産クラスとの騰落率の比較



※上記グラフは、過去5年間の各月末における1年間の騰落率の平均最大最小を、当ファンドおよび他の代表的な資産クラスについて表示したものです。当ファンドについては、取引日の分配金を再投資したものとみなして計算しており、実際の基準価額に基づいて計算した年間騰落率とは異なる場合があります。

※全ての資産クラスが当ファンドの投資対象とは限りません。

※ファンドの年間騰落率において、過去5年間のデータが算出されない場合は以下のルールで表示しています。

①年間騰落率に該当するデータがない場合には表示されません。

②年間騰落率が算出されない期間がある場合には、算出可能な期間についてのみ表示しています。

※各資産クラスの指数

日本株—— 東証株価指数(配当込み)

先進国株—— MSCIコクサイ指数(配当込み、円ベース)

新興国株—— MSCIエマージングマーケット・インデックス(配当込み、円ベース)

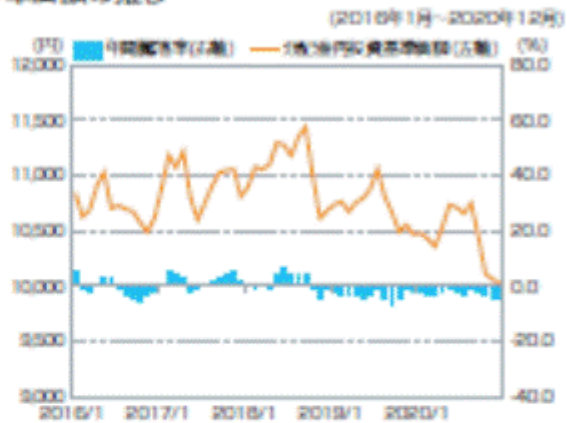
日本国債—— NOMURA-BPI国債

先進国国債—— FTSE世界国債インデックス(除く日本、円ベース)

新興国国債—— J.P.モルガン・グローバル・エマージング・マーケット・グローバル・レティバース・ファンド(円ベース)

(注)海外の指数は、為替ヘッジなしによる投資を想定して、円ベースとしております。

当ファンドの年間騰落率および分配金再投資基準価額の推移



※上記グラフは、過去5年間の各月末における分配金再投資基準価額の1年間の騰落率および分配金再投資基準価額の推移を表示したものです。

※分配金再投資基準価額は、取引日の分配金を再投資したものとみなして計算しており、実際の基準価額とは異なる場合があります。

<各指数について>

東証株価指数(配当込み)は、東京証券取引所第一部に上場されている全銘柄を対象に時価総額を指数として算出したものです。東証株価指数(配当込み)は、株式会社東京証券取引所(株)東京証券取引所の知的財産であり、この指数の算出、数値の公表、利用など東証株価指数に関するすべての権利は、(株)東京証券取引所が有しています。(株)東京証券取引所は、東証株価指数(配当込み)の算出もしくは公表の方法の変更、東証株価指数(配当込み)の算出もしくは公表の停止または東証株価指数(配当込み)の路線の変更もしくは使用の停止を行なう権利を有しています。

MSCIコクサイ指数(配当込み、円ベース)およびMSCIエマージングマーケット・インデックス(配当込み、円ベース)は、MSCI Inc.が開発、計算した株価指数です。MSCIコクサイ指数(配当込み、円ベース)は日本を除く世界の主要先進国の株式を、また、MSCIエマージングマーケット・インデックス(配当込み、円ベース)は新興国の株式を対象として算出した指数です。両指数に関する著作権、知的財産その他の一切の権利は、MSCI Inc.に帰属します。また、MSCI Inc.は両指数の内容を変更する権利及び公表を停止する権利を有しています。

NOMURA-BPI国債は、野村證券株式会社が公表している指数で、日本国債の市場全体の動向を表す投資収益指数です。両指数に関する知的財産権は野村證券株式会社に帰属します。なお、野村證券株式会社は、NOMURA-BPI国債の正確性、完全性、信頼性、有用性を保証するものではなく、NOMURA-BPI国債を用いて行なわれるブラックロック・ジャパン株式会社の事業活動・サービスに関し一切責任を負いません。

FTSE世界国債インデックス(除く日本、円ベース)は、FTSE Fixed Income LLCにより運営され、日本を除く世界主要国の国債の総合収益率を市場の時価総額で加重平均した債券インデックスです。両指数はFTSE Fixed Income LLCの知的財産であり、指数に関するすべての権利はFTSE Fixed Income LLCが有しています。

J.P.モルガン・グローバル・エマージング・マーケット・グローバル・レティバース・ファンド(円ベース)は、J.P.モルガン・セキュリティー・エスエルエルシーが発行しており、新興国の債券と通貨建ての国債を対象として算出した指数です。両指数に関する著作権はJ.P.モルガン・セキュリティー・エスエルエルシーに帰属しています。

4【手数料等及び税金】

(1)【申込手数料】

購入時の申込手数料（以下「購入時手数料」といいます。）は、購入受付日の翌営業日の基準価額に4.40%（税抜4.00%）を上限として、販売会社が独自に定める率を乗じて得た額とします。

詳細は、販売会社にお問い合わせください。

販売会社につきましては、下記にお問い合わせください。

ブラックロック・ジャパン株式会社

電話番号： 03-6703-4300（受付時間 営業日の9：00～17：00）

ホームページアドレス： www.blackrock.com/jp/

なお、購入時手数料には消費税等相当額が含まれています（以下同じ。）。

購入時手数料は、購入時の商品説明、販売に関する事務手続き等の役務の対価として販売会社にお支払いいただくものです。

分配金の受取方法により、「一般コース」、「累積投資コース」の2つのコースがあります。「累積投資コース」を選択した投資者が、分配金を再投資する場合は、無手数料とします。

(2)【換金（解約）手数料】

換金手数料

ありません。

信託財産留保額

ありません。

(3)【信託報酬等】

信託報酬の総額

計算期間を通じて毎日、信託財産の純資産総額に年2.6158%（税抜2.378%）の率を乗じて得た金額とします。

信託報酬に係る委託会社、販売会社、受託会社間の配分および当該報酬を対価とする役務の内容は次の通りとします。

	信託報酬の配分	役務の内容
委託会社	年1.76% (税抜1.60%)	ファンドの運用、基準価額の計算、運用報告書等各種書類の作成等
販売会社	年0.825% (税抜0.75%)	運用報告書等各種書類の送付、口座内でのファンドの管理、購入後の情報提供等
受託会社	年0.0308% (税抜0.028%)	運用財産の管理、委託会社からの指図の実行等

実質的な投資対象ファンドにかかる報酬相当額は、委託会社の信託報酬より支払われます。

信託報酬の支払時期と支払方法等

信託報酬は、日々計上され、毎計算期末または信託終了のとき信託財産中から支弁するものとします。

委託会社および販売会社に対する信託報酬は、ファンドから委託会社に対して支弁されます。信託報酬の販売会社への配分は、ファンドから委託会社に支弁された後、委託会社より販売会社に対して支払われます。受託会社の報酬は、ファンドから受託会社に対して支弁されます。

(4)【その他の手数料等】

信託財産において換金代金等の支払資金に不足が生じるときに資金借入れの指図を行なった場合はその都度、当該借入金の利息は信託財産中より支弁します。

信託財産に関する租税、信託事務の処理に要する諸費用および受託会社の立替えた立替金の利息（以下「諸経費」といいます。）は、投資者の負担とし、その都度、信託財産中から支弁します。

下記の諸費用（以下「諸費用」といいます。）および諸費用に係る消費税等相当額は、投資者の負担とし、信託財産中から支弁することができます。

- 1．受益権の管理事務に関連する費用
- 2．有価証券届出書、有価証券報告書等法定提出書類の作成、印刷および提出に係る費用
- 3．目論見書の作成、印刷および交付に係る費用
- 4．信託約款の作成、印刷および届出に係る費用
- 5．運用報告書の作成、印刷、交付および提出に係る費用
- 6．公告に係る費用
- 7．他の信託との併合および信託約款の変更またはファンドの償還に係る事項を記載した書面の作成、印刷および交付に係る費用
- 8．この信託の監査人、法律顧問および税務顧問に対する報酬および費用

委託会社は、年0.11%（税抜0.10%）を上限とする、上記の諸費用の金額をあらかじめ合理的に見積もった上で算出する率を毎日純資産総額に対して乗じて得た額、または上記の諸費用の金額をあらかじめ合理的に見積もった上で算出する額を、上記の諸費用の支払の合計額とみなして、ファンドから受領することができます。諸費用および諸費用に係る消費税等相当額は、日々計上され、毎計算期末または信託終了のとき信託財産中から支払われるものとします。

外貨建資産の保管等に要する費用^{*}は、その都度、信託財産中より支弁します。

^{*} 海外における保管銀行等に支払う有価証券の保管および資金の送金・資産の移転等に要する費用

実質的な投資対象ファンドに係る保管報酬および事務処理に要する諸費用が別途投資対象ファンドから支払われます。

(5) 【課税上の取扱い】

課税上は株式投資信託として取扱われます。

日本の居住者（法人を含む。）である投資者に対する課税については、以下のような取扱いとなります。

個別元本方式について

- a．追加型株式投資信託について、投資者毎の信託時の受益権の価額等（購入時手数料は含まれません。）が当該投資者の元本（「個別元本」といいます。）にあたります。
- b．投資者が同一ファンドの受益権を複数回購入した場合、個別元本は、当該投資者が追加信託を行なうつど当該投資者の受益権口数で加重平均することにより算出されます。
- c．同一ファンドを複数の販売会社で購入する場合には各販売会社毎に、個別元本の算出が行なわれません。また、同一販売会社であっても複数支店等で同一ファンドを購入する場合は当該支店等毎に個別元本の算出が行なわれる場合があります。
- d．投資者が元本払戻金（特別分配金）を受け取った場合、収益分配金発生時にその個別元本から当該元本払戻金（特別分配金）を控除した額が、その後の当該投資者の個別元本となります。（「元本払戻金（特別分配金）」については、下記「収益分配金の課税について」を参照。）

換金時および償還時の課税について

- a．個人の投資者の場合
換金時および償還時の差益（譲渡益）が課税対象となります。

b. 法人の投資者の場合

換金時および償還時の個別元本超過額が課税対象となります。

収益分配金の課税について

追加型株式投資信託の収益分配金には、課税扱いとなる「普通分配金」と、非課税扱いとなる「元本払戻金（特別分配金）」（投資者毎の元本の一部払戻しに相当する部分）の区分があります。

投資者が収益分配金を受け取る際、当該収益分配金落ち後の基準価額が当該投資者の個別元本と同額の場合または当該投資者の個別元本を上回っている場合には、当該収益分配金の全額が普通分配金となり、当該収益分配金落ち後の基準価額が当該投資者の個別元本を下回っている場合には、その下回る部分の額が元本払戻金（特別分配金）となり、当該収益分配金から当該元本払戻金（特別分配金）を控除した額が普通分配金となります。

なお、投資者が元本払戻金（特別分配金）を受け取った場合、収益分配金発生時にその個別元本から当該元本払戻金（特別分配金）を控除した額が、その後の当該投資者の個別元本となります。

個人、法人の課税の取扱いについて

a. 個人の投資者に対する課税

(a) 収益分配金の課税について

支払いを受ける収益分配金のうち、課税扱いとなる普通分配金については、配当所得として、20.315%（所得税15.315%、地方税5%）の税率による源泉徴収が行なわれます。原則として、申告は不要です。

また、確定申告を行なうことにより総合課税（配当控除なし）と申告分離課税（20.315%（所得税15.315%、地方税5%））のいずれかを選択することができます。

(b) 換金時および償還時の差益の課税について

換金時および償還時の差益（換金価額および償還価額から購入費用（購入時手数料および当該購入時手数料にかかる消費税等相当額を含みます。）を控除した利益）は、譲渡益として課税対象（譲渡所得等）となり、20.315%（所得税15.315%、地方税5%）の税率による申告分離課税が適用されます。原則として確定申告が必要ですが、特定口座（源泉徴収口座）の利用が可能な場合があります。

換金時および償還時に損失（譲渡損）が生じた場合には、確定申告することで、他の株式等の譲渡益、上場株式等の配当所得および特定公社債等の利子所得の金額（申告分離課税を選択したものに限り、）との損益通算ならびに3年間の繰越控除の対象とすることができます。

また、換金時および償還時の差益（譲渡益）については、他の株式等の譲渡損と損益を相殺することができます。

少額投資非課税制度「愛称：NISA（ニーサ）」がご利用になれます。NISAをご利用の場合、毎年、一定額の範囲で新たに購入した公募株式投資信託等から生じる配当所得および譲渡所得が一定期間非課税となります。ご利用になれるのは、販売会社で非課税口座を開設するなど、一定の条件に該当する方が対象となります。なお、NISAの口座では、特定口座や一般口座で生じた配当所得および譲渡所得との損益通算はできません。非課税の対象となる金額、期間等を含めて、詳しくは販売会社にお問い合わせください。

b. 法人の投資者に対する課税

法人の投資者が支払いを受ける収益分配金のうち課税扱いとなる普通分配金ならびに換金時および償還時の個別元本超過額については、15.315%（所得税15.315%、地方税の源泉徴収はありません。）の税率による源泉徴収が行なわれます。なお、当ファンドについては、法人税の課税対象となりますが、益金不算入制度の適用はありません。

外貨建資産への投資により外国税額控除の適用となった場合には、分配金の税金が上記とは異なる場合があります。

上記は2020年12月末現在のもので、税法が改正された場合等には、税率等が変更される場合があります。税金の取扱いの詳細については、税務専門家等にご確認されることをお勧めします。

5【運用状況】

以下の運用状況は2020年12月末現在のものです。

「サイエンティフィック・エクイティ・ファンド」

(1)【投資状況】

資産の種類	金額(円)	投資比率(%)
親投資信託受益証券	451,558,639	100.07
内 日本	451,558,639	100.07
コール・ローン、その他の資産(負債控除後)	306,204	0.07
純資産総額	451,252,435	100.00

(2)【投資資産】

【投資有価証券の主要銘柄】

順位	銘柄	国/ 地域	種類	数量 (口)	簿価単価 (円)	簿価金額 (円)	評価単価 (円)	評価金額 (円)	投資比率 (%)
1	アメリカズ・ロング ショート・マザーファン ド	日本	親投資信託 受益証券	364,689,581	1.2410	452,579,937	1.2382	451,558,639	100.07

(注) 投資比率は、純資産総額に対する評価金額の比率です。

種類別投資比率

種類	投資比率(%)
親投資信託受益証券	100.07

(注) 投資比率は、純資産総額に対する評価金額の比率です。

【投資不動産物件】

該当事項はありません。

【その他投資資産の主要なもの】

該当事項はありません。

(3)【運用実績】

【純資産の推移】

2020年12月末現在、同日前1年以内における各月末および各計算期間末の純資産の推移は次の通りです。

	純資産総額(円)		1口当たりの純資産額(円)	
	(分配落)	(分配付)	(分配落)	(分配付)
第1期(2013年6月20日)	19,281,511,354	(同左)	0.9695	(同左)
第2期(2013年12月20日)	10,642,361,015	(同左)	0.9931	(同左)
第3期(2014年6月20日)	6,030,840,222	(同左)	1.0008	(同左)
第4期(2014年12月22日)	4,341,179,952	(同左)	1.0073	(同左)
第5期(2015年6月22日)	3,128,612,293	(同左)	1.0488	(同左)
第6期(2015年12月21日)	2,114,595,908	(同左)	1.0986	(同左)
第7期(2016年6月20日)	1,597,368,206	(同左)	1.0809	(同左)
第8期(2016年12月20日)	1,311,997,374	(同左)	1.0550	(同左)
第9期(2017年6月20日)	1,061,399,437	(同左)	1.0647	(同左)
第10期(2017年12月20日)	952,031,889	(同左)	1.0795	(同左)
第11期(2018年6月20日)	913,434,003	(同左)	1.1225	(同左)
第12期(2018年12月20日)	751,568,197	(同左)	1.0690	(同左)
第13期(2019年6月20日)	686,156,028	(同左)	1.0844	(同左)
第14期(2019年12月20日)	612,587,284	(同左)	1.0529	(同左)
第15期(2020年6月22日)	516,747,037	(同左)	1.0730	(同左)
第16期(2020年12月21日)	473,224,444	(同左)	1.0061	(同左)
2019年12月末現在	608,834,600		1.0465	
2020年1月末現在	606,905,624		1.0478	
2020年2月末現在	592,424,403		1.0425	
2020年3月末現在	526,423,283		1.0358	
2020年4月末現在	529,794,576		1.0531	
2020年5月末現在	522,166,279		1.0736	
2020年6月末現在	515,845,125		1.0711	
2020年7月末現在	525,984,174		1.0656	
2020年8月末現在	528,863,349		1.0752	
2020年9月末現在	511,999,248		1.0450	
2020年10月末現在	489,957,107		1.0108	
2020年11月末現在	484,659,016		1.0060	
2020年12月末現在	451,252,435		1.0032	

【分配の推移】

	1口当たりの分配金(円)
第1期	
第2期	
第3期	
第4期	
第5期	
第6期	
第7期	
第8期	
第9期	
第10期	
第11期	
第12期	
第13期	
第14期	
第15期	
第16期	

【収益率の推移】

	収益率(%)
第1期	3.1
第2期	2.4
第3期	0.8
第4期	0.6
第5期	4.1
第6期	4.7
第7期	1.6
第8期	2.4
第9期	0.9
第10期	1.4
第11期	4.0
第12期	4.8
第13期	1.4
第14期	2.9
第15期	1.9
第16期	6.2

(注) 収益率とは、計算期間末の基準価額(分配付の額)から当該計算期間の直前の計算期間末の基準価額(分配落の額。以下「前期末基準価額」といいます。)を控除した額を前期末基準価額で除して得た数に100を乗じて得た額です。なお、第1期計算期間については、前期末基準価額を10,000円(1万口当たり)として計算しています。

(4) 【設定及び解約の実績】

	設定数量(口)	解約数量(口)	発行済数量(口)
第1期	25,254,364,735	5,367,125,645	19,887,239,090
第2期	37,904,492	9,209,170,324	10,715,973,258
第3期	133,227,514	4,823,073,585	6,026,127,187
第4期	55,009,637	1,771,432,913	4,309,703,911
第5期	177,376,670	1,504,138,299	2,982,942,282
第6期	28,338,828	1,086,518,688	1,924,762,422
第7期	1,023,297	447,975,605	1,477,810,114
第8期	389,663	234,605,730	1,243,594,047
第9期	18,190,212	264,860,176	996,924,083
第10期	29,454	115,006,523	881,947,014
第11期	286,750	68,470,123	813,763,641
第12期	44,747	110,750,374	703,058,014
第13期	29,737	70,350,149	632,737,602
第14期	27,961	50,963,575	581,801,988
第15期	56,718	100,272,104	481,586,602
第16期	14,468,541	25,702,336	470,352,807

(参考情報)

「アメリカズ・ロングショート・マザーファンド」

(1) 投資状況

資産の種類	金額(円)	投資比率(%)
投資証券	1,447,186,012	97.90
内 ルクセンブルグ	1,316,168,826	89.03
内 アイルランド	131,017,186	8.86
コール・ローン、その他の資産(負債控除後)	31,109,874	2.10
純資産総額	1,478,295,886	100.00

(注) 当ファンドは、ファミリーファンド方式による運用を行っているため、実質の運用はマザーファンドにおいて行っております。

(2) 投資資産

投資有価証券の主要銘柄

順位	銘柄	国/地域	種類	投資口数	簿価単価(円)	簿価金額(円)	評価単価(円)	評価金額(円)	投資比率(%)
1	ブラックロック・ストラテジック・ファンズ ブラックロック・アメリカズ・ダイバーシファイド・エクイティ・アブソルート・リターン・ファンド クラスX投資証券	ルクセンブルグ	投資証券	81,810	16,987.93	1,389,789,486	16,088.03	1,316,168,826	89.03
2	インスティテューショナル・キャッシュ・シリーズplc ブラックロック・ICS・USトレジャー・ファンド エージェンシークラス投資証券	アイルランド	投資証券	11,932	10,971.14	130,910,058	10,980.11	131,017,186	8.86

(注) 投資比率は、純資産総額に対する評価金額の比率です。

種類別投資比率

種類	投資比率(%)
投資証券	97.90

(注) 投資比率は、純資産総額に対する評価金額の比率です。

投資不動産物件

該当事項はありません。

その他投資資産の主要なもの

該当事項はありません。

(参考情報)

運用実績

2020年12月末現在

基準価額・純資産の推移



※基準価額および分配金再投資基準価額は信託報酬控除後の値です。信託報酬等については、後述の「ファンドの費用」をご覧ください。
 ※分配金再投資基準価額は、税引前分配金を再投資したものととして算出しています。

分配の推移

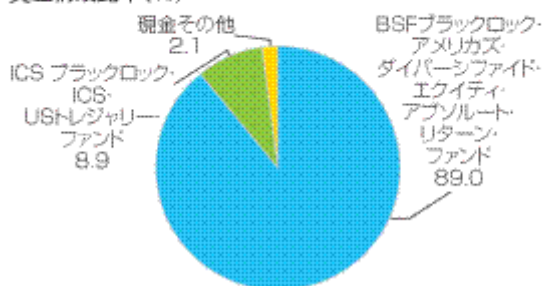
設定来累計	0円
第12期 2018年12月	0円
第13期 2019年6月	0円
第14期 2019年12月	0円
第15期 2020年6月	0円
第16期 2020年12月	0円

※分配金は税引前、1万口当たり

主要な資産の状況

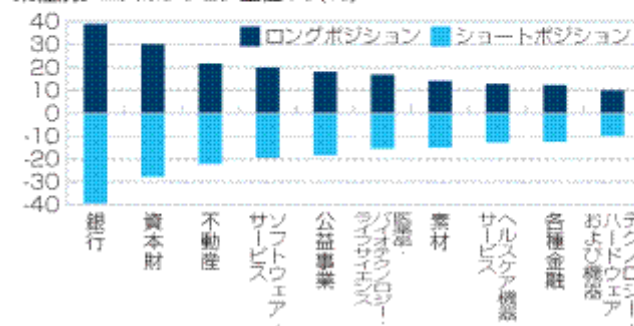
※ポジション数、ポジション構成比率、業種別グロスポジション上位10、市場別戦略配分比率は、当ファンドの実質的な主要投資対象である「BSFブラックロック・アメリカス・ダイバーシファイド・エクイティアブソルートルターン・ファンド」の運用状況です。

資産構成比率(%)

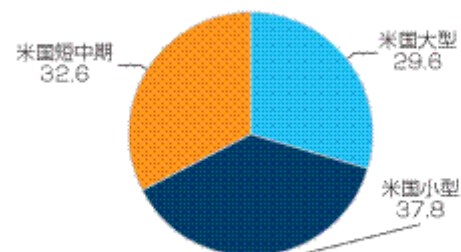


※比率は対純資産総額、マザーファンドベース。四捨五入の関係で合計が100にならない場合があります。

業種別グロスポジション上位10(%)*



市場別戦略配分比率(%)*



※比率は四捨五入の関係で合計が100にならない場合があります。

ポジション数*

ロングポジション	1,575
ショートポジション	1,680
合計	3,235

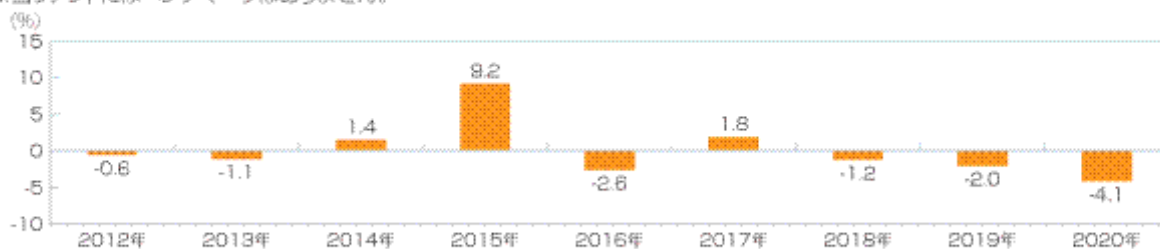
ポジション構成比率(%)*

グロスポジション	551.3
ロングポジション	276.9
ショートポジション	-274.4
ネットポジション	2.4

※実質的な主要投資対象ファンドの運用状況です。比率は実質的な主要投資対象ファンドの純資産総額に対する割合です。

年間収益率の推移

※2012年は設定日(11月30日)から年末までの収益率を表示しています。
 ※ファンドの収益率は、決算時の分配金を非課税で再投資したものととして算出しています。
 ※当ファンドにはベンチマークはありません。



※ 運用実績・データ等は作成日現在および過去のものであり、今後の運用成果を保証するものではありません。
 ※ ファンドの運用状況は別途、委託会社のホームページにて開示しております。

第2【管理及び運営】

1【申込（販売）手続等】

(1) 申込方法

受益権の投資者は、販売会社と有価証券の取引に関する契約を締結します。このため、販売会社は有価証券の取引にかかわる約款を投資者に交付し、投資者は当該約款に基づく取引口座の設定を申込み旨の申込書を提出します。

分配金の受取方法により、収益の分配時に分配金を受け取る「一般コース」と分配金が税引き後無手数料で再投資される「累積投資コース」の2つの申込方法があります。

「累積投資コース」を選択する投資者は、当該販売会社との間で「累積投資約款」にしたがって契約を締結します。

取扱いを行なうコースは各販売会社により異なりますので、詳細は販売会社までお問い合わせください。

投資者は販売会社に、購入と同時にまたはあらかじめ当該投資者が受益権の振替を行なうための振替機関等の口座を申し出るものとし、当該口座に当該投資者に係る口数の増加の記載または記録が行なわれます。なお、販売会社は、当該購入の代金の支払いと引き換えに、当該口座に当該投資者に係る口数の増加の記載または記録を行なうことができます。委託会社は、追加信託により分割された受益権について、振替機関等の振替口座簿への新たな記載または記録をするため社振法に定める事項の振替機関への通知を行なうものとします。振替機関等は、委託会社から振替機関への通知があった場合、社振法の規定にしたがい、その備える振替口座簿への新たな記載または記録を行ないます。受託会社は、信託契約締結日に生じた受益権については信託契約締結時に、追加信託により生じた受益権については追加信託のつど、振替機関の定める方法により、振替機関へ当該受益権に係る信託を設定した旨の通知を行ないます。

(2) 申込期間

当ファンドの購入は、申込期間における販売会社の各営業日に、販売会社の本・支店、営業所等でお受けしています。なお、申込期間は、有価証券届出書を提出することによって更新されます。

(3) 受付時間

購入の受付は、申込期間中の午後3時までに受付けたものを当日のお申込みとします。ただし、受付時間は販売会社によって異なることがあります。詳細は販売会社にお問い合わせください。受付時間を過ぎての購入は翌営業日の取扱いとします。

販売会社につきましては、下記にお問い合わせください。

ブラックロック・ジャパン株式会社

電話番号： 03-6703-4300（受付時間 営業日の9：00～17：00）

ホームページアドレス： www.blackrock.com/jp/

(4) 購入不可日

ルクセンブルクの銀行の休業日、12月24日、その他実質的な主要投資対象ファンドの受付不可日のいずれかに該当する場合は、販売会社の営業日であっても購入は受け付けません。詳細は販売会社にお問い合わせください。

(5) 購入単位

分配金の受取方法により、収益の分配時に分配金を受け取る「一般コース」と、分配金が税引き後、無手数料で再投資される「累積投資コース」の2つの購入方法があります。

取扱いを行なうコースおよび購入単位は、各販売会社により異なりますので、詳細は、販売会社にお問い合わせください。

(6) 購入価額

購入受付日の翌営業日の基準価額とします。なお、購入価額には、購入時手数料は含まれておりません。

(7) 購入時手数料

- a . 購入受付日の翌営業日の基準価額に4.40%（税抜4.00%）を上限として、販売会社が独自に定める率を乗じて得た額とします。詳細は、販売会社にお問い合わせください。
なお、購入時手数料には消費税等相当額が含まれています。
- b . 「累積投資コース」を選択した投資者が、分配金を再投資する場合は、無手数料となります。

(8) 購入代金のお支払い

ファンドの受益権の投資者は、購入の販売会社が定める日までに当ファンドの購入代金を販売会社に支払うものとしてします。

(9) 購入の受付の中止、既に受付けた購入の受付の取消

金融商品取引所等における取引の停止、外国為替取引の停止、決済機能の停止その他やむを得ない事情があるときは、委託会社の判断により、受益権の購入の受付を中止することおよび既に受付けた購入の受付を取り消すことがあります。

2【換金（解約）手続等】

(1) 換金の申込と受付

投資者は、自己に帰属する受益権について、委託会社に換金を申込することができます。投資者が換金の申込をするときは、販売会社に対し、振替受益権をもって行なうものとします。換金の申込の受付は、午後3時までとなっております。ただし、受付時間は販売会社によって異なることがあります。詳細は販売会社にお問い合わせください。受付時間を過ぎての換金の申込は翌営業日のお取扱いとします。

(2) 換金単位

換金単位は各販売会社により異なりますので、詳細は販売会社にお問い合わせください。

(3) 換金不可日

ルクセンブルクの銀行の休業日、12月24日、その他実質的な主要投資対象ファンドの受付不可日のいずれかに該当する場合は、販売会社の営業日であっても換金の申込は受けません。詳細は販売会社にお問い合わせください。

(4) 換金価額

換金価額は、換金受付日の翌営業日の基準価額とします。なお手取額は、換金受付日の翌営業日の基準価額から所得税および地方税を差し引いた金額となります。

当ファンドの換金価額等につきましては販売会社または下記に問い合わせることにより知ることができます。

ブラックロック・ジャパン株式会社

電話番号： 03-6703-4300（受付時間 営業日の9：00～17：00）

(5) 換金受付の制限

信託財産の資金管理を円滑に行なうため、大口の換金の申込には制限があります。詳細は販売会社にお問い合わせください。

(6) 換金代金の支払い

換金代金は原則として換金受付日から起算して7営業日目から販売会社においてお支払いします。

(7) 換金の申込の受付中止および取消

委託会社は、金融商品取引所等における取引の停止、外国為替取引の停止、決済機能の停止その他やむを得ない事情があるときは、換金の申込の受付を中止することおよび既に受付けた換金の申込の受付を取り消すことができます。換金の申込の受付が中止された場合には、投資者は当該受付中止以前に行なった当日の換金の申込を撤回できます。ただし、投資者がその換金の申込を撤回しない場合には、当該受付中止を解除した後の最初の基準価額の計算日に換金の申込を受付けたものとします。

3【資産管理等の概要】

(1)【資産の評価】

基準価額とは、信託財産に属する資産（受入担保金代用有価証券および借入有価証券を除きます。）を法令および一般社団法人投資信託協会規則にしたがって時価評価して得た信託財産の資産総額から負債総額を控除した金額（「純資産総額」といいます。）を、計算日における受益権総口数で除した金額をいいます。なお、外貨建資産（外国通貨表示の有価証券（「外貨建有価証券」といいます。））、預金その他の資産をいいます。以下同じ。）の円換算については、原則として、わが国における計算日の対顧客電信売買相場の仲値によって計算します。また、予約為替の評価は、原則として、わが国における計算日の対顧客先物売買相場の仲値によるものとします。

基準価額（1万口当り）は委託会社の営業日に毎日算出されます。投資者は、販売会社または下記に問い合わせることにより知ることができます。

また、日々の基準価額（1万口当り）は翌日の日本経済新聞に掲載されております。ファンド名は「ザアメリオン」と省略されて記載されております。

当ファンドの主たる投資対象の評価方法は以下の通りです。

マザーファンドの受益証券：原則として計算日の基準価額で評価するものとします。

(参考)マザーファンドの主たる投資対象の評価方法

投資信託証券：金融商品取引所（海外取引所を含む）に上場されているものは、当該取引所における計算日の最終相場（海外取引所に上場されているものについては、計算日に知りうる直近の最終相場）で評価します。金融商品取引所に上場されていないものは、第一種金融商品取引業者、銀行等の提示する価格（原則として、計算日に知りうる直近の日の純資産価格）で評価します。

ブラックロック・ジャパン株式会社

電話番号： 03-6703-4300（受付時間 営業日の9：00～17：00）

ホームページアドレス： www.blackrock.com/jp/

(2)【保管】

該当事項はありません。

(3)【信託期間】

この信託の期間は、2012年11月30日から2022年11月29日までとします。ただし、委託会社は、信託期間満了前に信託期間の延長が投資者に有利であると認めるときは、受託会社と協議のうえ、信託期間を延長することができます。

(4)【計算期間】

毎年6月21日から12月20日まで、および12月21日から翌年の6月20日までとすることを原則とします。計算期間終了日に該当する日が休業日のときは該当日の翌営業日を計算期間の終了日とし、その翌日より次の計算期間が開始されるものとします。ただし、最終計算期間の終了日は、信託期間の終了日とします。

(5)【その他】

ファンドの償還条件等

- a. 委託会社は、信託期間中において、このファンドを償還することが投資者のため有利であると認めるとき、またはやむを得ない事情が発生したときは、受託会社と合意のうえ、このファンドを償還させることができます。この場合において、委託会社は、あらかじめ、償還しようとする旨を監督官庁に届け出ます。
- b. 委託会社は換金により、受益権の口数が20億口を下回ることとなった場合には、受託会社と合意のうえ、このファンドを償還させることができます。この場合において、委託会社は、あらかじめ、償還しようとする旨を監督官庁に届け出ます。

- c . a . および b . の場合において、委託会社は、書面による決議（以下「書面決議」といいます。）を行いません。この場合において、あらかじめ、書面決議の日ならびにファンドの償還の理由などの事項を定め、当該決議の日の2週間前までに、この信託契約に係る知っている投資者に対し、書面をもってこれらの事項を記載した書面決議の通知を発送します。
- d . c . の書面決議において、投資者（委託会社およびこの信託の信託財産にこの信託の受益権が属するときの当該受益権に係る投資者としての受託会社を除きます。以下 d . において同じ。）は受益権の口数に応じて、議決権を有し、これを行使することができます。なお、知っている投資者が議決権を行使しないときは、当該知っている投資者は書面決議について賛成するものとみなします。
- e . c . の書面決議は議決権を行使することができる投資者の議決権の3分の2以上に当たる多数をもって行ないます。
- f . c . ~ e . までの規定は、委託会社がファンドの償還について提案をした場合において、当該提案につき、この信託契約に係るすべての投資者が書面又は電磁的記録により同意の意思表示をしたときには適用しません。また、信託財産の状態に照らし、真にやむを得ない事情が生じている場合であって、c . ~ e . までの手続を行なうことが困難な場合も同じとします。
- g . 委託会社は、監督官庁よりこのファンドの償還の命令を受けたときはその命令にしたがい、ファンドを償還させます。
- h . 委託会社が監督官庁より登録の取消を受けたとき、解散したときまたは業務を廃止したときは、委託会社はこのファンドを償還させます。
- i . h . にかかわらず、監督官庁がこの信託契約に関する委託会社の業務を他の投資信託委託会社に引き継ぐことを命じたときは、この信託は、「信託約款の変更 b . 」に規定する書面決議が否決された場合を除き、当該投資信託委託会社と受託会社との間において存続します。
- j . 受託会社は、委託会社の承諾を受けてその任務を辞任することができます。受託会社はその任務に背いた場合、その他重要な事由が生じたときは、委託会社または投資者は、裁判所に受託会社の解任を請求することができます。受託会社が辞任した場合、または裁判所が受託会社を解任した場合、委託会社は、信託約款の変更の規定にしたがい、新受託会社を選任します。委託会社が新受託会社を選任できないときは、委託会社はこのファンドを償還させます。

信託約款の変更

- a . 委託会社は、投資者の利益のため必要と認めるとき、またはやむを得ない事情が発生したときは、受託会社と合意のうえ、この信託約款を変更することまたはこの信託と他の信託との併合（投資信託及び投資法人に関する法律第16条第2号に規定する「委託者指図型投資信託の併合」をいいます。以下同じ。）を行なうことができるものとし、あらかじめ、変更または併合しようとする旨およびその内容を監督官庁に届け出ます。なお、この信託約款は以下に定める以外の方法によって変更することができないものとします。
- b . 委託会社は、a . の事項（a . の変更事項にあつては、その内容が重大なものに該当する場合に限り、併合にあつてはその併合が投資者の利益に及ぼす影響が軽微なものに該当する場合を除き、合わせて「重大な約款の変更等」といいます。）について、書面決議を行ないます。この場合において、あらかじめ、書面決議の日ならびに重大な約款の変更等の内容およびその理由などの事項を定め、当該決議の日の2週間前までに、この信託約款に係る知っている投資者に対し、書面をもってこれらの事項を記載した書面決議の通知を発送します。

- c . b . の書面決議において、投資者（委託会社およびこの信託の信託財産にこの信託の受益権が属するときの当該受益権に係る投資者としての受託会社を除きます。以下c . において同じ。）は受益権の口数に応じて、議決権を有し、これを行使することができます。なお、知っている投資者が議決権を行使しないときは、当該知っている投資者は書面決議について賛成するものとみなします。
- d . b . の書面決議は議決権を行使することができる投資者の議決権の3分の2以上に当たる多数をもって行ないます。
- e . 書面決議の効力は、この信託のすべての投資者に対してその効力を生じます。
- f . b . ~ e . までの規定は、委託会社が重大な約款の変更等について提案をした場合において、当該提案につき、この信託約款に係るすべての投資者が書面又は電磁的記録により同意の意思表示をしたときには適用しません。
- g . a . ~ f . までの規定にかかわらず、この投資信託において併合の書面決議が可決された場合にあって、当該併合にかかる一又は複数の他の投資信託において当該併合の書面決議が否決された場合は、当該他の投資信託との併合を行なうことはできません。
- h . 委託会社は、監督官庁の命令に基づいてこの信託約款を変更しようとするときはa . ~ f . の規定にしたがいます。

信託事務の委託

受託会社は、当ファンドにかかる信託事務の処理の一部について株式会社日本カストディ銀行と再信託契約を締結し、これを委託することがあります。その場合には、再信託にかかる契約書類に基づいて所定の事務を行ないます。

運用報告書の作成

毎決算時および償還時に、委託会社が期間中の運用経過のほか信託財産の内容、有価証券売買状況などを記載した「交付運用報告書」を作成し、購入いただいた販売会社からあらかじめお申し出いただいた方法にて知っている受益者にお届けいたします。

関係法人との契約の更改等に関する手続

「受益権の募集・販売の取扱い等に関する契約」の期間は1年とし、委託会社、販売会社いずれからも別段の意思表示のないときは、自動的に1年間延長されるものとし、自動延長後の取扱いについてもこれと同様です。

公告

委託会社が投資者に対してする公告は、電子公告により行ない、次のアドレスに掲載します。

www.blackrock.com/jp/

但し、当該公告方法に支障がある場合には、日本経済新聞による公告を行ないます。

4【受益者の権利等】

ファンドの受益者（投資者）の有する主な権利は次の通りです。

(1) 収益分配金受領権

投資者は、委託会社の決定した収益分配金を、持ち分に応じて委託会社から受領する権利を有します。

<一般コース>

毎計算期間終了日後1ヵ月以内の委託会社の指定する日（原則として5営業日以内）に、毎計算期間の末日において振替機関等の振替口座簿に記載または記録されている投資者（当該収益分配金にかかる計算期間の末日以前において換金が行なわれた受益権にかかる投資者を除きます。また、当該収益分配金にかかる計算期間の末日以前に設定された受益権で購入代金支払前のため販売会社の名義で記載または記録されている受益権については原則として投資者とします。）にお支払いを開始します。

投資者が、収益分配金について支払開始日から5年間支払い請求を行わない場合はその権利を失い、委託会社が受託会社から交付を受けた金銭は委託会社に帰属します。

<累積投資コース>

受託会社が委託会社の指定する預金口座等に払い込むことにより、原則として、毎計算期間終了日の翌営業日に、収益分配金が販売会社に交付されます。

販売会社は、累積投資契約に基づき、投資者に対し遅滞なく収益分配金の再投資にかかる受益権の売付けを行いません。当該売付けにより増加した受益権は、振替口座簿に記載または記録されます。

(2) 償還金受領権

投資者は、委託会社の決定した償還金を、持ち分に応じて委託会社から受領する権利を有します。

償還金は、信託終了日後1ヵ月以内の委託会社の指定する日（原則として償還日から起算して5営業日以内）に償還日において振替機関等の振替口座簿に記載または記録されている投資者（償還日以前において換金が行なわれた受益権にかかる投資者を除きます。また、当該償還日以前に設定された受益権で購入代金支払前のため販売会社の名義で記載または記録されている受益権については原則として投資者とします。）にお支払いを開始します。なお、当該投資者は、その口座が開設されている振替機関等に対して委託会社がこの信託の償還をするのと引き換えに、当該償還に係る受益権の口数と同口数の抹消の申請を行なうものとし、社振法の規定にしたがい当該振替機関等の口座において当該口数の減少の記載または記録が行なわれます。

償還金の支払いは、販売会社において行ないます。

投資者が、償還金について支払開始日から10年間支払いの請求を行わない場合はその権利を失い、委託会社が受託会社から交付を受けた金銭は委託会社に帰属するものとし、

(3) 受益権の換金請求権

投資者は、自己に帰属する受益権について、委託会社に換金を請求する権利を有します。

換金代金は、換金受付日から起算して、原則として7営業日目から投資者に支払います。

換金の請求を行なう投資者は、その口座が開設されている振替機関等に対して当該投資者の請求に係るこの換金を委託会社が行なうのと引き換えに、当該換金に係る受益権の口数と同口数の抹消の申請を行なうものとし、社振法の規定にしたがい当該振替機関等の口座において当該口数の減少の記載または記録が行なわれます。

(4) 反対受益者の買取請求の不適用

当ファンドは、投資信託及び投資法人に関する法律第18条第1項に定める反対受益者による受益権の買取請求の規定の適用を受けません。

(5) 帳簿書類の閲覧または謄写の請求権

投資者は、委託会社に対し、その営業時間内に当ファンドの信託財産に関する帳簿書類の閲覧または謄写を請求することができます。

第3【ファンドの経理状況】

(1) 当ファンドの財務諸表は、「財務諸表等の用語、様式及び作成方法に関する規則」(昭和38年大蔵省令第59号)及び同規則第2条の2の規定により、「投資信託財産の計算に関する規則」(平成12年総理府令第133号)に基づいて作成しております。

なお、財務諸表に記載している金額は、円単位で表示しております。

(2) 当ファンドは、金融商品取引法第193条の2第1項の規定に基づき、第16期計算期間(2020年6月23日から2020年12月21日まで)の財務諸表について、PWCあらた有限責任監査法人による監査を受けております。

(3) 当ファンドは、ファミリーファンド方式により運用を行っておりますので、参考情報として「アメリカズ・ロングショート・マザーファンド」の貸借対照表、注記表及び附属明細表を記載しております。

なお、当該参考情報は監査意見の対象外となっております。

1【財務諸表】

【サイエンティフィック・エクイティ・ファンド】

(1)【貸借対照表】

(単位：円)

	第15期 (2020年6月22日現在)	第16期 (2020年12月21日現在)
資産の部		
流動資産		
親投資信託受益証券	524,491,133	480,150,694
流動資産合計	524,491,133	480,150,694
資産合計	524,491,133	480,150,694
負債の部		
流動負債		
未払受託者報酬	87,450	78,228
未払委託者報酬	7,344,184	6,568,569
その他未払費用	312,462	279,453
流動負債合計	7,744,096	6,926,250
負債合計	7,744,096	6,926,250
純資産の部		
元本等		
元本	481,586,602	470,352,807
剰余金		
期末剰余金又は期末欠損金()	35,160,435	2,871,637
(分配準備積立金)	56,824,792	53,880,429
元本等合計	516,747,037	473,224,444
純資産合計	516,747,037	473,224,444
負債純資産合計	524,491,133	480,150,694

(2) 【損益及び剰余金計算書】

(単位:円)

	第15期 (自 2019年12月21日 至 2020年 6月22日)	第16期 (自 2020年 6月23日 至 2020年12月21日)
営業収益		
有価証券売買等損益	17,068,694	25,762,796
営業収益合計	17,068,694	25,762,796
営業費用		
受託者報酬	87,450	78,228
委託者報酬	7,344,184	6,568,569
その他費用	312,462	279,453
営業費用合計	7,744,096	6,926,250
営業利益又は営業損失()	9,324,598	32,689,046
経常利益又は経常損失()	9,324,598	32,689,046
当期純利益又は当期純損失()	9,324,598	32,689,046
一部解約に伴う当期純利益金額の分配額又は一部解約に伴う当期純損失金額の分配額()	353,018	1,176,976
期首剰余金又は期首欠損金()	30,785,296	35,160,435
剰余金増加額又は欠損金減少額	3,282	1,102,179
当期追加信託に伴う剰余金増加額又は欠損金減少額	3,282	1,102,179
剰余金減少額又は欠損金増加額	5,305,759	1,878,907
当期一部解約に伴う剰余金減少額又は欠損金増加額	5,305,759	1,878,907
分配金	-	-
期末剰余金又は期末欠損金()	35,160,435	2,871,637

(3)【注記表】

(重要な会計方針に係る事項に関する注記)

1 有価証券の評価基準及び評価方法

親投資信託受益証券は移動平均法に基づき、当該親投資信託受益証券の基準価額で時価評価しております。

2 収益及び費用の計上基準

有価証券売買等損益の計上基準

約定日基準で計上しております。

3 その他財務諸表作成のための基本となる重要な事項

計算期間末日の取扱い

第16期計算期間は前計算期間末及び当計算期間末が休業日であったため、2020年6月23日から2020年12月21日までとなっております。

(貸借対照表に関する注記)

項目	第15期 (2020年6月22日現在)	第16期 (2020年12月21日現在)
1 当該計算期間の末日における受益権総数	481,586,602口	470,352,807口
2 1口当たり純資産額	1.0730円	1.0061円

(損益及び剰余金計算書に関する注記)

項目	第15期 (自 2019年12月21日 至 2020年6月22日)	第16期 (自 2020年6月23日 至 2020年12月21日)
分配金の計算過程	当計算期末における、費用控除後の配当等収益(62円)、費用控除及び繰越欠損金補填後の有価証券売買等損益(0円)、収益調整金(有価証券売買等損益相当額)(798,754円)、収益調整金(その他収益調整金)(1,355,868円)、分配準備積立金(56,824,730円)により、分配対象収益は58,979,414円となりましたが、委託会社が基準価額水準・市況動向等を勘案し、当期は分配を見合わせました。	当計算期末における、費用控除後の配当等収益(0円)、費用控除及び繰越欠損金補填後の有価証券売買等損益(0円)、収益調整金(有価証券売買等損益相当額)(0円)、収益調整金(その他収益調整金)(2,943,074円)、分配準備積立金(53,880,429円)により、分配対象収益は56,823,503円となりましたが、委託会社が基準価額水準・市況動向等を勘案し、当期は分配を見合わせました。

（金融商品に関する注記）

金融商品の状況に関する事項

1 金融商品に対する取組方針

当ファンドは、投資信託及び投資法人に関する法律第2条第4項に定める証券投資信託であり、信託約款に規定する「運用の基本方針」に従い、有価証券等の金融商品に対して投資として運用することを目的としております。

2 金融商品の内容及び金融商品に係るリスク

当ファンドが保有する金融商品の種類は、有価証券、コール・ローン等の金銭債権及び金銭債務であります。当ファンドが保有する有価証券は親投資信託受益証券であります。

当ファンドの主な投資リスクとして、「ロングショート戦略によるリスク」、「株式の価格変動のリスク」、「デリバティブ取引のリスク」、「為替変動リスク」、「債券投資のリスク」等があります。

3 金融商品に係るリスク管理体制

(1) 市場リスクの管理

ブラックロックソリューション・グリーンパッケージプロダクションチームが日次で計測し、運用部、その他の関係部署等にレポートをイントラネットで配信しております。また、運用ガイドラインのモニタリングはポートフォリオ・コンプライアンスチームが行っており、ガイドライン等を逸脱していた場合、関係部署へ報告され、適切な調整を行います。

(2) 信用リスクの管理

ファンダメンタル債券運用部により、国内債券の個別信用リスク及び銘柄間の相対価値については独自の定量・定性分析等を行っております。外国債券銘柄等については、社内のリサーチ・データベースによりグローバル・クレジット・チームとの情報・分析結果を共有しております。

(3) 取引先リスクの管理

リスク・クオンツ分析部は当社の親会社である米国のBlackRock, Inc.のRQA Counterparty & Concentration Riskチームと共に既存の承認済み取引先の信用悪化のモニタリングを行っており、取引先のデフォルトに対する取引先リスク、発行体リスクのファンドへの影響を分析しております。また、新規取引先の承認に際しては、リスク・クオンツ分析部が新規取引先申請の内容に問題がないかどうか確認を行い、当社の親会社である米国のBlackRock, Inc.のRQA Counterparty & Concentration Riskチームへ申請を行っております。

また、毎月開催される投資委員会では、リスク管理・運用分析手法等について審議を行っております。

金融商品の時価等に関する事項

第15期 (2020年6月22日現在)	第16期 (2020年12月21日現在)
<p>1 貸借対照表計上額、時価及び差額 貸借対照表上の金融商品は原則としてすべて時価で評価しているため、貸借対照表計上額と時価との差額はありません。</p>	<p>1 貸借対照表計上額、時価及び差額 同左</p>
<p>2 時価の算定方法 (1) 有価証券 「(重要な会計方針に係る事項に関する注記)」に記載しております。 (2) コール・ローン等の金銭債権及び金銭債務 これらの科目は短期間で決済されるため、時価は帳簿価額と近似していることから、当該帳簿価額によっております。</p>	<p>2 時価の算定方法 (1) 有価証券 同左 (2) コール・ローン等の金銭債権及び金銭債務 同左</p>
<p>3 金融商品の時価等に関する事項の補足説明 金融商品の時価には、市場価格に基づく価額のほか、市場価格がない場合には合理的に算定された価額が含まれております。当該価額の算定においては一定の前提条件等を採用しているため、異なる前提条件等によった場合、当該価額が異なることもあります。</p>	<p>3 金融商品の時価等に関する事項の補足説明 同左</p>
<p>4 金銭債権の計算期間末日後の償還予定額 金銭債権については全て1年以内に償還予定であります。</p>	<p>4 金銭債権の計算期間末日後の償還予定額 同左</p>

(関連当事者との取引に関する注記)

該当事項はありません。

(その他の注記)

1 期中元本変動額

項目	第15期 (2020年6月22日現在)	第16期 (2020年12月21日現在)
期首元本額	581,801,988円	481,586,602円
期中追加設定元本額	56,718円	14,468,541円
期中一部解約元本額	100,272,104円	25,702,336円

2 有価証券関係

第15期(2020年6月22日現在)

売買目的有価証券

種類	当計算期間の損益に 含まれた評価差額(円)
親投資信託受益証券	16,676,765
合計	16,676,765

第16期(2020年12月21日現在)

売買目的有価証券

種類	当計算期間の損益に 含まれた評価差額(円)
親投資信託受益証券	24,854,744
合計	24,854,744

3 デリバティブ取引関係

該当事項はありません。

(4)【附属明細表】

第1 有価証券明細表

(1) 株式

該当事項はありません。

(2) 株式以外の有価証券

種類	銘柄	券面総額	評価額(円)	備考
親投資信託受益証券	アメリカズ・ロングショート・マザーファンド	386,906,281	480,150,694	
親投資信託受益証券 合計		386,906,281	480,150,694	
合計		386,906,281	480,150,694	

(注) 親投資信託受益証券における券面総額欄の数値は、口数を表示しております。

第2 信用取引契約残高明細表

該当事項はありません。

第3 デリバティブ取引及び為替予約取引の契約額等及び時価の状況表

該当事項はありません。

(参考情報)

当ファンドは、「アメリカズ・ロングショート・マザーファンド」受益証券を主要投資対象としており、貸借対照表の資産の部に計上された親投資信託受益証券は、すべて同マザーファンドの受益証券であります。同マザーファンドの2020年12月21日現在(以下「計算日」という)の状況は次の通りであります。

なお、以下に記載した情報は監査意見の対象外であります。

「アメリカズ・ロングショート・マザーファンド」の状況

(1) 貸借対照表

項目	(2020年12月21日現在)
	金額(円)
資産の部	
流動資産	
金銭信託	22,800,438
投資証券	1,468,892,940
派生商品評価勘定	12,663,057
流動資産合計	1,504,356,435
資産合計	1,504,356,435
負債の部	
流動負債	
派生商品評価勘定	50,354
流動負債合計	50,354
負債合計	50,354
純資産の部	
元本等	
元本	1,212,125,597
剰余金	
剰余金又は欠損金()	292,180,484
元本等合計	1,504,306,081
純資産合計	1,504,306,081
負債純資産合計	1,504,356,435

(注)親投資信託の計算期間は、原則として、毎年6月21日から翌年6月20日までであります。

(2) 注記表

(重要な会計方針に係る事項に関する注記)

1 有価証券の評価基準及び評価方法

投資証券は移動平均法に基づき、原則として以下の通り時価評価しております。

(1) 金融商品取引所等に上場されている有価証券

金融商品取引所等に上場されている有価証券は、原則として当該取引所等における計算日において知りうる直近の最終相場で評価しております。

(2) 金融商品取引所等に上場されていない有価証券

当該有価証券については、原則として、金融機関の提示する価額又は価格情報会社の提供する価額のいずれかから入手した価額で評価しております。

(3) 時価が入手できなかった有価証券

適正な評価額を入手できなかった場合又は入手した評価額が時価と認定できない事由が認められた場合は、委託会社が忠実義務に基づいて合理的事由をもって時価と認めた価額もしくは受託者と協議のうえ両者が合理的事由をもって時価と認めた価額で評価しております。

2 デリバティブの評価基準及び評価方法

為替予約取引

個別法に基づき、原則としてわが国における計算日の対顧客先物売買相場の仲値で評価しております。

3 外貨建資産・負債の本邦通貨への換算基準

外貨建資産・負債の円換算については原則として、わが国における計算日の対顧客電信売買相場の仲値によって計算しております。

4 その他財務諸表作成のための基本となる重要な事項

外貨建資産等の会計処理

外貨建資産等については、「投資信託財産の計算に関する規則」(平成12年総理府令第133号)第60条の規定に基づき、通貨の種類ごとに勘定を設けて、邦貨建資産等と区分する方法を採用しております。従って、外貨の売買については、同規則第61条の規定により処理し、為替差損益を算定しております。

(貸借対照表に関する注記)

項目	(2020年12月21日現在)
1 当該計算日における受益権総数	1,212,125,597口
2 1口当たり純資産額	1.2410円

(金融商品に関する注記)

金融商品の状況に関する事項

1 金融商品に対する取組方針

当ファンドは、投資信託及び投資法人に関する法律第2条第4項に定める証券投資信託であり、信託約款に規定する「運用の基本方針」に従い、有価証券等の金融商品に対して投資として運用することを目的としております。

2 金融商品の内容及び金融商品に係るリスク

当ファンドが保有する金融商品の種類は、有価証券、デリバティブ取引、コール・ローン等の金銭債権及び金銭債務であります。当ファンドが保有する有価証券は投資証券であります。

当ファンドの主な投資リスクとして、「ロングショート戦略によるリスク」、「株式の価格変動のリスク」、「デリバティブ取引のリスク」、「為替変動リスク」、「債券投資のリスク」等があります。

当ファンドの利用しているデリバティブ取引は、為替予約取引であります。為替予約取引は、外貨建資産の時価総額の為替変動リスクの低減を目的としており、投機を目的とする為替予約は行わない方針であります。為替予約取引に係る主要なリスクは、為替相場の変動による価格変動リスク及び取引相手の信用状況の変化により損失が発生する信用リスクであります。

3 金融商品に係るリスク管理体制

(1) 市場リスクの管理

ブラックロックソリューション・グリーンパッケージプロダクションチームが日次で計測し、運用部、その他の関係部署等にレポートをイントラネットで配信しております。また、運用ガイドラインのモニタリングはポートフォリオ・コンプライアンスチームが行っており、ガイドライン等を逸脱していた場合、関係部署へ報告され、適切な調整を行います。

(2) 信用リスクの管理

ファンダメンタル債券運用部により、国内債券の個別信用リスク及び銘柄間の相対価値については独自の定量・定性分析等を行っております。外国債券銘柄等については、社内のリサーチ・データベースによりグローバル・クレジット・チームとの情報・分析結果を共有しております。

(3) 取引先リスクの管理

リスク・クオンツ分析部は当社の親会社である米国のBlackRock, Inc.のRQA Counterparty & Concentration Riskチームと共に既存の承認済み取引先の信用悪化のモニタリングを行っており、取引先のデフォルトに対する取引先リスク、発行体リスクのファンドへの影響を分析しております。また、新規取引先の承認に際しては、リスク・クオンツ分析部が新規取引先申請の内容に問題がないかどうか確認を行い、当社の親会社である米国のBlackRock, Inc.のRQA Counterparty & Concentration Riskチームへ申請を行っております。

また、毎月開催される投資委員会では、リスク管理・運用分析手法等について審議を行っております。

金融商品の時価等に関する事項

(2020年12月21日現在)

- 1 貸借対照表計上額、時価及び差額
貸借対照表上の金融商品は原則としてすべて時価で評価しているため、貸借対照表計上額と時価との差額はありません。
- 2 時価の算定方法
 - (1) 有価証券
「(重要な会計方針に係る事項に関する注記)」に記載しております。
 - (2) デリバティブ取引
デリバティブ取引については、「(その他の注記)」の「3 デリバティブ取引関係」に記載しております。
 - (3) コール・ローン等の金銭債権及び金銭債務
これらの科目は短期間で決済されるため、時価は帳簿価額と近似していることから、当該帳簿価額によっております。
- 3 金融商品の時価等に関する事項の補足説明
金融商品の時価には、市場価格に基づく価額のほか、市場価格がない場合には合理的に算定された価額が含まれております。当該価額の算定においては一定の前提条件等を採用しているため、異なる前提条件等によった場合、当該価額が異なることもあります。また、デリバティブ取引に関する契約額等は、あくまでもデリバティブ取引における名目的な契約額又は計算上の想定元本であり、当該金額自体がデリバティブ取引のリスクの大きさを示すものではありません。
- 4 金銭債権の計算日後の償還予定額
金銭債権はすべて1年以内に償還予定であります。

(関連当事者との取引に関する注記)

該当事項はありません。

(その他の注記)

1 本報告書における開示対象ファンドの当該計算期間における当該親投資信託の元本額の変動及び計算日における元本の内訳

(2020年12月21日現在)	
同計算期間の期首元本額	1,112,288,428円
同計算期間中の追加設定元本額	206,380,579円
同計算期間中の一部解約元本額	106,543,410円
同計算期間末日の元本額	1,212,125,597円
当該親投資信託受益証券を投資対象とする投資信託の元本額は次の通りです。	
サイエンティフィック・エクイティ・ファンド	386,906,281円
ブラックロック・アメリカ大陸ロング・ショート・ファンド（ダイワ投資一任専用）	825,219,316円
合計	1,212,125,597円

2 有価証券関係

売買目的有価証券

種類	(2020年12月21日現在)
	当計算期間の損益に 含まれた評価差額（円）
投資証券	71,615,566
合計	71,615,566

(注) 「当計算期間の損益に含まれた評価差額」の欄には、当該親投資信託の期首から計算日までの評価差額を記載しております。

3 デリバティブ取引関係

取引の時価等に関する事項

通貨関連

区分	種類	(2020年12月21日現在)			
		契約額等(円)		時価(円)	評価損益(円)
			うち1年超 (円)		
市場取引以外の取引	為替予約取引 売建 アメリカドル	1,497,227,757	-	1,484,564,700	12,663,057
	買建 アメリカドル	22,881,864		22,831,510	50,354
合計		1,520,109,621	-	1,507,396,210	12,612,703

(注1) 時価の算定方法

為替予約取引

- 1 計算日に対顧客先物相場の仲値が発表されている外貨については、以下のように評価しております。
計算日において為替予約の受渡日(以下「当該日」という)の対顧客先物相場が発表されている場合は、当該為替予約は当該仲値で評価しております。
計算日において当該日の対顧客先物相場が発表されていない場合は、以下の方法によっております。
 - ・ 計算日に当該日を超える対顧客先物相場が発表されている場合には、発表されている先物相場のうち当該日に最も近い前後二つの先物相場の仲値をもとに計算したレートを用いております。
 - ・ 計算日に当該日を超える対顧客先物相場が発表されていない場合には、当該日に最も近い発表されている対顧客先物相場の仲値を用いております。
- 2 計算日に対顧客先物相場の仲値が発表されていない外貨については、計算日の対顧客相場の仲値で評価しております。

(注2) 上記取引で、ヘッジ会計が適用されているものではありません。

(3) 附属明細表

第1 有価証券明細表

(1) 株式

該当事項はありません。

(2) 株式以外の有価証券

種類	通貨	銘柄	券面総額	評価額	備考
投資証券	アメリカドル	ブラックロック・ストラテジック・ファンズ ブラックロック・アメリカズ・ダイバーシファイド・エクイティ・アプソルート・リターン・ファンド クラスX投資証券	82,826.430	12,901,044.730	
		インスティテューショナル・キャッシュ・シリーズplc ブラックロック・ICS・USTレジャーリー・ファンド エージェンシークラス投資証券	12,300.320	1,304,883.130	
	アメリカドル	小計	95,126.750	14,205,927.860 (1,468,892,940)	
投資証券	合計			1,468,892,940 (1,468,892,940)	
合計				1,468,892,940 (1,468,892,940)	

(注1)投資証券における券面総額欄の数値は、口数を表示しております。

(注2) 1 各種通貨毎の小計の欄における()内の金額は、邦貨換算額であります。

2 合計欄における()内の金額は、外貨建有価証券の邦貨換算額の合計額であり、内数で表示してあります。

3 外貨建有価証券の内訳

通貨	銘柄数	組入投資証券時価比率	合計金額に対する比率
アメリカドル	投資証券 2銘柄	100.0%	100.0%

第2 信用取引契約残高明細表

該当事項はありません。

第3 デリバティブ取引及び為替予約取引の契約額等及び時価の状況表

当該事項はデリバティブ取引関係の注記事項として記載しております。

(参考情報)

当ファンドは、「ブラックロック・ストラテジック・ファンズブラックロック・アメリカズ・ダイバーシファイド・エクイティ・アブソルート・リターン・ファンド クラスX投資証券」及び「インスティテューショナル・キャッシュ・シリーズplc ブラックロック・ICS・USTレジャーリー・ファンド エージェンシークラス投資証券」(以下、両者を併せて「同ファンド」という。)を主要投資対象としており、貸借対照表の資産の部に計上された投資証券は、すべて同ファンドの投資証券であります。同ファンドの状況は以下のとおりであります。

なお、以下に記載した情報は監査意見の対象外です。

同ファンドの状況

(1)「ブラックロック・ストラテジック・ファンズブラックロック・アメリカズ・ダイバーシファイド・エクイティ・アブソルート・リターン・ファンド クラスX投資証券」は、ルクセンブルグにおいて設立されたオープンエンド型投資法人が発行するファンドであり、当該ファンドの現時点で日本語に翻訳された直近の情報は、2020年5月31日に終了する計算期間(2019年6月1日から2020年5月31日まで)に係る財務書類であります。

当該財務書類は、当該ファンドを含む「ブラックロック・ストラテジック・ファンズ」の2020年5月31日現在の財務書類のうち、当該ファンドにかかる部分を、委託会社において抜粋し、その原文を翻訳したものです。なお、財務書類に含まれる「投資有価証券明細表」の銘柄については原文通り英語表記で行っております。

(2)「インスティテューショナル・キャッシュ・シリーズplc ブラックロック・ICS・USTレジャーリー・ファンド エージェンシークラス投資証券」は、アイルランドにおいて設立されたオープンエンド型投資法人が発行するファンドであり、当該ファンドの現時点で日本語に翻訳された直近の情報は、2020年3月31日に終了する中間計算期間(2019年10月1日から2020年3月31日まで)に係る中間財務書類であります。

当該中間財務書類は、当該ファンドを含む「インスティテューショナル・キャッシュ・シリーズplc」の2020年3月31日現在の中間財務書類のうち、当該ファンドにかかる部分を、委託会社において抜粋し、その原文を翻訳したものです。なお、中間財務書類に含まれる「投資有価証券明細表」の銘柄については原文通り英語表記で行っております。なお、アイルランドにおける独立監査人の監査を受けておりません。

純資産計算書 2020年5月31日現在

	注記	米ドル
資産		
投資有価証券 - 取得原価		935,337,488
未実現評価益		60,002
投資有価証券 - 時価	2 (a)	935,397,490
銀行預金	2 (a)	341,094
未収利息および未収配当金	2 (a)、2 (d)	396,068
売却投資有価証券未収金	2 (a)、2 (d)	364,915,150
販売投資証券未収金	2 (a)	4,061,269
以下に係る未実現純評価益：		
未決済先渡為替予約	2 (d)	10,810,086
差金決済契約	2 (d)	1,666,568
その他の資産	2 (a)	100
資産合計		1,317,587,825
負債		
ブローカーに対する債務	15	14,168,492
未払利息および未払配当金	2 (a)、2 (d)	4,711,243
購入投資有価証券未払金	2 (a)、2 (d)	356,539,429
買戻し投資証券未払金	2 (a)	1,612,407
スワップの時価	2 (d)	1,353,800
未払費用およびその他の負債	2 (a)、4、5、6、7、8	2,059,943
負債合計		380,445,314
純資産合計		937,142,511

添付の注記は、これらの財務書類の不可分の一部である。

3 会計年度末における純資産価額の概要 2020年5月31日現在

ブラックロック・アメリカズ・ダイバーシファイド・
エクイティ・アブソルート・リターン・ファンド

	通貨	2020年	2019年	2018年
		5月31日現在	5月31日現在	5月31日現在
純資産合計	米ドル	937,142,511	1,240,896,160	934,604,752
以下の1口当たり純資産価額:				
クラスA無分配投資証券(豪ドル)	豪ドル	207.03	193.21	178.46
クラスA無分配投資証券(ユーロ)	ユーロ	103.78	100.78	-
クラスAスウェーデン・クロネ・ヘッジ無分配投資証券	スウェーデン・クロネ	125.53	125.05	129.93
クラスA無分配英国報告型投資証券	米ドル	136.43	132.72	134.30
クラスAユーロ・ヘッジ無分配英国報告型投資証券	ユーロ	123.55	123.33	128.43
クラスA無分配英国報告型投資証券(英ポンド)	英ポンド	175.23	167.39	160.17
クラスD無分配投資証券	米ドル	116.95	113.21	113.90
クラスDスイス・フラン・ヘッジ無分配投資証券	スイス・フラン	103.32	102.97	107.08
クラスDユーロ・ヘッジ無分配英国報告型投資証券	ユーロ	127.47	126.74	131.30
クラスD英ポンド・ヘッジ無分配英国報告型投資証券	英ポンド	112.83	110.81	113.49
クラスEユーロ・ヘッジ無分配投資証券	ユーロ	99.43	99.76	104.40
クラスIユーロ・ヘッジ無分配投資証券	ユーロ	104.03	103.04	106.44
クラスI日本円・ヘッジ無分配投資証券	日本円	10,001.49	9,901.72	10,209.24
クラスIスウェーデン・クロネ・ヘッジ無分配投資証券	スウェーデン・クロネ	96.24	95.14	-
クラスI無分配英国報告型投資証券	米ドル	110.94	107.08	107.42
クラスX無分配投資証券	米ドル	164.27	156.99	155.83

添付の注記は、これらの財務書類の不可分の一部である。

損益および純資産変動計算書 2020年5月31日に終了した会計年度

	注記	ブラックロック・アメリカズ・ ダイバーシファイド・エクイ ティ・アブソルート・リター ン・ファンド 米ドル
期首純資産		1,240,896,160
収益		
預金利息	2 (c)	4,021,148
債券利息	2 (c)	19,096,885
スワップに係る受取利息および受取配当金	2 (c)	252,400
差金決済契約に係る受取配当金、源泉徴収税控除後	2 (c)、2 (d)	59,238,335
収益合計		82,608,768
費用		
差金決済契約に係る支払利息	2 (c)、2 (d)	16,818,999
差金決済契約に係る支払配当金、源泉徴収税控除後	2 (c)、2 (d)	73,272,651
管理事務代行報酬	5	2,064,663
預託報酬	2 (i)、6	960,425
税金	8	378,408
パフォーマンス・フィー	7	115
販売報酬	4	106,563
ローン・コミットメント・フィー	14	14,148
投資運用報酬および投資運用再委託報酬	4	13,434,627
費用合計		107,050,599
投資純損失		(24,441,831)
以下に係る実現純利益 / (損失) :		
投資有価証券	2 (a)、2 (b)	5,628,213
差金決済契約	2 (d)	27,454,580
外貨および先渡為替予約	2 (d)、 2 (e)、2 (j)	(33,785,184)
スワップ取引	2 (d)	7,489,630
当期実現純利益		6,787,239
以下に係る未実現評価益 / (損) の純変動額 :		
投資有価証券	2 (a)	88,890
差金決済契約	2 (d)	9,235,850
外貨および先渡為替予約	2 (d)、 2 (e)、2 (j)	12,053,786
スワップ取引	2 (d)	(3,359,499)
当期末実現評価益 / (損) の純変動		18,019,027
運用成績による純資産の増加		364,435
資本の変動		
投資証券発行による正味受取額		674,864,869
投資証券買戻しによる正味支払額	2 (g)	(978,982,953)
資本の変動による純資産の減少		(304,118,084)
期末純資産		937,142,511

添付の注記は、これらの財務書類の不可分の一部である。

発行済投資証券口数変動表 2020年5月31日に終了した会計年度

ブラックロック・アメリカズ・ダイバーシファイド・エクイティ・
アブソルート・リターン・ファンド

	期首発行済 投資証券口数	当期発行 投資証券口数	当期買戻し 投資証券口数	期末発行済 投資証券口数
クラスA無分配投資証券(豪ドル)	352	-	203	149
クラスA無分配投資証券(ユーロ)	45	-	-	45
クラスAスウェーデン・クローネ・ヘッジ無分 配投資証券	2,068,419	884,956	1,072,274	1,881,101
クラスA無分配英国報告型投資証券	497,634	304,775	449,148	353,261
クラスAユーロ・ヘッジ無分配英国報告型投資 証券	1,828,301	1,609,835	1,470,041	1,968,095
クラスA無分配英国報告型投資証券(英ポ ンド)	91	9,460	295	9,256
クラスD無分配投資証券	857,994	249,903	679,675	428,222
クラスDスイス・フラン・ヘッジ無分配投資証 券	37,363	8,724	26,558	19,529
クラスDユーロ・ヘッジ無分配英国報告型投資 証券	971,369	714,248	1,212,557	473,060
クラスD英ポンド・ヘッジ無分配英国報告型投 資証券	1,425	490	1,050	865
クラスEユーロ・ヘッジ無分配投資証券	272,226	12,579	174,835	109,970
クラスIユーロ・ヘッジ無分配投資証券	754,683	784,939	1,183,013	356,609
クラスI日本円・ヘッジ無分配投資証券	2,684,886	628,107	755,171	2,557,822
クラスIスウェーデン・クローネ・ヘッジ無分 配投資証券	11,795,860	106,125	10,854,324	1,047,661
クラスI無分配英国報告型投資証券	1,515,571	1,097,294	1,217,295	1,395,570
クラスX無分配投資証券	101,926	35,458	43,224	94,160

添付の注記は、これらの財務書類の不可分の一部である。

ブラックロック・アメリカズ・ダイバーシファイド・エクイティ・アブソルート・リターン・ファンド

投資有価証券明細表 2020年5月31日現在

保有高	銘柄	時価 (米ドル)	純資産比率 (%)
公認の証券取引所に上場されているまたはその他の規制市場で取引されている譲渡可能な有価証券および短期金融商品			
普通株式			
	米国		
20,298	Beam Therapeutics Inc	517,396	0.05
1,742	Bill.com Holdings Inc	115,930	0.01
4,769	Lyft Inc 'A'	149,890	0.02
3,375	Pinterest Inc 'A'	67,669	0.01
		850,885	0.09
普通株式合計		850,885	0.09
債券			
	米国		
USD 4,000,000	United States Cash Management Bill 8/9/2020 (Zero Coupon)	3,997,295	0.43
USD 23,500,000	United States Cash Management Bill 6/10/2020 (Zero Coupon)	23,488,613	2.50
USD 15,000,000	United States Cash Management Bill 3/11/2020 (Zero Coupon)	14,988,643	1.60
USD 4,000,000	United States Treasury Bill 18/6/2020 (Zero Coupon)	3,999,831	0.43
USD 70,000,000	United States Treasury Bill 9/7/2020 (Zero Coupon)	69,906,483	7.46
USD 18,000,000	United States Treasury Bill 14/7/2020 (Zero Coupon)	17,997,533	1.92
USD 25,000,000	United States Treasury Bill 6/8/2020 (Zero Coupon)	24,928,175	2.66
USD 40,000,000	United States Treasury Bill 13/8/2020 (Zero Coupon)	39,991,339	4.27
USD 3,000,000	United States Treasury Bill 10/9/2020 (Zero Coupon)	2,998,858	0.32
USD 6,000,000	United States Treasury Bill 17/9/2020 (Zero Coupon)	5,997,727	0.64
USD 15,000,000	United States Treasury Bill 1/10/2020 (Zero Coupon)	14,994,833	1.60
USD 8,000,000	United States Treasury Bill 22/10/2020 (Zero Coupon)	7,995,231	0.85
USD 15,000,000	United States Treasury Bill 27/11/2020 (Zero Coupon)	14,987,933	1.60
USD 15,000,000	United States Treasury Bill-When Issued 7/7/2020 (Zero Coupon)	14,998,322	1.60
USD 19,000,000	United States Treasury Bill-When Issued 3/9/2020 (Zero Coupon)	18,942,493	2.02
		280,213,309	29.90
債券合計		280,213,309	29.90
譲渡性預金証書			
	米国		
USD 9,250,000	KBC Bank NV 0.57% 28/7/2020	9,250,000	0.99
USD 6,000,000	KBC Bank NV 0.42% 30/7/2020	6,000,711	0.64
USD 15,000,000	Mizuho Bank Ltd 0.31% 18/9/2020	15,000,000	1.60
USD 11,400,000	Oversea-Chinese Banking Corp 1.87% 4/8/2020	11,400,000	1.22
USD 2,500,000	Oversea-Chinese Banking Corp 10/8/2020 (Zero Coupon)	2,499,975	0.27
USD 14,500,000	Skandinaviska Enskilda Banken AB 1.83% 8/6/2020	14,500,000	1.55
USD 17,000,000	Skandinaviska Enskilda Banken AB 1.85% 2/7/2020	17,000,308	1.81
USD 800,000	Sumitomo Mitsui Banking Corp 1.15% 14/7/2020	800,449	0.08
USD 5,000,000	Sumitomo Mitsui Trust Bank Ltd 0.90% 21/7/2020	5,001,081	0.53

保有高	銘柄	時価 (米ドル)	純資産比率 (%)
	米国(続き)		
USD 12,000,000	Sumitomo Mitsui Trust Bank Ltd 0.43% 12/11/2020	12,000,000	1.28
		93,452,524	9.97
	譲渡性預金証書合計	93,452,524	9.97
	コマーシャル・ペーパー		
	米国		
USD 4,000,000	ABN Amro Funding USA LLC 2/10/2020 (Zero Coupon)	3,975,000	0.42
USD 7,000,000	Albion Capital Corp SA 27/7/2020 (Zero Coupon)	6,994,361	0.75
USD 20,000,000	Banque Et Caisse Epargne 5/6/2020 (Zero Coupon)	19,994,533	2.13
USD 15,300,000	Banque Et Caisse Epargne 20/10/2020 (Zero Coupon)	15,278,729	1.63
USD 12,050,000	Barton Capital SA 1/6/2020 (Zero Coupon)	12,049,130	1.28
USD 12,000,000	Barton Capital SA 15/9/2020 (Zero Coupon)	11,989,200	1.28
USD 16,000,000	Bedford Row Funding Corp 18/6/2020 (Zero Coupon)	15,986,236	1.71
USD 12,000,000	Bennington Stark Cap Co 10/6/2020 (Zero Coupon)	11,999,083	1.28
USD 4,000,000	BNP Paribas 24/8/2020 (Zero Coupon)	3,995,700	0.43
USD 10,000,000	Chariot Funding LLC 21/7/2020 (Zero Coupon)	9,976,311	1.06
USD 11,500,000	Charta LLC 3/8/2020 (Zero Coupon)	11,494,394	1.23
USD 18,000,000	Ciesco LLC 9/6/2020 (Zero Coupon)	17,991,700	1.92
USD 22,750,000	CRC Funding LLC 4/6/2020 (Zero Coupon)	22,744,755	2.43
USD 10,000,000	Credit Suisse 11/6/2020 (Zero Coupon)	9,996,333	1.07
USD 10,000,000	DBS Bank Ltd 6/8/2020 (Zero Coupon)	9,968,644	1.06
USD 11,700,000	DBS Bank Ltd 20/8/2020 (Zero Coupon)	11,650,697	1.24
USD 15,000,000	Erste Abwicklungsanstalt 2/6/2020 (Zero Coupon)	14,998,125	1.60
USD 18,000,000	European Investment Bank 2/9/2020 (Zero Coupon)	17,987,175	1.92
USD 3,000,000	Exxon Mobil Corp 13/7/2020 (Zero Coupon)	2,994,500	0.32
USD 9,000,000	Federation Des Caisses Desjardins 16/7/2020 (Zero Coupon)	8,978,967	0.96
USD 13,000,000	JP Morgan Securities LLC 6/10/2020 (Zero Coupon)	12,917,082	1.38
USD 7,500,000	JP Morgan Securities LLC 3/11/2020 (Zero Coupon)	7,488,552	0.80
USD 25,000,000	Jupiter Securitization Company LLC 15/7/2020 (Zero Coupon)	24,964,861	2.66
USD 6,000,000	Jupiter Securitization Company LLC 3/8/2020 (Zero Coupon)	5,996,208	0.64
USD 16,000,000	Kells Funding LLC 19/6/2020 (Zero Coupon)	15,985,422	1.71
USD 15,000,000	La Fayette Asset Securitization LLC (Zero Coupon)	14,967,550	1.60
USD 5,000,000	LMA Americas LLC 5/6/2020 (Zero Coupon)	4,998,592	0.53
USD 10,000,000	LMA Americas LLC 20/8/2020 (Zero Coupon)	9,994,306	1.07
USD 26,000,000	Matchpoint Finance Plc 16/7/2020 (Zero Coupon)	25,962,322	2.77
USD 5,000,000	Metlife Short Term Fund 8/6/2020 (Zero Coupon)	4,997,688	0.53
USD 10,500,000	National Security Clearing Corp 9/6/2020 (Zero Coupon)	10,494,633	1.12
USD 26,075,000	National Security Clearing Corp 7/7/2020 (Zero Coupon)	26,026,558	2.78
USD 13,500,000	National Security Clearing Corp 10/7/2020 (Zero Coupon)	13,473,401	1.44
USD 15,000,000	Natixis 9/6/2020 (Zero Coupon)	14,992,500	1.60
USD 6,000,000	Old Line Funding LLC 7/7/2020 (Zero Coupon)	5,992,020	0.64
USD 19,000,000	Old Line Funding LLC 13/7/2020 (Zero Coupon)	18,958,897	2.02
USD 9,750,000	Old Line Funding LLC 27/7/2020 (Zero Coupon)	9,722,825	1.04
USD 8,000,000	Oversea-Chinese Banking Corp 8/6/2020 (Zero Coupon)	7,997,900	0.85

保有高	銘柄	時価 (米ドル)	純資産比率 (%)
	米国(続き)		
USD 20,631,000	Santander UK Plc 1/7/2020 (Zero Coupon)	20,600,008	2.20
USD 17,200,000	Suncorp Metway Ltd 26/8/2020 (Zero Coupon)	17,131,888	1.83
USD 13,050,000	Suncorp Metway Ltd 4/11/2020 (Zero Coupon)	13,027,090	1.39
USD 15,000,000	Svenska Handelsbanken AB 17/7/2020 (Zero Coupon)	14,965,600	1.60
USD 2,200,000	Swedbank AB 19/10/2020 (Zero Coupon)	2,197,136	0.23
USD 16,000,000	Total Capital Canada Ltd 19/8/2020 (Zero Coupon)	15,984,160	1.70
		560,880,772	59.85
コマーシャル・ペーパー合計		560,880,772	59.85
公認の証券取引所に上場されているまたはその他の規制市場で取引されている 譲渡可能な有価証券および短期金融商品合計		935,397,490	99.81
投資有価証券(時価)合計		935,397,490	99.81
その他の純資産		1,745,021	0.19
純資産合計(米ドル)		937,142,511	100.00

添付の注記は、これらの財務書類の不可分の一部である。

差金決済契約 2020年5月31日現在

保有高	銘柄	取引相手	未実現評価益/ (損) (米ドル)
	ブラジル		
166,386	AES Tiete Energia SA (Unit)	Morgan Stanley	12,614
13,100	Agrenco Ltd*	Morgan Stanley	(377)
(8,454)	Aliansce Sonae Shopping Centers sa	Morgan Stanley	1,080
35,353	Alliar Medicos A Frente SA	Goldman Sachs	12,145
13,169	Alliar Medicos A Frente SA	HSBC	3,204
16,950	Alliar Medicos A Frente SA	Morgan Stanley	4,019
(21,580)	Alpargatas SA (Pref)	Goldman Sachs	(18,282)
(4,404)	Alpargatas SA (Pref)	HSBC	(2,086)
(13,859)	Alpargatas SA (Pref)	Morgan Stanley	(1)
(238,229)	Alupar Investimento SA (Unit)	Morgan Stanley	(72,168)
(64,173)	Ambev SA	HSBC	(16,363)
(8,053)	Anima Holding SA	Goldman Sachs	(5,689)
(4,886)	Anima Holding SA	Morgan Stanley	(2,424)
16,000	Arezzo Industria e Comercio SA	HSBC	10,007
32,954	Arezzo Industria e Comercio SA	Morgan Stanley	12,957
4,277	B2W Cia Digital	Goldman Sachs	9,090
1,434	B2W Cia Digital	HSBC	2,408
1,973	B2W Cia Digital	Morgan Stanley	3,193
7,242	B3 SA - Brasil Bolsa Balcao	Goldman Sachs	9,078
36,875	B3 SA - Brasil Bolsa Balcao	HSBC	29,457
49,638	Banco Bradesco SA (Pref)	Goldman Sachs	24,873
63,358	Banco Bradesco SA (Pref)	HSBC	23,390
42,424	Banco Bradesco SA (Pref)	Morgan Stanley	3,080
(2,178)	Banco do Brasil SA	HSBC	650
(2,640)	Banco do Brasil SA	Morgan Stanley	812
(18,280)	Banco Inter SA (Pref)	Goldman Sachs	(10,204)
(29,900)	Banco Inter SA (Pref)	Morgan Stanley	(12,195)
(3,314)	Banco Inter SA (Unit)	Goldman Sachs	(1,270)
(2,551)	Banco Inter SA (Unit)	Morgan Stanley	(2,605)
(15,600)	Banco Pan SA (Pref)	HSBC	(3,034)
(168,500)	Banco Pan SA (Pref)	Morgan Stanley	(18,584)
2,567	Banco Santander Brasil SA (Unit)	Goldman Sachs	1,567
20,729	Banco Santander Brasil SA (Unit)	HSBC	6,256
10,762	Banco Santander Brasil SA (Unit)	Morgan Stanley	1,446
(3,488)	BR Properties SA	Goldman Sachs	(971)
(229,032)	BR Properties SA	Morgan Stanley	(15,733)
(19,548)	Braskem SA 'A' (Pref)	HSBC	(32,773)
(31,094)	Braskem SA 'A' (Pref)	Morgan Stanley	(18,094)
15,011	BRF SA	Goldman Sachs	5,352
8,764	BRF SA	HSBC	8,656
43,790	CCR SA	Goldman Sachs	36,906
52,506	CCR SA	HSBC	34,720
(59,778)	Centrais Eletricas Brasileiras SA	HSBC	(82,416)
(30,880)	Centrais Eletricas Brasileiras SA	Morgan Stanley	(21,075)

保有高	銘柄	取引相手	未実現評価益/ (損) (米ドル)
	ブラジル(続き)		
(86)	Cia Brasileira de Distribuicao	Goldman Sachs	(145)
(34,527)	Cia Brasileira de Distribuicao	Morgan Stanley	(30,598)
23,203	Cia de Locacao das Americas	Goldman Sachs	10,401
106,597	Cia de Locacao das Americas	Morgan Stanley	20,758
(73,278)	Cia de Saneamento Basico do Estado de Sao Paulo	HSBC	(193,115)
32,827	Cia de Saneamento de Minas Gerais-COPASA	Goldman Sachs	93,445
77,645	Cia de Saneamento de Minas Gerais-COPASA	Morgan Stanley	113,562
67,182	Cia de Saneamento do Parana (Unit)	Morgan Stanley	41,763
(7,212)	Cia Ferro Ligas da Bahia - FERBASA (Pref)	Goldman Sachs	(3,404)
(3,314)	Cia Ferro Ligas da Bahia - FERBASA (Pref)	HSBC	(1,795)
(17,040)	Cia Ferro Ligas da Bahia - FERBASA (Pref)	Morgan Stanley	(1,779)
43,008	Cia Hering	Goldman Sachs	12,742
7,967	Cia Hering	HSBC	220
36,895	Cia Hering	Morgan Stanley	2,641
82,768	Cielo SA	Goldman Sachs	5,319
86,654	Cielo SA	HSBC	11,146
168,213	Cielo SA	Morgan Stanley	19,471
(342,778)	Cogna Educacao	HSBC	(52,460)
5,871	Cosan SA	Goldman Sachs	5,659
9,769	Cosan SA	HSBC	(949)
9,931	Cosan SA	Morgan Stanley	7,474
31,391	Cyrela Brazil Realty SA Empreendimentos e Participacoes	Goldman Sachs	30,848
82,870	Cyrela Brazil Realty SA Empreendimentos e Participacoes	HSBC	67,560
32,866	Cyrela Brazil Realty SA Empreendimentos e Participacoes	Morgan Stanley	15,875
(2,448)	Direcional Engenharia SA	Goldman Sachs	104
(27,695)	Direcional Engenharia SA	Morgan Stanley	(1,795)
317,869	Duratex SA	HSBC	118,266
(95,229)	EcoRodovias Infraestrutura e Logistica SA	Goldman Sachs	(77,507)
(8,824)	EcoRodovias Infraestrutura e Logistica SA	Morgan Stanley	(2,462)
23,129	Embraer SA	Goldman Sachs	4,166
74,777	Embraer SA	HSBC	(4,661)
88,259	Embraer SA	Morgan Stanley	7,795
46,943	Enauta Participacoes SA	Goldman Sachs	11,162
10,639	Energisa SA (Unit)	Morgan Stanley	(532)
(2,675)	Eneva SA	Goldman Sachs	(3,512)
(20,556)	Eneva SA	Morgan Stanley	(8,920)
(6,639)	Equatorial Energia SA	HSBC	397
4,120	Ez Tec Empreendimentos e Participacoes SA	HSBC	5,739
3,850	Ez Tec Empreendimentos e Participacoes SA	Morgan Stanley	1,606
7,481	Fleury SA	Morgan Stanley	1,563
(37,505)	Gerdau SA (Pref)	Morgan Stanley	(14,968)
(6,691)	Grendene SA	HSBC	(1,216)
(11,786)	Grendene SA	Morgan Stanley	(1,725)

保有高	銘柄	取引相手	未実現評価益/ (損) (米ドル)
	ブラジル(続き)		
(6,262)	Grupo SBF SA	Goldman Sachs	(6,613)
(9,652)	Grupo SBF SA	Morgan Stanley	(6,824)
22,278	Guararapes Confecoos SA	Goldman Sachs	14,723
38,872	Guararapes Confecoos SA	HSBC	21,786
36,403	Guararapes Confecoos SA	Morgan Stanley	12,140
(6,892)	Hapvida Participacoes e Investimentos SA	Goldman Sachs	(12,680)
(30,859)	Hapvida Participacoes e Investimentos SA	HSBC	(33,575)
(12,150)	Hapvida Participacoes e Investimentos SA	Morgan Stanley	(6,327)
(3,369)	Iguatemi Empresa de Shopping Centers SA	Morgan Stanley	(774)
3,339	Instituto Hermes Pardini SA	HSBC	519
192,177	International Meal Co Alimentacao SA 'A'	Goldman Sachs	42,407
40,908	International Meal Co Alimentacao SA 'A'	HSBC	7,097
83,379	International Meal Co Alimentacao SA 'A'	Morgan Stanley	14,522
5,869	Itau Unibanco Holding SA (Pref)	Morgan Stanley	661
172,051	Itausa - Investimentos Itau SA (Pref)	HSBC	27,284
4,633	Itausa - Investimentos Itau SA (Pref)	Morgan Stanley	209
7,227	JBS SA	Goldman Sachs	(38)
25,380	JBS SA	HSBC	(1,349)
37,651	JBS SA	Morgan Stanley	11,076
(12,700)	JHSF Participacoes SA	HSBC	(2,240)
(363,625)	JHSF Participacoes SA	Morgan Stanley	(28,533)
2,653	JSL SA	Goldman Sachs	2,147
3,944	JSL SA	HSBC	2,684
10,422	JSL SA	Morgan Stanley	4,000
96,583	Klabin SA (Unit)	HSBC	(12,880)
13,700	Laep Investments Ltd*	Goldman Sachs	(660)
24,300	Laep Investments Ltd*	Morgan Stanley	(1,179)
(7,327)	Localiza Rent a Car SA	Goldman Sachs	(11,436)
(1,268)	Localiza Rent a Car SA	HSBC	(2,013)
(56,561)	Localiza Rent a Car SA	Morgan Stanley	(14,038)
6,784	Locaweb Servicos de Internet SA	HSBC	1,199
2,237	Locaweb Servicos de Internet SA	Morgan Stanley	(1,002)
(12,337)	LOG Commercial Properties e Participacoes SA	Goldman Sachs	(7,290)
(13,654)	LOG Commercial Properties e Participacoes SA	HSBC	(4,995)
(16,337)	LOG Commercial Properties e Participacoes SA	Morgan Stanley	(1,183)
(19,795)	Log-in Logistica Intermodal SA	Goldman Sachs	(12,614)
(13,911)	Log-in Logistica Intermodal SA	Morgan Stanley	(5,392)
73,876	Lojas Americanas SA (Pref)	HSBC	35,772
(33,953)	Lojas Renner SA	HSBC	(43,134)
(7,900)	Lojas Renner SA	Morgan Stanley	(3,629)
(36,711)	LPS Brasil Consultoria de Imoveis SA	Goldman Sachs	(3,737)
(29,100)	LPS Brasil Consultoria de Imoveis SA	HSBC	(2,939)
(116,104)	LPS Brasil Consultoria de Imoveis SA	Morgan Stanley	(7,273)

保有高	銘柄	取引相手	未実現評価益/ (損) (米ドル)
	ブラジル(続き)		
(10,659)	M Dias Branco SA	HSBC	(5,884)
(2,006)	Magazine Luiza SA	HSBC	1,435
(145,800)	Mahle-Metal Leve SA	Goldman Sachs	(104,458)
(8,921)	Mahle-Metal Leve SA	Morgan Stanley	(3,401)
(222,645)	Marcopolo SA (Pref)	Morgan Stanley	(5,356)
(11,435)	Marisa Lojas SA	Goldman Sachs	(5,396)
(26,350)	Marisa Lojas SA	Morgan Stanley	(6,475)
(79,239)	Metalurgica Gerdau SA (Pref)	Goldman Sachs	(23,401)
(39,062)	Metalurgica Gerdau SA (Pref)	HSBC	(5,105)
(65,516)	Metalurgica Gerdau SA (Pref)	Morgan Stanley	(12,457)
(81,591)	Mills Estruturas e Servicos de Engenharia SA	Goldman Sachs	(17,819)
(14,577)	Mills Estruturas e Servicos de Engenharia SA	HSBC	(3,470)
(141,704)	Mills Estruturas e Servicos de Engenharia SA	Morgan Stanley	(19,741)
30,040	Minerva SA	Goldman Sachs	(522)
13,332	Minerva SA	HSBC	(974)
29,962	Minerva SA	Morgan Stanley	2,140
(24,081)	Mitre Realty Empreendimentos E Participacoes LTDA	Morgan Stanley	(5,592)
72,915	Movida Participacoes SA	Goldman Sachs	30,928
43,640	Movida Participacoes SA	HSBC	17,423
(166,485)	MRV Engenharia e Participacoes SA	Goldman Sachs	(72,709)
(97,284)	MRV Engenharia e Participacoes SA	Morgan Stanley	(13,176)
3,100	Multiplan Empreendimentos Imobiliarios SA	Goldman Sachs	2,326
28,083	Multiplan Empreendimentos Imobiliarios SA	HSBC	6,520
3,495	Multiplan Empreendimentos Imobiliarios SA	Morgan Stanley	187
65,439	Neoenergia SA	HSBC	35,668
91,562	Neoenergia SA	Morgan Stanley	36,112
(2,307,372)	Oi SA	Morgan Stanley	(44,509)
(121,993)	Omega Geracao SA	Morgan Stanley	(87,815)
(2,566)	Petrobras Distribuidora SA	Goldman Sachs	288
(137,922)	Petrobras Distribuidora SA	HSBC	(80,982)
(21,354)	Petrobras Distribuidora SA	Morgan Stanley	(8,749)
(97,679)	Petroleo Brasileiro SA (Pref)	HSBC	(35,650)
112,635	Qualicorp Consultoria e Corretora de Seguros SA	Morgan Stanley	33,931
1,783	Raia Drogasil SA	Goldman Sachs	4,026
29,429	Raia Drogasil SA	HSBC	50,040
9,773	Raia Drogasil SA	Morgan Stanley	9,417
(46,422)	Randon SA Implementos e Participacoes (Pref)	HSBC	(15,103)
(68,142)	Rumo SA	Goldman Sachs	(52,169)
88,685	Santos Brasil Participacoes SA	Goldman Sachs	18,733
27,083	Santos Brasil Participacoes SA	HSBC	4,288
5,746	SLC Agricola SA	HSBC	302
15,384	SLC Agricola SA	Morgan Stanley	503

保有高	銘柄	取引相手	未実現評価益/ (損) (米ドル)
	ブラジル(続き)		
4,382	Smiles Fidelidade SA	Goldman Sachs	(41)
3,218	Smiles Fidelidade SA	HSBC	437
11,520	Smiles Fidelidade SA	Morgan Stanley	375
(14,888)	Sul America SA (Unit)	HSBC	(5,706)
10,954	Suzano SA	HSBC	(958)
2,132	Suzano SA	Morgan Stanley	488
(49,609)	Taurus Armas SA	Goldman Sachs	(462)
(15,583)	Taurus Armas SA	HSBC	154
(90,530)	Taurus Armas SA	Morgan Stanley	(5,577)
111,280	Tegma Gestao Logistica SA	Goldman Sachs	60,172
23,490	Tegma Gestao Logistica SA	Morgan Stanley	5,309
(51,621)	TIM Participacoes SA	HSBC	(7,451)
30,550	TOTVS SA	HSBC	14,135
309,446	TOTVS SA	Morgan Stanley	43,123
(20,415)	Trisul SA	Morgan Stanley	(4,750)
(2,342)	Tupy SA	Goldman Sachs	(1,398)
(7,418)	Tupy SA	Morgan Stanley	(740)
(74,053)	Ultrapar Participacoes SA	HSBC	(59,393)
(43,550)	Usinas Siderurgicas de Minas Gerais SA Usiminas 'A' (Pref)	Goldman Sachs	(9,911)
(48,242)	Usinas Siderurgicas de Minas Gerais SA Usiminas 'A' (Pref)	Morgan Stanley	(14,642)
68,730	Vale SA	HSBC	67,656
14,194	Vale SA	Morgan Stanley	6,517
(5,500)	Vivara Participacoes SA	Goldman Sachs	(5,329)
(24,662)	Vivara Participacoes SA	Morgan Stanley	(6,950)
1,543	WEG SA	Goldman Sachs	1,786
36,770	WEG SA	HSBC	28,268
16,404	WEG SA	Morgan Stanley	11,872
(263,459)	Wiz Solucoes e Corretagem de Seguros SA	Morgan Stanley	(86,975)
(3,152)	YDUQS Participacoes SA	Goldman Sachs	(3,551)
(2,730)	YDUQS Participacoes SA	Morgan Stanley	(1,699)
			<u>(259,253)</u>
	カナダ		
53,301	Absolute Software Corp	Goldman Sachs	51,268
(99,161)	Advantage Oil & Gas Ltd	Goldman Sachs	(12,777)
(11,516)	Advantage Oil & Gas Ltd	Morgan Stanley	(612)
744	Advanz Pharma Corp Ltd	Morgan Stanley	(6,576)
1,148	Aecon Group Inc	Goldman Sachs	(309)
34,368	Aecon Group Inc	HSBC	60
47,373	Aecon Group Inc	Morgan Stanley	11,827
(2,579)	Ag Growth International Inc	Goldman Sachs	(4,072)
(3,987)	Ag Growth International Inc	HSBC	4,270
(5,111)	Ag Growth International Inc	Morgan Stanley	683
(577)	Agnico Eagle Mines Ltd	Goldman Sachs	2,892
(1,450)	Agnico Eagle Mines Ltd	HSBC	2,630

保有高	銘柄	取引相手	未実現評価益/ (損) (米ドル)
	カナダ(続き)		
(1,297)	Agnico Eagle Mines Ltd	Morgan Stanley	1,719
(20,275)	Aimia Inc	Goldman Sachs	1,186
(12,007)	Aimia Inc	HSBC	(3,958)
(49,936)	Aimia Inc	Morgan Stanley	6,080
(12,206)	Air Canada	Morgan Stanley	6,676
33,473	AKITA Drilling Ltd 'A'	Morgan Stanley	2,062
7,950	Alacer Gold Corp	Goldman Sachs	(5,437)
1,337	Alacer Gold Corp	Morgan Stanley	(677)
(6,560)	Alamos Gold Inc 'A'	Goldman Sachs	2,303
(9,491)	Alamos Gold Inc 'A'	Morgan Stanley	747
(4,425)	Alaris Royalty Corp	Goldman Sachs	(2,370)
(1,644)	Alaris Royalty Corp	HSBC	(163)
143,655	Algonquin Power & Utilities Corp	Goldman Sachs	114,822
2,997	Algonquin Power & Utilities Corp	HSBC	1,300
2,220	Algonquin Power & Utilities Corp	Morgan Stanley	1,188
2,707	Alimentation Couche-Tard Inc 'B'	Goldman Sachs	6,960
12,928	Alimentation Couche-Tard Inc 'B'	HSBC	26,127
46,303	Alimentation Couche-Tard Inc 'B'	Morgan Stanley	45,229
25,139	Allied Properties Real Estate Investment Trust (REIT)	Goldman Sachs	(3,201)
15,029	Allied Properties Real Estate Investment Trust (REIT)	HSBC	(21,950)
28,662	Allied Properties Real Estate Investment Trust (REIT)	Morgan Stanley	(787)
(17,476)	AltaGas Ltd	Goldman Sachs	(1,960)
(32,039)	AltaGas Ltd	HSBC	25,117
(21,376)	AltaGas Ltd	Morgan Stanley	888
478	Altius Minerals Corp	Goldman Sachs	303
67,499	Altius Minerals Corp	Morgan Stanley	10,027
(4,533)	Altus Group Ltd	Goldman Sachs	(14,970)
(1,331)	Altus Group Ltd	HSBC	(2,433)
(13,496)	Altus Group Ltd	Morgan Stanley	(24,708)
5,843	Andlauer Healthcare Group Inc	Goldman Sachs	1,518
1,303	Andlauer Healthcare Group Inc	HSBC	5,118
2,192	Andlauer Healthcare Group Inc	Morgan Stanley	293
2,774	Aptose Biosciences Inc	Goldman Sachs	(2,133)
2,394	Aptose Biosciences Inc	HSBC	(1,342)
(9,121)	ARC Resources Ltd	Goldman Sachs	(3,716)
(34,144)	ARC Resources Ltd	HSBC	(3,975)
(39,710)	ARC Resources Ltd	Morgan Stanley	1,832
8,199	Aritzia Inc	Goldman Sachs	21,209
8,148	Aritzia Inc	HSBC	7,907
18,425	Aritzia Inc	Morgan Stanley	20,007
(51,144)	Artis Real Estate Investment Trust (REIT)	Goldman Sachs	(7,884)
(6,805)	Artis Real Estate Investment Trust (REIT)	HSBC	(732)
(22,088)	Artis Real Estate Investment Trust (REIT)	Morgan Stanley	(1,950)

保有高	銘柄	取引相手	未実現評価益/ (損) (米ドル)
	カナダ(続き)		
(15,307)	Atco Ltd 'I'	Goldman Sachs	(49,603)
(6,693)	Atco Ltd 'I'	HSBC	(10,139)
(6,795)	Atco Ltd 'I'	Morgan Stanley	(15,792)
12,075	Atlantic Power Corp	HSBC	2,445
88,599	Atlantic Power Corp	Morgan Stanley	3,423
(5,258)	ATS Automation Tooling Systems Inc	Goldman Sachs	(1,645)
(5,166)	ATS Automation Tooling Systems Inc	HSBC	2,424
(25,704)	ATS Automation Tooling Systems Inc	Morgan Stanley	24,473
(809)	Aurinia Pharmaceuticals Inc	Goldman Sachs	1,603
(2,087)	Aurinia Pharmaceuticals Inc	Morgan Stanley	2,198
3,201	B2Gold Corp	Goldman Sachs	(155)
9,175	B2Gold Corp	HSBC	(1,110)
23,093	B2Gold Corp	Morgan Stanley	463
(15,940)	Badger Daylighting Ltd	HSBC	(23,756)
(1,603)	Badger Daylighting Ltd	Morgan Stanley	(526)
611	Ballard Power Systems Inc	Goldman Sachs	550
3,193	Ballard Power Systems Inc	Morgan Stanley	2,413
1,621	Bank of Montreal	Goldman Sachs	8,530
3,798	Bank of Montreal	HSBC	11,247
6,522	Bank of Montreal	Morgan Stanley	25,175
4,501	Bank of Nova Scotia	HSBC	12,149
6,311	Bank of Nova Scotia	Morgan Stanley	27,159
(12,989)	Barrick Gold Corp	Goldman Sachs	48,387
(935)	Barrick Gold Corp	Morgan Stanley	1,734
(9,179)	Bausch Health Cos Inc	Goldman Sachs	(23,965)
(3,456)	Bausch Health Cos Inc	HSBC	(4,664)
(4,629)	Bausch Health Cos Inc	Morgan Stanley	(3,145)
128,778	Baytex Energy Corp	Goldman Sachs	7,266
97,749	Baytex Energy Corp	HSBC	2,790
12,029	Baytex Energy Corp	Morgan Stanley	155
25,511	BCE Inc	Goldman Sachs	61,992
7,317	BCE Inc	HSBC	4,990
60,996	BCE Inc	Morgan Stanley	152,875
1,858	Bellatrix Exploration Ltd*	Morgan Stanley	(490)
(1,781)	BELLUS Health Inc	Goldman Sachs	970
(5,305)	BELLUS Health Inc	Morgan Stanley	(216)
96,031	Birchcliff Energy Ltd	Morgan Stanley	2,463
(53,694)	BlackBerry Ltd	Goldman Sachs	(9,125)
(47,434)	BlackBerry Ltd	Morgan Stanley	(2,999)
15,799	Boardwalk Real Estate Investment Trust (REIT)	Goldman Sachs	48,664
4,419	Boardwalk Real Estate Investment Trust (REIT)	Morgan Stanley	1,298
(248,108)	Bombardier Inc 'B'	Morgan Stanley	4,668
153,318	Bonavista Energy Corp	Morgan Stanley	317
(31,199)	Borallex Inc 'A'	Morgan Stanley	(25,031)

保有高	銘柄	取引相手	未実現評価益/ (損) (米ドル)
	カナダ(続き)		
5,557	Brookfield Asset Management Inc 'A'	Goldman Sachs	6,872
172	Brookfield Asset Management Inc 'A'	HSBC	(279)
10,966	Brookfield Asset Management Inc 'A'	Morgan Stanley	17,021
12,879	Brookfield Business Partners LP	Goldman Sachs	25,986
2,811	Brookfield Business Partners LP	HSBC	3,762
8,099	Brookfield Business Partners LP	Morgan Stanley	8,364
2,128	Brookfield Infrastructure Corp 'A'	Morgan Stanley	(1,914)
19,159	Brookfield Infrastructure Partners LP	Morgan Stanley	34,282
28,558	Brookfield Property Partners LP	Morgan Stanley	31,284
16,758	Brookfield Renewable Partners LP	Morgan Stanley	(6,375)
1,289	BRP Inc	HSBC	6,738
(7,901)	CAE Inc	HSBC	5,447
(9,049)	CAE Inc	Morgan Stanley	(14,378)
102,667	Calfrac Well Services Ltd	Goldman Sachs	684
20,811	Calfrac Well Services Ltd	HSBC	(116)
117,031	Calfrac Well Services Ltd	Morgan Stanley	(2,607)
(5,986)	Cameco Corp	Goldman Sachs	(4,552)
(51,841)	Cameco Corp	Morgan Stanley	(35,589)
(10,560)	Canaccord Genuity Group Inc	Goldman Sachs	(2,935)
(11,318)	Canaccord Genuity Group Inc	HSBC	(2,121)
(4,814)	Canaccord Genuity Group Inc	Morgan Stanley	(698)
(22,839)	Canacol Energy Ltd	Goldman Sachs	(8,371)
(23,321)	Canacol Energy Ltd	HSBC	(6,250)
(2,833)	Canacol Energy Ltd	Morgan Stanley	34
(3,038)	Canada Goose Holdings Inc	Goldman Sachs	(1,149)
(1,379)	Canada Goose Holdings Inc	HSBC	4,458
(5,661)	Canada Goose Holdings Inc	Morgan Stanley	5,467
3,108	Canadian Apartment Properties REIT (REIT)	Goldman Sachs	1,138
10,509	Canadian Apartment Properties REIT (REIT)	HSBC	(13,990)
18,232	Canadian Apartment Properties REIT (REIT)	Morgan Stanley	6,942
(2,820)	Canadian Imperial Bank of Commerce	HSBC	(13,713)
(6,635)	Canadian Imperial Bank of Commerce	Morgan Stanley	(39,644)
(11,037)	Canadian National Railway Co	Goldman Sachs	(86,534)
(1,282)	Canadian National Railway Co	HSBC	(5,152)
(19,081)	Canadian National Railway Co	Morgan Stanley	(73,348)
8,127	Canadian Natural Resources Ltd	Goldman Sachs	7,226
19,735	Canadian Natural Resources Ltd	HSBC	30,220
2,292	Canadian Natural Resources Ltd	Morgan Stanley	(392)
(1,831)	Canadian Pacific Railway Ltd	Goldman Sachs	(51,856)
(2,342)	Canadian Pacific Railway Ltd	HSBC	(47,613)
(2,284)	Canadian Pacific Railway Ltd	Morgan Stanley	(21,103)
1,726	Canadian Tire Corp Ltd 'A'	Goldman Sachs	25,991
4,581	Canadian Tire Corp Ltd 'A'	HSBC	59,305
1,299	Canadian Tire Corp Ltd 'A'	Morgan Stanley	17,000
42,520	Canadian Utilities Ltd 'A'	Goldman Sachs	101,081

保有高	銘柄	取引相手	未実現評価益/ (損) (米ドル)
	カナダ(続き)		
12,182	Canadian Utilities Ltd 'A'	HSBC	17,152
20,769	Canadian Utilities Ltd 'A'	Morgan Stanley	40,359
(6,526)	Canadian Western Bank	Morgan Stanley	(14,984)
(14,282)	Canfor Corp	Goldman Sachs	(12,258)
(4,215)	Canfor Corp	HSBC	(1,543)
(28,565)	Canfor Corp	Morgan Stanley	(326)
(45,017)	Canfor Pulp Products Inc	Morgan Stanley	40,470
2,579	Capital Power Corp	Goldman Sachs	4,589
6,307	Capital Power Corp	HSBC	3,915
54,437	Capital Power Corp	Morgan Stanley	48,057
5,740	Cardinal Energy Ltd	HSBC	(165)
358	Cargojet Inc	Goldman Sachs	608
40	Cargojet Inc	HSBC	(201)
1,868	Cargojet Inc	Morgan Stanley	(1,212)
18,244	Cascades Inc	Goldman Sachs	17,167
1,486	Cascades Inc	HSBC	(562)
3,627	CCL Industries Inc 'B'	Goldman Sachs	13,104
26,753	CCL Industries Inc 'B'	HSBC	39,139
4,040	CCL Industries Inc 'B'	Morgan Stanley	6,589
(6,152)	Celestica Inc	Goldman Sachs	(7,524)
(26,879)	Celestica Inc	Morgan Stanley	(9,995)
18,851	Cenovus Energy Inc	Goldman Sachs	10,973
33,310	Cenovus Energy Inc	HSBC	13,995
(8,595)	Centerra Gold Inc	Morgan Stanley	(2,334)
(2,604)	Ceridian HCM Holding Inc	Goldman Sachs	(15,084)
(1,919)	Ceridian HCM Holding Inc	Morgan Stanley	(9,323)
62,857	CES Energy Solutions Corp	Morgan Stanley	1,344
11,365	CGI Inc	Goldman Sachs	41,590
1,134	CGI Inc	HSBC	(1,219)
5,191	CGI Inc	Morgan Stanley	9,687
(9,723)	Choice Properties Real Estate Investment Trust (REIT)	Goldman Sachs	(7,671)
(94,427)	Choice Properties Real Estate Investment Trust (REIT)	Morgan Stanley	(55,806)
(5,082)	CI Financial Corp	Goldman Sachs	(7,889)
203	Cogeco Communications Inc	Goldman Sachs	167
4,572	Cogeco Communications Inc	HSBC	7,916
2,522	Cogeco Inc	Goldman Sachs	6,720
2,395	Cogeco Inc	HSBC	1,065
5,205	Cogeco Inc	Morgan Stanley	18,478
186	Colliers International Group Inc	Goldman Sachs	879
2,086	Colliers International Group Inc	HSBC	4,729
7,764	Colliers International Group Inc	Morgan Stanley	21,049
(13,294)	Cominar 'U' (REIT)	Goldman Sachs	(6,142)
(37,327)	Cominar 'U' (REIT)	HSBC	2,526
(65,563)	Cominar 'U' (REIT)	Morgan Stanley	(15,197)

保有高	銘柄	取引相手	未実現評価益/ (損) (米ドル)
	カナダ(続き)		
(3,293)	Computer Modelling Group Ltd	Goldman Sachs	(852)
(1,884)	Computer Modelling Group Ltd	HSBC	355
(9,474)	Computer Modelling Group Ltd	Morgan Stanley	(1,149)
191	Constellation Software Inc	Goldman Sachs	16,774
343	Constellation Software Inc	HSBC	25,125
735	Constellation Software Inc	Morgan Stanley	1,731
11,140	Corby Spirit and Wine Ltd	Morgan Stanley	2,566
11,089	Corus Entertainment Inc	Goldman Sachs	3,303
31,662	Corus Entertainment Inc	HSBC	3,521
80,689	Corus Entertainment Inc	Morgan Stanley	16,623
26,305	Crescent Point Energy Corp	Goldman Sachs	4,341
35,431	Crescent Point Energy Corp	HSBC	3,595
143,257	Crescent Point Energy Corp	Morgan Stanley	(1,421)
(34,229)	Crombie Real Estate Investment Trust (REIT)	HSBC	(5,853)
(96,859)	Crombie Real Estate Investment Trust (REIT)	Morgan Stanley	(26,603)
117,014	CT Real Estate Investment Trust (REIT)	Goldman Sachs	107,039
658	CT Real Estate Investment Trust (REIT)	HSBC	205
5,233	CT Real Estate Investment Trust (REIT)	Morgan Stanley	2,518
(3,775)	Descartes Systems Group Inc	Goldman Sachs	(8,105)
(9,304)	Descartes Systems Group Inc	HSBC	(10,614)
(7,384)	Descartes Systems Group Inc	Morgan Stanley	(6,555)
(32,701)	DIRTT Environmental Solutions	Morgan Stanley	(1,215)
(3,738)	Dollarama Inc	HSBC	(7,679)
(16,871)	Dollarama Inc	Morgan Stanley	(37,819)
7,076	Domtar Corp	Goldman Sachs	6,340
4,281	Domtar Corp	Morgan Stanley	2,414
16,689	Dorel Industries Inc 'B'	Goldman Sachs	23,068
3,175	Dorel Industries Inc 'B'	Morgan Stanley	23
19,481	Dream Industrial Real Estate Investment Trust (REIT)	Goldman Sachs	14,136
137,347	Dream Industrial Real Estate Investment Trust (REIT)	Morgan Stanley	43,930
(4,425)	Dream Office Real Estate Investment Trust (REIT)	Goldman Sachs	(4,066)
(35,562)	Dream Office Real Estate Investment Trust (REIT)	Morgan Stanley	(17,517)
19,025	DREAM Unlimited Corp	Goldman Sachs	5,521
32,652	DREAM Unlimited Corp	HSBC	3,989
14,984	DREAM Unlimited Corp	Morgan Stanley	771
(8,218)	Dundee Precious Metals Inc	Goldman Sachs	(637)
(1,873)	Dundee Precious Metals Inc	HSBC	(1,184)
(6,421)	Dundee Precious Metals Inc	Morgan Stanley	(339)
(5,442)	ECN Capital Corp	HSBC	(3,595)
(16,815)	ECN Capital Corp	Morgan Stanley	(4,972)
(360)	Eldorado Gold Corp	Goldman Sachs	313
(395)	Eldorado Gold Corp	HSBC	295
(5,945)	Eldorado Gold Corp	Morgan Stanley	2,802

保有高	銘柄	取引相手	未実現評価益/ (損) (米ドル)
	カナダ(続き)		
(1,365)	Element Fleet Management Corp	HSBC	(1,167)
(13,434)	Element Fleet Management Corp	Morgan Stanley	(12,363)
(5,708)	Emera Inc	Goldman Sachs	(16,609)
(14,961)	Emera Inc	HSBC	(31,507)
(44,029)	Emera Inc	Morgan Stanley	(105,999)
24,773	Empire Co Ltd 'A'	Goldman Sachs	27,961
2,239	Empire Co Ltd 'A'	HSBC	472
28,362	Empire Co Ltd 'A'	Morgan Stanley	23,623
(27,086)	Enbridge Inc	Goldman Sachs	(21,741)
(1,643)	Enbridge Inc	HSBC	(1,087)
(2,222)	Enbridge Inc	Morgan Stanley	(1,527)
766	Endeavour Mining Corp	Goldman Sachs	(171)
4,485	Endeavour Mining Corp	HSBC	14,588
2,160	Endeavour Mining Corp	Morgan Stanley	127
16,429	Enerflex Ltd	Goldman Sachs	5,111
12,087	Enerflex Ltd	Morgan Stanley	3,450
32,651	Enerplus Corp	Goldman Sachs	9,562
12,300	Enerplus Corp	HSBC	1,779
91,809	Enerplus Corp	Morgan Stanley	(3,265)
(6,412)	Enghouse Systems Ltd	Goldman Sachs	(15,548)
(5,260)	Enghouse Systems Ltd	Morgan Stanley	(3,319)
76,181	Ensign Energy Services Inc	Goldman Sachs	12,772
49,582	Ensign Energy Services Inc	Morgan Stanley	482
771	Equinox Gold Corp	HSBC	148
6,008	Equinox Gold Corp	Morgan Stanley	1,299
(492)	Equitable Group Inc	HSBC	(502)
3,997	ERO Copper Corp	Goldman Sachs	4,165
868	ERO Copper Corp	HSBC	286
15,537	ERO Copper Corp	Morgan Stanley	3,481
67,346	Essential Energy Services Trust	Morgan Stanley	257
75	Exchange Income Corp	Goldman Sachs	211
5,164	Exchange Income Corp	HSBC	(3,760)
866	Exchange Income Corp	Morgan Stanley	844
(38,978)	Extencare Inc	Goldman Sachs	4,734
(5,322)	Extencare Inc	HSBC	1,338
(67,376)	Extencare Inc	Morgan Stanley	17,213
522	Fairfax Financial Holdings Ltd	Goldman Sachs	14,466
189	Fairfax Financial Holdings Ltd	HSBC	5,167
19,479	Fiera Capital Corp	Goldman Sachs	16,876
1,534	Fiera Capital Corp	HSBC	628
(23,345)	Finning International Inc	Morgan Stanley	(23,478)
6,717	First Majestic Silver Corp	Goldman Sachs	6,322
9,825	First Majestic Silver Corp	HSBC	12,040
7,962	First Majestic Silver Corp	Morgan Stanley	3,186
1,015	First National Financial Corp	HSBC	2,088

保有高	銘柄	取引相手	未実現評価益/ (損) (米ドル)
	カナダ(続き)		
5,473	First National Financial Corp	Morgan Stanley	7,794
(12,898)	First Quantum Minerals Ltd	Goldman Sachs	(6,015)
(24,883)	First Quantum Minerals Ltd	HSBC	13,421
(21,367)	First Quantum Minerals Ltd	Morgan Stanley	(5,032)
1,348	FirstService Corp	Goldman Sachs	13,085
2,954	FirstService Corp	HSBC	19,664
3,827	FirstService Corp	Morgan Stanley	15,104
12,851	Fortis Inc	Goldman Sachs	34,003
8,321	Fortis Inc	HSBC	6,450
67,753	Fortis Inc	Morgan Stanley	176,037
(25)	Fortuna Silver Mines Inc	HSBC	(28)
(14,633)	Fortuna Silver Mines Inc	Morgan Stanley	(2,742)
1,209	Franco-Nevada Corp	Goldman Sachs	(5,916)
2,090	Franco-Nevada Corp	Morgan Stanley	(8,329)
12,710	Freehold Royalties Ltd	Goldman Sachs	1,445
59,903	Freehold Royalties Ltd	Morgan Stanley	(3,918)
15,514	Frontera Energy Corp	Goldman Sachs	6,302
8,754	Frontera Energy Corp	HSBC	(2,064)
20,725	Frontera Energy Corp	Morgan Stanley	(741)
2,381	Genworth MI Canada Inc	Goldman Sachs	7,565
2,331	Genworth MI Canada Inc	HSBC	416
1,165	Genworth MI Canada Inc	Morgan Stanley	2,516
2,692	George Weston Ltd	Goldman Sachs	7,997
6,728	George Weston Ltd	HSBC	12,923
44,625	George Weston Ltd	Morgan Stanley	154,935
18,108	GFL Environmental Inc	Goldman Sachs	25,264
5,420	GFL Environmental Inc	HSBC	8,970
9,603	GFL Environmental Inc	Morgan Stanley	15,472
32,017	Gibson Energy Inc	Goldman Sachs	17,030
(9,047)	Gildan Activewear Inc	Goldman Sachs	(11,716)
(19,053)	Gildan Activewear Inc	HSBC	(758)
(15,533)	Gildan Activewear Inc	Morgan Stanley	(9,868)
(3,505)	Golden Star Resources Ltd	Goldman Sachs	(184)
(16,640)	Golden Star Resources Ltd	Morgan Stanley	2,116
7,392	Gran Colombia Gold Corp	Goldman Sachs	1,346
(12,143)	Granite Real Estate Investment Trust (REIT)	Goldman Sachs	(31,811)
(5,220)	Granite Real Estate Investment Trust (REIT)	HSBC	(13,339)
(13,780)	Granite Real Estate Investment Trust (REIT)	Morgan Stanley	(5,287)
(11,649)	Great Canadian Gaming Corp	Goldman Sachs	(39,797)
(3,634)	Great Canadian Gaming Corp	HSBC	(6,332)
(22,898)	Great Canadian Gaming Corp	Morgan Stanley	(17,309)
(10,523)	Great-West Lifeco Inc	Goldman Sachs	(21,131)
(9,249)	Great-West Lifeco Inc	HSBC	(5,944)
(11,383)	Great-West Lifeco Inc	Morgan Stanley	(17,482)
(41,866)	H&R Real Estate Investment Trust (REIT)	Goldman Sachs	(44,790)

保有高	銘柄	取引相手	未実現評価益/ (損) (米ドル)
	カナダ(続き)		
44,882	High Arctic Energy Services Inc	Morgan Stanley	(1,536)
(407)	Home Capital Group Inc	Goldman Sachs	(767)
(3,567)	Home Capital Group Inc	Morgan Stanley	(6,756)
(77,476)	Hudbay Minerals Inc	Goldman Sachs	(38,653)
(31,853)	Hudbay Minerals Inc	HSBC	(9,441)
(25,215)	Hudbay Minerals Inc	Morgan Stanley	(6,484)
(92,230)	Husky Energy Inc	Goldman Sachs	(28,023)
(3,919)	Husky Energy Inc	HSBC	129
(38,429)	Husky Energy Inc	Morgan Stanley	1,239
(65,060)	Hydro One Ltd	Goldman Sachs	(66,227)
(7,234)	Hydro One Ltd	Morgan Stanley	(6,591)
(3,578)	iA Financial Corp Inc	Goldman Sachs	(16,445)
(388)	iA Financial Corp Inc	HSBC	(1,452)
11,011	IAMGOLD Corp	Goldman Sachs	(902)
30,918	IAMGOLD Corp	HSBC	3,057
2,413	IAMGOLD Corp	Morgan Stanley	56
(2,305)	IGM Financial Inc	HSBC	(8,492)
(3,285)	IGM Financial Inc	Morgan Stanley	(10,789)
(5,582)	Imperial Oil Ltd	Goldman Sachs	(7,906)
(8,133)	Imperial Oil Ltd	HSBC	(3,787)
(41,922)	Imperial Oil Ltd	Morgan Stanley	(21,032)
(1,657)	Innergex Renewable Energy Inc	Goldman Sachs	(1,395)
(2,953)	Innergex Renewable Energy Inc	HSBC	(1,601)
(94,596)	Innergex Renewable Energy Inc	Morgan Stanley	(64,053)
2,041	Intact Financial Corp	HSBC	(4,761)
440	Intact Financial Corp	Morgan Stanley	2,121
(20,971)	Inter Pipeline Ltd	Goldman Sachs	(13,682)
(82,764)	Inter Pipeline Ltd	HSBC	(80,530)
(22,224)	Inter Pipeline Ltd	Morgan Stanley	(5,208)
(13,034)	Interfor Corp	HSBC	(12,253)
(22,972)	Interfor Corp	Morgan Stanley	(3,030)
(19,099)	InterRent Real Estate Investment Trust (REIT)	Goldman Sachs	(14,383)
(60,886)	InterRent Real Estate Investment Trust (REIT)	HSBC	(6,456)
30,473	Intertape Polymer Group Inc	Goldman Sachs	30,484
12,954	Intertape Polymer Group Inc	HSBC	(10,279)
15,266	Intertape Polymer Group Inc	Morgan Stanley	9,668
97,460	Ivanhoe Mines Ltd 'A'	Goldman Sachs	29,570
11,062	Ivanhoe Mines Ltd 'A'	HSBC	2,413
25,749	Ivanhoe Mines Ltd 'A'	Morgan Stanley	4,720
442	Jamieson Wellness Inc	Goldman Sachs	16
1,339	Jamieson Wellness Inc	HSBC	(787)
16,764	Jamieson Wellness Inc	Morgan Stanley	9,756
(39,957)	Just Energy Group Inc	Goldman Sachs	(1,206)
(25,689)	Kelt Exploration Ltd	Goldman Sachs	(3,655)

保有高	銘柄	取引相手	未実現評価益/ (損) (米ドル)
	カナダ(続き)		
(9,312)	Kelt Exploration Ltd	HSBC	(1,038)
(127,048)	Kelt Exploration Ltd	Morgan Stanley	2,191
5,077	Keyera Corp	Goldman Sachs	2,271
2,711	Keyera Corp	HSBC	1,007
20,583	Keyera Corp	Morgan Stanley	(5,254)
5,072	Killam Apartment Real Estate Investment Trust (REIT)	Goldman Sachs	1,892
5,004	Killam Apartment Real Estate Investment Trust (REIT)	HSBC	273
61,324	Killam Apartment Real Estate Investment Trust (REIT)	Morgan Stanley	18,311
(94)	Kinaxis Inc	HSBC	(780)
(3,858)	Kinaxis Inc	Morgan Stanley	(11,696)
5,061	Kinross Gold Corp	Goldman Sachs	(3,803)
3,440	Kirkland Lake Gold Ltd	Goldman Sachs	(8,067)
390	Kirkland Lake Gold Ltd	Morgan Stanley	110
9,887	Knight Therapeutics Inc	HSBC	(906)
51,177	Knight Therapeutics Inc	Morgan Stanley	3,627
15,804	Labrador Iron Ore Royalty Corp	Goldman Sachs	37,831
4,740	Labrador Iron Ore Royalty Corp	Morgan Stanley	5,937
(307)	Laurentian Bank of Canada	Goldman Sachs	(31)
(3,871)	Laurentian Bank of Canada	Morgan Stanley	(651)
(4,394)	Lightspeed POS Inc	HSBC	(9,908)
(735)	Lightspeed POS Inc	Morgan Stanley	792
(17,874)	Linamar Corp	Morgan Stanley	(50,875)
9,826	Lithium Americas Corp	Goldman Sachs	6,798
3,117	Lithium Americas Corp	HSBC	2,378
17,374	Lithium Americas Corp	Morgan Stanley	1,432
(51,500)	Loblaw Cos Ltd	Goldman Sachs	(91,061)
(32)	Loblaw Cos Ltd	HSBC	3
(8,017)	Loblaw Cos Ltd	Morgan Stanley	(18,558)
6,627	Lundin Gold Inc	Goldman Sachs	2,916
6,269	Lundin Gold Inc	Morgan Stanley	(1,788)
(15,591)	Lundin Mining Corp	Goldman Sachs	(6,631)
(3,663)	Lundin Mining Corp	HSBC	(756)
(111,682)	Lundin Mining Corp	Morgan Stanley	(10,947)
(132)	MAG Silver Corp	Goldman Sachs	54
(5,950)	MAG Silver Corp	Morgan Stanley	3,474
12,192	Magna International Inc	Goldman Sachs	58,250
16,546	Magna International Inc	Morgan Stanley	36,795
10,157	Manulife Financial Corp	Morgan Stanley	10,261
4,885	Maple Leaf Foods Inc	Goldman Sachs	2,289
12,756	Maple Leaf Foods Inc	Morgan Stanley	7,779
(4,741)	Martinrea International Inc	HSBC	(2,923)
(18,185)	Martinrea International Inc	Morgan Stanley	(10,071)
(250)	Maxar Technologies Inc	HSBC	(875)

保有高	銘柄	取引相手	未実現評価益/ (損) (米ドル)
	カナダ(続き)		
(5,493)	Maxar Technologies Inc	Morgan Stanley	(14,646)
19,197	McCoy Global Inc	Morgan Stanley	931
11,468	Medical Facilities Corp	Morgan Stanley	3,950
26,130	MEG Energy Corp	Goldman Sachs	6,879
(9,171)	Methanex Corp	Goldman Sachs	(19,601)
(12,526)	Methanex Corp	HSBC	(7,193)
(9,018)	Methanex Corp	Morgan Stanley	1,886
(5,495)	Metro Inc	Goldman Sachs	(2,390)
(788)	Metro Inc	HSBC	(137)
(29,662)	Metro Inc	Morgan Stanley	(37,221)
28,768	Morguard North American Residential Real Estate Investment Trust (REIT)	Goldman Sachs	29,555
22,029	Morguard North American Residential Real Estate Investment Trust (REIT)	HSBC	8,053
21,387	Morguard North American Residential Real Estate Investment Trust (REIT)	Morgan Stanley	5,176
(890)	Morguard Real Estate Investment Trust (REIT)	Morgan Stanley	(105)
14,662	Morneau Shepell Inc	Goldman Sachs	19,954
21,636	Morneau Shepell Inc	HSBC	4,587
11,788	Morneau Shepell Inc	Morgan Stanley	10,995
(7,261)	MTY Food Group Inc	Morgan Stanley	(15,225)
(6,519)	Mullen Group Ltd	Goldman Sachs	(3,468)
(13,860)	Mullen Group Ltd	HSBC	(3,432)
(31,140)	Mullen Group Ltd	Morgan Stanley	(17,530)
(1,120)	National Bank of Canada	Goldman Sachs	(8,344)
(370)	National Bank of Canada	HSBC	(1,517)
(5,718)	National Bank of Canada	Morgan Stanley	(32,886)
626	Newmont Corp	Goldman Sachs	748
1,817	Newmont Corp	HSBC	(8,908)
(5,837)	Nexa Resources SA	Goldman Sachs	1,406
(29,505)	Nexa Resources SA	Morgan Stanley	15,283
75,627	NexGen Energy Ltd	Goldman Sachs	5,999
(14,918)	NFI Group Inc	Goldman Sachs	(27,220)
(3,523)	NFI Group Inc	Morgan Stanley	(2,776)
(16,577)	Norbord Inc	Morgan Stanley	(14,460)
6,235	North American Construction Group Ltd	Goldman Sachs	8,011
8,069	North American Construction Group Ltd	HSBC	5,996
17,480	North American Construction Group Ltd	Morgan Stanley	8,730
(26,518)	North West Co Inc	Goldman Sachs	(21,625)
(3,506)	North West Co Inc	HSBC	(1,603)
(17,607)	North West Co Inc	Morgan Stanley	(12,642)
(15,383)	Northland Power Inc	Goldman Sachs	(24,281)
(29,123)	Northland Power Inc	HSBC	(23,960)
(32,402)	Northland Power Inc	Morgan Stanley	(49,628)
(965)	Northview Apartment Real Estate Investment Trust (REIT)	Goldman Sachs	(205)

保有高	銘柄	取引相手	未実現評価益/ (損) (米ドル)
	カナダ(続き)		
(6,112)	Northview Apartment Real Estate Investment Trust (REIT)	HSBC	1,376
(17,895)	Northview Apartment Real Estate Investment Trust (REIT)	Morgan Stanley	(17,726)
16,012	NorthWest Healthcare Properties Real Estate Investment Trust (REIT)	Goldman Sachs	16,140
106,773	NorthWest Healthcare Properties Real Estate Investment Trust (REIT)	Morgan Stanley	71,920
(12,713)	Novagold Resources Inc	Goldman Sachs	23,777
(99)	Novagold Resources Inc	Morgan Stanley	166
19,184	Nutrien Ltd	Goldman Sachs	43,578
1,299	Nutrien Ltd	HSBC	3,090
19,597	Nutrien Ltd	Morgan Stanley	23,828
(34,172)	OceanaGold Corp	Goldman Sachs	(3,200)
(758)	Onex Corp	Goldman Sachs	(3,300)
(2,110)	Onex Corp	HSBC	(1,274)
(110)	Onex Corp	Morgan Stanley	(262)
(5,416)	Open Text Corp	Goldman Sachs	(12,331)
(2,412)	Open Text Corp	HSBC	(3,645)
(14,198)	Open Text Corp	Morgan Stanley	(22,138)
(3,393)	Orla Mining Ltd	Goldman Sachs	548
(36,025)	Orla Mining Ltd	Morgan Stanley	6,840
(6,667)	Osisko Gold Royalties Ltd	Goldman Sachs	2,798
(6,406)	Osisko Gold Royalties Ltd	Morgan Stanley	2,442
(13,629)	Osisko Mining Inc	Goldman Sachs	(2,310)
(12,034)	Osisko Mining Inc	Morgan Stanley	(562)
13,265	Ovintiv Inc	HSBC	27,907
(4,266)	Pan American Silver Corp	Goldman Sachs	(17,904)
(1,235)	Pan American Silver Corp	HSBC	(7,890)
2,218	Paramount Resources Ltd 'A'	Goldman Sachs	48
15,605	Paramount Resources Ltd 'A'	HSBC	(2,881)
9,240	Paramount Resources Ltd 'A'	Morgan Stanley	(623)
4,739	Parex Resources Inc	Goldman Sachs	3,496
18,487	Parex Resources Inc	HSBC	2,262
20,089	Parex Resources Inc	Morgan Stanley	(8,357)
(22,108)	Park Lawn Corp	HSBC	(4,158)
14,352	Parkland Corp	Goldman Sachs	25,842
13,088	Parkland Corp	HSBC	44,405
1,291	Pason Systems Inc	Goldman Sachs	19
7,018	Pason Systems Inc	HSBC	(1,288)
51,632	Pason Systems Inc	Morgan Stanley	(1,413)
6,516	Pembina Pipeline Corp	Goldman Sachs	9,017
23,471	Pembina Pipeline Corp	HSBC	44,770
7,883	Pembina Pipeline Corp	Morgan Stanley	(1,755)
(30,732)	Peyto Exploration & Development Corp	Goldman Sachs	(4,908)
(66,642)	Peyto Exploration & Development Corp	Morgan Stanley	(8,394)
(26,058)	Poseidon Concepts Corp*	Morgan Stanley	5,009

保有高	銘柄	取引相手	未実現評価益/ (損) (米ドル)
	カナダ(続き)		
(12,284)	Power Corp of Canada	Goldman Sachs	(31,456)
(5,342)	Power Corp of Canada	HSBC	(7,054)
(3,697)	PrairieSky Royalty Ltd	HSBC	1,732
(65,878)	PrairieSky Royalty Ltd	Morgan Stanley	22,288
(9,339)	Premium Brands Holdings Corp	Goldman Sachs	(13,938)
(2,406)	Premium Brands Holdings Corp	HSBC	(17,608)
(1,344)	Premium Brands Holdings Corp	Morgan Stanley	(1,266)
(9,955)	Pretium Resources Inc	Goldman Sachs	2,513
(1,298)	Pretium Resources Inc	HSBC	(292)
7,365	Primo Water Corp	Goldman Sachs	10,722
22,681	Primo Water Corp	Morgan Stanley	5,622
(13,248)	Quebecor Inc 'B'	Goldman Sachs	(11,321)
(5,020)	Quebecor Inc 'B'	HSBC	(716)
(54,697)	Quebecor Inc 'B'	Morgan Stanley	(52,495)
7,454	Real Matters Inc	HSBC	9,242
(1,601)	Recipe Unlimited Corp	Goldman Sachs	(360)
(640)	Recipe Unlimited Corp	Morgan Stanley	(203)
11,222	Resolute Forest Products Inc	Goldman Sachs	1,004
38,827	Resolute Forest Products Inc	HSBC	(9,810)
2,376	Resolute Forest Products Inc	Morgan Stanley	30
3,477	Restaurant Brands International Inc	Goldman Sachs	9,240
1,229	Restaurant Brands International Inc	HSBC	1,651
25,439	Richelieu Hardware Ltd	HSBC	34,170
(37,540)	RioCan Real Estate Investment Trust (REIT)	Goldman Sachs	(27,105)
(37,519)	RioCan Real Estate Investment Trust (REIT)	HSBC	6,538
(25,316)	RioCan Real Estate Investment Trust (REIT)	Morgan Stanley	(7,573)
3,581	Ritchie Bros Auctioneers Inc	Goldman Sachs	8,116
5,309	Ritchie Bros Auctioneers Inc	HSBC	(8,694)
8,572	Ritchie Bros Auctioneers Inc	Morgan Stanley	24,743
(44,433)	Rogers Communications Inc 'B'	Goldman Sachs	(114,000)
(8,679)	Rogers Communications Inc 'B'	HSBC	(8,940)
(15,244)	Rogers Communications Inc 'B'	Morgan Stanley	(41,344)
(170,633)	Rogers Sugar Inc	Morgan Stanley	(12,014)
9,493	Royal Bank of Canada	Goldman Sachs	65,348
1,324	Royal Bank of Canada	HSBC	7,069
3,096	Royal Bank of Canada	Morgan Stanley	21,577
(20,898)	Russel Metals Inc	Goldman Sachs	(16,081)
(2,601)	Russel Metals Inc	HSBC	(117)
(22,047)	Russel Metals Inc	Morgan Stanley	(3,858)
5,130	Sandstorm Gold Ltd	Morgan Stanley	(1,141)
(12,146)	Saputo Inc	Goldman Sachs	(5,199)
(19,421)	Saputo Inc	HSBC	4,829
(1,421)	Saputo Inc	Morgan Stanley	(1,461)
(14,898)	Savaria Corp	Goldman Sachs	(9,066)
(15,813)	Savaria Corp	Morgan Stanley	(4,428)

保有高	銘柄	取引相手	未実現評価益/ (損) (米ドル)
	カナダ(続き)		
2,220	Seabridge Gold Inc	Goldman Sachs	(960)
254	Seabridge Gold Inc	HSBC	186
4,564	Seabridge Gold Inc	Morgan Stanley	(2,657)
12,100	Sears Canada Inc*	Morgan Stanley	(5,335)
57,610	Secure Energy Services Inc	Goldman Sachs	4,742
111,039	Secure Energy Services Inc	Morgan Stanley	3,328
16,003	SEMAFO Inc	Goldman Sachs	(1,051)
42,597	Seven Generations Energy Ltd 'A'	Goldman Sachs	9,740
58,379	Seven Generations Energy Ltd 'A'	Morgan Stanley	(7,737)
81,693	Shaw Communications Inc 'B'	Goldman Sachs	69,398
16,280	Shaw Communications Inc 'B'	HSBC	4,028
4,472	Shaw Communications Inc 'B'	Morgan Stanley	3,605
(34,356)	ShawCor Ltd	Goldman Sachs	(4,359)
(14,118)	ShawCor Ltd	Morgan Stanley	876
46	Shopify Inc 'A'	Goldman Sachs	173
132	Shopify Inc 'A'	HSBC	6,821
328	Shopify Inc 'A'	Morgan Stanley	(19,930)
17,829	Sienna Senior Living Inc	Goldman Sachs	(11,685)
15,187	Sienna Senior Living Inc	HSBC	(26,015)
13,071	Sienna Senior Living Inc	Morgan Stanley	(11,766)
(25,325)	Sierra Wireless Inc	Goldman Sachs	(16,165)
(1,146)	Sierra Wireless Inc	Morgan Stanley	(123)
(3,948)	Silvercorp Metals Inc	Goldman Sachs	1,041
(7,079)	Silvercorp Metals Inc	HSBC	(838)
1,019	SilverCrest Metals Inc	Goldman Sachs	483
10,124	SilverCrest Metals Inc	HSBC	8,212
49,531	Slate Retail 'U' (REIT)	Morgan Stanley	27,930
6,400	Sleep Country Canada Holdings Inc	Goldman Sachs	10,129
24,340	Sleep Country Canada Holdings Inc	Morgan Stanley	27,026
(63,965)	SmartCentres Real Estate Investment Trust (REIT)	Goldman Sachs	(87,033)
(9,321)	SmartCentres Real Estate Investment Trust (REIT)	HSBC	(2,370)
(28,246)	SmartCentres Real Estate Investment Trust (REIT)	Morgan Stanley	(18,110)
(12,786)	SNC-Lavalin Group Inc	Morgan Stanley	(9,177)
(3,597)	Spin Master Corp	Goldman Sachs	(4,234)
(7,419)	Spin Master Corp	HSBC	1,519
(4,177)	Spin Master Corp	Morgan Stanley	(4,337)
630	Sprott Inc	Goldman Sachs	1,816
(10,820)	SSR Mining Inc	Morgan Stanley	16,899
(8,618)	Stantec Inc	Goldman Sachs	(13,533)
(8,102)	Stantec Inc	Morgan Stanley	(8,236)
4,151	Stelco Holdings Inc	Goldman Sachs	3,474
4,656	Stelco Holdings Inc	HSBC	99
10,050	Stelco Holdings Inc	Morgan Stanley	5,334

保有高	銘柄	取引相手	未実現評価益/ (損) (米ドル)
	カナダ(続き)		
15,666	Stella-Jones Inc	Goldman Sachs	22,911
11,025	Stella-Jones Inc	HSBC	8,168
11,294	STEP Energy Services Ltd	Goldman Sachs	395
26,849	STEP Energy Services Ltd	Morgan Stanley	246
(29,333)	Summit Industrial Income REIT (REIT)	Goldman Sachs	(20,108)
(18,485)	Summit Industrial Income REIT (REIT)	HSBC	(4,527)
(79,414)	Summit Industrial Income REIT (REIT)	Morgan Stanley	(28,965)
4,173	Sun Life Financial Inc	Goldman Sachs	9,103
1,045	Sun Life Financial Inc	HSBC	(312)
5,760	Sun Life Financial Inc	Morgan Stanley	7,214
(48,703)	Suncor Energy Inc	Goldman Sachs	(41,384)
(5,492)	Suncor Energy Inc	HSBC	(152)
(2,949)	Suncor Energy Inc	Morgan Stanley	(189)
15,091	SunOpta Inc	Goldman Sachs	9,635
74,546	Superior Plus Corp	Goldman Sachs	19,708
66,307	Tamarack Valley Energy Ltd	Goldman Sachs	4,093
70,622	Tamarack Valley Energy Ltd	Morgan Stanley	(282)
(13,361)	TC Energy Corp	Goldman Sachs	(7,521)
(1,085)	TC Energy Corp	HSBC	(855)
(12,774)	TC Energy Corp	Morgan Stanley	(40,070)
(35,095)	Teck Resources Ltd ' B '	Goldman Sachs	(23,344)
(3,601)	Teck Resources Ltd ' B '	HSBC	(1,200)
(1,382)	Teck Resources Ltd ' B '	Morgan Stanley	(477)
(121,235)	TELUS Corp	Goldman Sachs	(146,324)
(6,669)	TELUS Corp	Morgan Stanley	(7,141)
(14,000)	Teranga Gold Corp	Morgan Stanley	(392)
643	TFI International Inc	HSBC	2,083
37,556	TFI International Inc	Morgan Stanley	50,523
(1,347)	Thomson Reuters Corp	Goldman Sachs	(861)
(3,939)	Thomson Reuters Corp	HSBC	192
(22,152)	Thomson Reuters Corp	Morgan Stanley	(26,685)
18,057	Timbercreek Financial Corp	Morgan Stanley	4,561
(861)	TMX Group Ltd	Goldman Sachs	(8,415)
(193)	TMX Group Ltd	Morgan Stanley	(1,283)
32,740	TORC Oil & Gas Ltd	Goldman Sachs	9,360
150,763	TORC Oil & Gas Ltd	Morgan Stanley	(9,921)
4,801	Torex Gold Resources Inc	Goldman Sachs	(441)
547	Torex Gold Resources Inc	HSBC	(372)
2,833	Torex Gold Resources Inc	Morgan Stanley	(1,393)
3,019	Toromont Industries Ltd	Goldman Sachs	12,354
8,105	Toromont Industries Ltd	HSBC	12,250
7,859	Toromont Industries Ltd	Morgan Stanley	17,951
9,728	Toronto-Dominion Bank	Goldman Sachs	41,723
3,081	Toronto-Dominion Bank	HSBC	7,208
478	Toronto-Dominion Bank	Morgan Stanley	1,780

保有高	銘柄	取引相手	未実現評価益/ (損) (米ドル)
	カナダ(続き)		
14,943	Tourmaline Oil Corp	Goldman Sachs	4,607
4,935	Tourmaline Oil Corp	Morgan Stanley	(1,018)
67,222	TransAlta Corp	Goldman Sachs	32,253
19,822	TransAlta Corp	HSBC	(622)
7,013	TransAlta Corp	Morgan Stanley	1,597
(16,801)	TransAlta Renewables Inc	Goldman Sachs	(9,113)
(67,183)	TransAlta Renewables Inc	HSBC	20,880
(30,524)	TransAlta Renewables Inc	Morgan Stanley	(16,257)
(17,077)	Transcontinental Inc 'A'	Goldman Sachs	(12,925)
(21,141)	Transcontinental Inc 'A'	Morgan Stanley	(9,006)
151,684	Trican Well Service Ltd	Morgan Stanley	8,143
(71,538)	Tricon Capital Group Inc	Goldman Sachs	(44,784)
(26,850)	Tricon Capital Group Inc	HSBC	(8,486)
(48,801)	Tricon Capital Group Inc	Morgan Stanley	(17,484)
(4,863)	Trillium Therapeutics Inc	Morgan Stanley	832
(2,628)	Tucows Inc 'A'	Goldman Sachs	(8,897)
(640)	Tucows Inc 'A'	Morgan Stanley	(344)
(36,651)	Uni-Select Inc	Goldman Sachs	(7,952)
(33,459)	Uni-Select Inc	Morgan Stanley	4,666
(12,389)	Uranium Participation Corp	Morgan Stanley	(2,343)
(43,045)	Vermilion Energy Inc	Goldman Sachs	(26,038)
(7,796)	Vermilion Energy Inc	HSBC	(1,826)
(29,385)	Vermilion Energy Inc	Morgan Stanley	2,321
3,434	Victoria Gold Corp	HSBC	10,970
12,913	Viemed Healthcare Inc	HSBC	(5,216)
6,805	Village Farms International Inc	HSBC	(1,179)
1,682	Waste Connections Inc	Goldman Sachs	5,528
510	Waste Connections Inc	HSBC	1,112
5,422	Waste Connections Inc	Morgan Stanley	13,121
153	Wesdome Gold Mines Ltd	Goldman Sachs	(94)
10,922	Wesdome Gold Mines Ltd	Morgan Stanley	(9,257)
(10,951)	West Fraser Timber Co Ltd	Goldman Sachs	(22,374)
(3,148)	West Fraser Timber Co Ltd	Morgan Stanley	(1,666)
(223,271)	Western Forest Products Inc	Morgan Stanley	22
(383)	Westshore Terminals Investment Corp	Goldman Sachs	(219)
(31,014)	Westshore Terminals Investment Corp	Morgan Stanley	(22,675)
(2,989)	Wheaton Precious Metals Corp	Goldman Sachs	6,032
(2,940)	Wheaton Precious Metals Corp	Morgan Stanley	2,651
101,316	Whitecap Resources Inc	HSBC	18,698
79,574	Whitecap Resources Inc	Morgan Stanley	(6,108)
(11,131)	Winpak Ltd	Goldman Sachs	(6,328)
(988)	Winpak Ltd	HSBC	(167)
(5,553)	Winpak Ltd	Morgan Stanley	(2,200)
27,055	WPT Industrial Real Estate Investment Trust (REIT)	Morgan Stanley	4,599
12,955	WSP Global Inc	Goldman Sachs	57,104

保有高	銘柄	取引相手	未実現評価益/ (損) (米ドル)
	カナダ(続き)		
5,496	WSP Global Inc	Morgan Stanley	10,011
4,573	Yamana Gold Inc	Goldman Sachs	(32)
9,374	Yamana Gold Inc	HSBC	543
16,666	Yamana Gold Inc	Morgan Stanley	910
16,142	Yangarra Resources Ltd	Goldman Sachs	1,983
21,273	Yangarra Resources Ltd	Morgan Stanley	925
3,913	Zymeworks Inc*	Goldman Sachs	56,252
205	Zymeworks Inc*	HSBC	2,895
11,400	Zymeworks Inc*	Morgan Stanley	163,032
			<u>561,386</u>
	チリ		
960,814	AES Gener SA	HSBC	(4,201)
5,135,282	AES Gener SA	Morgan Stanley	16,412
1,131,707	Aguas Andinas SA 'A'	HSBC	(18,620)
508,623	Aguas Andinas SA 'A'	Morgan Stanley	(4,161)
(711)	Banco de Credito e Inversiones SA	HSBC	(446)
176,641	Cencosud SA	HSBC	(5,218)
254,425	Cencosud SA	Morgan Stanley	(20,525)
(105,192)	Cencosud Shopping SA	HSBC	(3,526)
(21,762)	Cencosud Shopping SA	Morgan Stanley	4,398
4,405	Cia Cervecerias Unidas SA	HSBC	1,006
2,511	Cia Cervecerias Unidas SA	Morgan Stanley	639
1,461,966	Colbun SA	HSBC	18,946
3,903,405	Colbun SA	Morgan Stanley	9,153
132,345	Embotelladora Andina SA 'B' (Pref)	HSBC	4,514
173,405	Embotelladora Andina SA 'B' (Pref)	Morgan Stanley	(5,069)
91,149	Empresa Nacional de Telecomunicaciones SA	HSBC	9,721
25,952	Empresa Nacional de Telecomunicaciones SA	Morgan Stanley	(4,247)
23,398	Empresas COPEC SA	HSBC	(2,336)
(162,636)	Enel Americas SA	HSBC	347
142,198	Enel Chile SA	HSBC	(153)
232,413	Engie Energia Chile SA	HSBC	6,849
106,460	Engie Energia Chile SA	Morgan Stanley	(1,388)
(8,922)	Falabella SA	HSBC	968
34,168	Inversiones Aguas Metropolitanas SA	HSBC	(729)
370,742	Inversiones Aguas Metropolitanas SA	Morgan Stanley	5,552
83,665	Inversiones La Construccion SA	Morgan Stanley	(21,809)
1,992,185	Ripley Corp SA	Morgan Stanley	(42,503)
218,096	Salfacorp SA	Morgan Stanley	(1,811)
1,096,146	SONDA SA	Morgan Stanley	(2,669)
39,232	Vina Concha y Toro SA	HSBC	(2,506)
12,505	Vina Concha y Toro SA	Morgan Stanley	(771)
			<u>(64,183)</u>

保有高	銘柄	取引相手	未実現評価益/ (損) (米ドル)
	コロンビア		
1,178,860	Ecopetrol SA	Morgan Stanley	(64)
			(64)
	メキシコ		
63,748	Alfa SAB de CV ' A '	HSBC	(863)
448,615	Alfa SAB de CV ' A '	Morgan Stanley	5,520
91,127	Alpek SAB de CV	Goldman Sachs	14,489
32,639	Alpek SAB de CV	HSBC	5,881
726,101	Alpek SAB de CV	Morgan Stanley	37,644
252,076	America Movil SAB de CV ' L '	Goldman Sachs	12,444
951,067	America Movil SAB de CV ' L '	HSBC	22,219
227,626	America Movil SAB de CV ' L '	Morgan Stanley	4,077
35,711	Arca Continental SAB de CV	Goldman Sachs	9,773
254,816	Arca Continental SAB de CV	HSBC	48,392
34,887	Arca Continental SAB de CV	Morgan Stanley	9,906
(697,809)	Axtel SAB de CV (Unit)	Morgan Stanley	(15,831)
95,013	Banco Santander Mexico SA Institucion de Banca Multiple Grupo Financiero Santand	Goldman Sachs	9,052
15,845	Banco Santander Mexico SA Institucion de Banca Multiple Grupo Financiero Santand	HSBC	660
80,939	Banco Santander Mexico SA Institucion de Banca Multiple Grupo Financiero Santand	Morgan Stanley	4,103
(4,555)	Becle SAB de CV	Goldman Sachs	(400)
(11,834)	Becle SAB de CV	HSBC	(1,371)
(849,764)	Becle SAB de CV	Morgan Stanley	(131,208)
(138,058)	Bolsa Mexicana de Valores SAB de CV	HSBC	(7,019)
(1,844,076)	Cemex SAB de CV (Unit)	HSBC	(30,676)
(43,881)	Coca-Cola Femsas SAB de CV (Unit)	HSBC	(5,783)
343,967	Concentradora Fibra Danhos SA de CV (REIT)	Goldman Sachs	49,968
190,819	Concentradora Fibra Danhos SA de CV (REIT)	HSBC	22,448
94,676	Concentradora Fibra Danhos SA de CV (REIT)	Morgan Stanley	7,999
(43)	Concentradora Fibra Hotelera Mexicana SA de CV (REIT)	Morgan Stanley	(1)
(315,477)	Concentradora Hipotecaria SAPI de CV (REIT)	Morgan Stanley	(925)
135,592	Consortio ARA SAB de CV	Goldman Sachs	(252)
884,786	Consortio ARA SAB de CV	Morgan Stanley	(3,285)
(416,061)	Controladora Vuela Cia de Aviacion SAB de CV ' A '	Morgan Stanley	(7,410)
147,936	Credito Real SAB de CV SOFOM ER	Goldman Sachs	954
381,992	Credito Real SAB de CV SOFOM ER	Morgan Stanley	(749)
17,689	Fibra Uno Administracion SA de CV (REIT)	Goldman Sachs	119
32,454	Fibra Uno Administracion SA de CV (REIT)	HSBC	139
35,921	Fibra Uno Administracion SA de CV (REIT)	Morgan Stanley	(590)
77,077	Gentera SAB de CV	HSBC	(1,845)
117,118	Gentera SAB de CV	Morgan Stanley	(873)
(63,500)	Gruma SAB de CV ' B '	HSBC	24,300
(1,895)	Gruma SAB de CV ' B '	Morgan Stanley	(177)
138,794	Grupo Aeromexico SAB de CV	Goldman Sachs	904

保有高	銘柄	取引相手	未実現評価益/ (損) (米ドル)
	メキシコ(続き)		
174,947	Grupo Aeromexico SAB de CV	Morgan Stanley	845
39,406	Grupo Aeroportuario del Centro Norte SAB de CV	Morgan Stanley	16,614
4,973	Grupo Aeroportuario del Pacifico SAB de CV 'B'	HSBC	131
51,893	Grupo Aeroportuario del Pacifico SAB de CV 'B'	Morgan Stanley	26,168
69,320	Grupo Bimbo SAB de CV 'A'	Goldman Sachs	5,164
122,013	Grupo Bimbo SAB de CV 'A'	HSBC	12,091
33,100	Grupo Bimbo SAB de CV 'A'	Morgan Stanley	510
(364,068)	Grupo Carso SAB de CV 'A1'	HSBC	(33,080)
30,815	Grupo Cementos de Chihuahua SAB de CV	Goldman Sachs	17,590
48,482	Grupo Cementos de Chihuahua SAB de CV	HSBC	20,567
46,882	Grupo Cementos de Chihuahua SAB de CV	Morgan Stanley	19,391
32,666	Grupo Comercial Chedraui SA de CV	Morgan Stanley	1,660
(8,107)	Grupo Elektra SAB DE CV	Goldman Sachs	(8,281)
(2,833)	Grupo Elektra SAB DE CV	HSBC	(2,364)
(776)	Grupo Elektra SAB DE CV	Morgan Stanley	482
137,689	Grupo Financiero Banorte SAB de CV '0'	Morgan Stanley	14,736
41,451	Grupo Financiero Inbursa SAB de CV '0'	Goldman Sachs	1,706
31,419	Grupo Financiero Inbursa SAB de CV '0'	Morgan Stanley	1,048
(124,157)	Grupo GICSA SAB de CV	Goldman Sachs	(37)
(330,808)	Grupo GICSA SAB de CV	Morgan Stanley	(889)
(439,836)	Grupo Herdez SAB de CV	Goldman Sachs	(67,960)
(1,110,836)	Grupo Lala SAB de CV	Morgan Stanley	(17,220)
(317,875)	Grupo Mexico SAB de CV 'B'	HSBC	24,109
(134,606)	Grupo Rotoplas SAB de CV	Goldman Sachs	(7,129)
(424,193)	Grupo Rotoplas SAB de CV	Morgan Stanley	(4,578)
49,727	Grupo Televisa SAB (Unit)	Goldman Sachs	8,093
77,581	Grupo Televisa SAB (Unit)	HSBC	7,779
87,718	Grupo Televisa SAB (Unit)	Morgan Stanley	3,088
(3,289)	Hoteles City Express SAB de CV	Goldman Sachs	37
(934,386)	Hoteles City Express SAB de CV	Morgan Stanley	10,404
22,577	Industrias Bachoco SAB de CV 'B'	Goldman Sachs	5,832
4,941	Industrias Bachoco SAB de CV 'B'	HSBC	711
99,462	Industrias Bachoco SAB de CV 'B'	Morgan Stanley	15,901
(19,987)	Industrias Penoles SAB de CV	HSBC	(29,250)
(2,558)	Industrias Penoles SAB de CV	Morgan Stanley	93
(313,571)	Infraestructura Energetica Nova SAB de CV	HSBC	123,626
(22,887)	Infraestructura Energetica Nova SAB de CV	Morgan Stanley	(3,778)
159,732	Kimberly-Clark de Mexico SAB de CV 'A'	HSBC	17,750
509,953	Kimberly-Clark de Mexico SAB de CV 'A'	Morgan Stanley	58,077
(519,397)	La Comer SAB de CV	Morgan Stanley	(24,966)
841,288	Macquarie Mexico Real Estate Management SA de CV (REIT)	Goldman Sachs	99,143
(17,440)	Megacable Holdings SAB de CV (Unit)	HSBC	(2,374)
(6,679)	Megacable Holdings SAB de CV (Unit)	Morgan Stanley	(370)

保有高	銘柄	取引相手	未実現評価益/ (損) (米ドル)
	メキシコ(続き)		
(40,785)	Nemak SAB de CV	HSBC	11
(31,680)	Nemak SAB de CV	Morgan Stanley	8
25,351	Orbia Advance Corp SAB de CV	Goldman Sachs	2,058
27,499	Orbia Advance Corp SAB de CV	Morgan Stanley	3,684
280,148	PLA Administradora Industrial S de RL de CV (REIT)	Goldman Sachs	59,167
357,434	PLA Administradora Industrial S de RL de CV (REIT)	Morgan Stanley	29,486
359,730	Prologis Property Mexico SA de CV (REIT)	Morgan Stanley	18,881
(1,472)	Promotora y Operadora de Infraestructura SAB de CV	Goldman Sachs	(452)
(4,546)	Promotora y Operadora de Infraestructura SAB de CV	HSBC	(402)
58,549	Regional SAB de CV	Goldman Sachs	17,249
65,919	Regional SAB de CV	HSBC	5,696
59,044	Regional SAB de CV	Morgan Stanley	3,571
(1,368,092)	Telesites SAB de CV	Morgan Stanley	(13,615)
(7,400)	Unifin Financiera SAB de CV	Goldman Sachs	(718)
(55,293)	Unifin Financiera SAB de CV	Morgan Stanley	(2,624)
27,639	Wal-Mart de Mexico SAB de CV	HSBC	(15)
			514,788
	オランダ		
2,997	uniQure NV	Bank of America Merrill Lynch	15,255
2,616	uniQure NV	Barclays Bank	(732)
932	uniQure NV	Goldman Sachs	4,744
4,939	uniQure NV	HSBC	20,568
			39,835
	ペルー		
7,452	Tahoe Resources Inc	Morgan Stanley	671
			671
	英国		
(128)	Flutter Entertainment Plc	HSBC	(4,844)
			(4,844)
	米国		
(793)	10X Genomics Inc 'A'	Bank of America Merrill Lynch	1,467
(1,492)	10X Genomics Inc 'A'	Barclays Bank	(1,865)
(1,100)	10X Genomics Inc 'A'	Goldman Sachs	2,035
2,365	10X Genomics Inc 'A'	Goldman Sachs	(766)
(1,443)	10X Genomics Inc 'A'	HSBC	9,899
(2,287)	10X Genomics Inc 'A'	Morgan Stanley	(2,859)
2,622	10X Genomics Inc 'A'	Morgan Stanley	108
(4,271)	1-800-Flowers.com Inc 'A'	Bank of America Merrill Lynch	2,073
(6,876)	1-800-Flowers.com Inc 'A'	Barclays Bank	11,090
5,793	1-800-Flowers.com Inc 'A'	Goldman Sachs	463
(4,158)	1-800-Flowers.com Inc 'A'	Goldman Sachs	2,345
30,320	1-800-Flowers.com Inc 'A'	HSBC	(12,261)

保有高	銘柄	取引相手	未実現評価益/ (損) (米ドル)
	米国(続き)		
27,151	1-800-Flowers.com Inc 'A'	Morgan Stanley	(74,122)
6,202	1Life Healthcare Inc	Bank of America Merrill Lynch	(14,389)
(32,581)	1Life Healthcare Inc	Barclays Bank	268,142
(4,044)	1Life Healthcare Inc	Goldman Sachs	9,382
18,620	1Life Healthcare Inc	Goldman Sachs	(43,198)
4,211	1st Constitution Bancorp	Bank of America Merrill Lynch	3,790
1,376	1st Constitution Bancorp	Barclays Bank	1,087
22,652	1st Constitution Bancorp	HSBC	(6,116)
16,704	1st Constitution Bancorp	Morgan Stanley	13,196
(2,184)	1st Source Corp	Bank of America Merrill Lynch	(12,099)
(1,311)	1st Source Corp	Barclays Bank	(3,658)
(19,920)	1st Source Corp	Goldman Sachs	(106,363)
(19,856)	1st Source Corp	HSBC	(28,990)
(6,558)	1st Source Corp	Morgan Stanley	(18,297)
1,155	2U Inc	HSBC	(78)
8,413	2U Inc	Morgan Stanley	(18,761)
(4,296)	3D Systems Corp	Bank of America Merrill Lynch	(1,847)
(29,108)	3D Systems Corp	Barclays Bank	(2,329)
(46,548)	3D Systems Corp	Goldman Sachs	(20,016)
(18,775)	3D Systems Corp	HSBC	7,698
(18,915)	3D Systems Corp	Morgan Stanley	(1,513)
(5,489)	3M Co	Bank of America Merrill Lynch	(74,638)
(4,063)	3M Co	Barclays Bank	(30,571)
(7,533)	3M Co	Goldman Sachs	(97,111)
(6,603)	3M Co	HSBC	(77,872)
(22,853)	3M Co	Morgan Stanley	(188,537)
(10,671)	89bio Inc	Barclays Bank	(14,619)
(731)	89bio Inc	HSBC	2,800
3,530	8x8 Inc	Bank of America Merrill Lynch	(811)
7,200	8x8 Inc	Barclays Bank	(7,056)
76,307	8x8 Inc	HSBC	(277,254)
50,599	8x8 Inc	Morgan Stanley	(49,587)
78,492	A10 Networks Inc	Bank of America Merrill Lynch	7,849
23,452	A10 Networks Inc	Goldman Sachs	2,345
(4,285)	AAON Inc	Bank of America Merrill Lynch	(25,067)
(3,072)	AAON Inc	Barclays Bank	(5,837)
(1,954)	AAON Inc	Goldman Sachs	(11,431)
(6,745)	AAON Inc	HSBC	(31,432)
(5,120)	AAON Inc	Morgan Stanley	(9,728)
1,473	AAR Corp	Bank of America Merrill Lynch	6,614
9,513	AAR Corp	Barclays Bank	17,219
16,307	AAR Corp	Goldman Sachs	73,218
9,580	AAR Corp	HSBC	14,657
16,760	AAR Corp	Morgan Stanley	30,336
3,129	Aaron's Inc	Barclays Bank	6,602

保有高	銘柄	取引相手	未実現評価益/ (損) (米ドル)
	米国(続き)		
(644)	Aaron's Inc	Barclays Bank	(1,359)
(12,879)	Aaron's Inc	Goldman Sachs	(61,690)
2,185	Aaron's Inc	HSBC	4,751
(3,596)	Aaron's Inc	HSBC	(1,115)
(9,446)	Aaron's Inc	Morgan Stanley	(19,931)
10,643	Aaron's Inc	Morgan Stanley	19,852
5,598	Abbott Laboratories	Goldman Sachs	15,954
(5,214)	Abbott Laboratories	Goldman Sachs	(15,578)
528	Abbott Laboratories	HSBC	134
(21,850)	Abbott Laboratories	HSBC	20,976
41,274	Abbott Laboratories	Morgan Stanley	52,418
9,061	AbbVie Inc	Bank of America Merrill Lynch	1,813
24,205	AbbVie Inc	Barclays Bank	(28,804)
24,177	AbbVie Inc	Goldman Sachs	4,697
3,029	AbbVie Inc	Morgan Stanley	3,801
(13,274)	Abeona Therapeutics Inc	Goldman Sachs	(2,257)
(31,440)	Abeona Therapeutics Inc	HSBC	(16,663)
(109,590)	Abeona Therapeutics Inc	Morgan Stanley	1,096
69,707	Abercrombie & Fitch Co 'A'	HSBC	77,375
25,742	Abercrombie & Fitch Co 'A'	Morgan Stanley	(2,832)
(631)	ABIOMED Inc	Bank of America Merrill Lynch	(21,801)
(572)	ABIOMED Inc	Barclays Bank	(7,613)
2,450	ABIOMED Inc	Barclays Bank	23,663
(2,676)	ABIOMED Inc	Goldman Sachs	(92,456)
(1,082)	ABIOMED Inc	HSBC	(35,057)
(755)	ABIOMED Inc	Morgan Stanley	(10,049)
(19,817)	ABM Industries Inc	Bank of America Merrill Lynch	(18,430)
(2,186)	ABM Industries Inc	Barclays Bank	175
(14,931)	ABM Industries Inc	Goldman Sachs	(13,886)
(3,118)	ABM Industries Inc	HSBC	3,118
(47,442)	ABM Industries Inc	Morgan Stanley	3,795
(24,084)	Acacia Research Corp	Bank of America Merrill Lynch	(7,707)
(41,114)	Acacia Research Corp	Barclays Bank	1,645
(124,485)	Acacia Research Corp	Goldman Sachs	(39,835)
(20,774)	Acacia Research Corp	HSBC	(2,285)
(44,308)	Acacia Research Corp	Morgan Stanley	1,772
2,958	Acadia Healthcare Co Inc	Bank of America Merrill Lynch	10,915
(4,281)	Acadia Healthcare Co Inc	Barclays Bank	(3,810)
1,870	Acadia Healthcare Co Inc	Barclays Bank	1,664
(1,531)	Acadia Healthcare Co Inc	Goldman Sachs	(5,649)
13,014	Acadia Healthcare Co Inc	HSBC	23,708
(17,989)	Acadia Healthcare Co Inc	Morgan Stanley	(16,010)
1,648	Acadia Healthcare Co Inc	Morgan Stanley	1,467
(4,136)	ACADIA Pharmaceuticals Inc	Bank of America Merrill Lynch	2,812
2,962	ACADIA Pharmaceuticals Inc	Bank of America Merrill Lynch	(2,014)

保有高	銘柄	取引相手	未実現評価益/ (損) (米ドル)
	米国(続き)		
7,701	ACADIA Pharmaceuticals Inc	Barclays Bank	(8,394)
(7,051)	ACADIA Pharmaceuticals Inc	Barclays Bank	7,686
8,060	ACADIA Pharmaceuticals Inc	Goldman Sachs	(5,481)
2,125	ACADIA Pharmaceuticals Inc	HSBC	(1,211)
(2,762)	ACADIA Pharmaceuticals Inc	HSBC	2,234
15,972	ACADIA Pharmaceuticals Inc	Morgan Stanley	(17,410)
9,603	Acadia Realty Trust (REIT)	Bank of America Merrill Lynch	(1,342)
7,717	Acadia Realty Trust (REIT)	Barclays Bank	2,701
7,290	Acadia Realty Trust (REIT)	Goldman Sachs	10,498
4,160	Acadia Realty Trust (REIT)	HSBC	997
226,213	Acadia Realty Trust (REIT)	Morgan Stanley	79,175
22,193	Accel Entertainment Inc	Bank of America Merrill Lynch	24,634
14,292	Accel Entertainment Inc	Barclays Bank	2,858
13,420	Accel Entertainment Inc	Goldman Sachs	14,896
11,223	Accel Entertainment Inc	HSBC	4,489
11,466	Accel Entertainment Inc	Morgan Stanley	2,293
10,253	Accelerate Diagnostics Inc	Bank of America Merrill Lynch	(4,152)
8,725	Accelerate Diagnostics Inc	Barclays Bank	(175)
21,217	Accelerate Diagnostics Inc	Goldman Sachs	(8,593)
8,532	Accelerate Diagnostics Inc	Morgan Stanley	(171)
(2,479)	Acceleron Pharma Inc	Barclays Bank	(49)
3,777	Acceleron Pharma Inc	Barclays Bank	76
(5,155)	Acceleron Pharma Inc	Goldman Sachs	20,155
2,529	Acceleron Pharma Inc	Goldman Sachs	(8,852)
(1,571)	Acceleron Pharma Inc	HSBC	2,415
2,665	Acceleron Pharma Inc	HSBC	(8,475)
(7,422)	Acceleron Pharma Inc	Morgan Stanley	(148)
4,120	Acceleron Pharma Inc	Morgan Stanley	82
(8,951)	Accenture Plc 'A'	Bank of America Merrill Lynch	(140,262)
(2,719)	Accenture Plc 'A'	Barclays Bank	(15,879)
(11,748)	Accenture Plc 'A'	Goldman Sachs	(184,091)
(8,477)	Accenture Plc 'A'	HSBC	(93,162)
(23,463)	Accenture Plc 'A'	Morgan Stanley	(137,024)
12,819	ACCO Brands Corp	Bank of America Merrill Lynch	7,050
35,875	ACCO Brands Corp	Barclays Bank	1,435
46,555	ACCO Brands Corp	Goldman Sachs	25,605
55,693	ACCO Brands Corp	HSBC	(12,809)
21,832	ACCO Brands Corp	Morgan Stanley	873
43,620	Accuray Inc	Bank of America Merrill Lynch	6,979
11,982	Accuray Inc	Barclays Bank	(1,318)
39,776	Accuray Inc	Goldman Sachs	6,364
24,552	Accuray Inc	HSBC	(2,210)
43,435	Accuray Inc	Morgan Stanley	(4,778)
(38,291)	AceIRx Pharmaceuticals Inc	Barclays Bank	2,297
(18,887)	AceIRx Pharmaceuticals Inc	Goldman Sachs	(1,133)

保有高	銘柄	取引相手	未実現評価益/ (損) (米ドル)
	米国(続き)		
(11,355)	AceRx Pharmaceuticals Inc	HSBC	1,022
93,135	Acer Therapeutics Inc	Barclays Bank	(29,803)
3,062	Acer Therapeutics Inc	Goldman Sachs	(367)
3,597	Acer Therapeutics Inc	Morgan Stanley	(1,151)
2,024	ACI Worldwide Inc	Bank of America Merrill Lynch	4,331
(2,966)	ACI Worldwide Inc	Bank of America Merrill Lynch	(1,796)
3,729	ACI Worldwide Inc	Barclays Bank	1,081
(16,589)	ACI Worldwide Inc	Barclays Bank	(4,811)
19,427	ACI Worldwide Inc	Goldman Sachs	41,574
(23,858)	ACI Worldwide Inc	Goldman Sachs	(51,056)
14,237	ACI Worldwide Inc	HSBC	(7,403)
(29,687)	ACI Worldwide Inc	HSBC	15,437
16,748	ACI Worldwide Inc	Morgan Stanley	4,857
(38,603)	ACI Worldwide Inc	Morgan Stanley	(11,195)
(29,751)	Aclaris Therapeutics Inc	Bank of America Merrill Lynch	(3,273)
(15,408)	Aclaris Therapeutics Inc	Barclays Bank	(2,619)
(18,298)	Aclaris Therapeutics Inc	Goldman Sachs	(2,013)
(44,773)	Aclaris Therapeutics Inc	HSBC	895
(9,932)	Aclaris Therapeutics Inc	Morgan Stanley	(1,688)
(6,606)	ACM Research Inc 'A'	Barclays Bank	(42,477)
(2,713)	ACM Research Inc 'A'	Goldman Sachs	(1,601)
(1,813)	ACM Research Inc 'A'	HSBC	(22,916)
1,046	ACNB Corp	Bank of America Merrill Lynch	3,870
4,893	ACNB Corp	Barclays Bank	6,850
3,598	ACNB Corp	Goldman Sachs	13,313
13,202	ACNB Corp	HSBC	4,093
11,091	ACNB Corp	Morgan Stanley	15,527
(1,465)	Activision Blizzard Inc	Bank of America Merrill Lynch	3,355
(6,266)	Activision Blizzard Inc	Barclays Bank	5,886
3,169	Activision Blizzard Inc	Goldman Sachs	(9,665)
3,003	Activision Blizzard Inc	HSBC	(6,817)
(9,946)	Activision Blizzard Inc	HSBC	21,777
6,398	Activision Blizzard Inc	Morgan Stanley	(14,140)
(9,330)	Activision Blizzard Inc	Morgan Stanley	20,619
1,323	Actua Corp*	Bank of America Merrill Lynch	(1,191)
(4,774)	Acuity Brands Inc	Bank of America Merrill Lynch	(43,109)
3,867	Acuity Brands Inc	Bank of America Merrill Lynch	34,919
(6,354)	Acuity Brands Inc	Barclays Bank	(10,103)
5,286	Acuity Brands Inc	Barclays Bank	8,405
(4,090)	Acuity Brands Inc	Goldman Sachs	(36,933)
4,619	Acuity Brands Inc	Goldman Sachs	27,727
(730)	Acuity Brands Inc	HSBC	(285)
3,801	Acuity Brands Inc	HSBC	22,379
(3,557)	Acuity Brands Inc	Morgan Stanley	(5,656)
4,901	Acuity Brands Inc	Morgan Stanley	7,793

保有高	銘柄	取引相手	未実現評価益/ (損) (米ドル)
	米国(続き)		
9,932	Acushnet Holdings Corp	HSBC	50,653
(44,948)	Adamas Pharmaceuticals Inc	Barclays Bank	6,293
(8,988)	Adamas Pharmaceuticals Inc	Goldman Sachs	(1,528)
(5,423)	Adamas Pharmaceuticals Inc	HSBC	(989)
(6,488)	Adamas Pharmaceuticals Inc	Morgan Stanley	908
230	Adams Resources & Energy Inc	Barclays Bank	76
6,457	Adams Resources & Energy Inc	HSBC	(8,071)
3,128	Adams Resources & Energy Inc	Morgan Stanley	1,032
23,138	AdaptHealth Corp	Bank of America Merrill Lynch	1,620
2,220	AdaptHealth Corp	HSBC	(122)
27,875	AdaptHealth Corp	Morgan Stanley	(8,363)
(11,467)	Adaptive Biotechnologies Corp	Barclays Bank	32,452
(3,972)	Adaptive Biotechnologies Corp	Goldman Sachs	(3,416)
(3,928)	Adaptive Biotechnologies Corp	HSBC	(15,090)
(3,342)	Adaptive Biotechnologies Corp	Morgan Stanley	9,458
(6,407)	Addus HomeCare Corp	Goldman Sachs	(82,714)
(4,974)	Addus HomeCare Corp	HSBC	(70,283)
(2,822)	Addus HomeCare Corp	Morgan Stanley	(10,611)
2,663	Adecoagro SA	HSBC	1,310
(2,879)	Adient Plc	Bank of America Merrill Lynch	(1,555)
4,254	Adient Plc	Barclays Bank	(1,744)
5,144	Adient Plc	Goldman Sachs	2,778
(4,438)	Adient Plc	HSBC	(4,634)
8,794	Adient Plc	HSBC	(9,665)
(34,884)	ADMA Biologics Inc	Bank of America Merrill Lynch	(20,930)
(38,942)	ADMA Biologics Inc	Goldman Sachs	(23,365)
(26,311)	ADMA Biologics Inc	HSBC	(21,180)
299	Adobe Inc	Bank of America Merrill Lynch	2,767
1,124	Adobe Inc	Barclays Bank	(2,866)
4,344	Adobe Inc	HSBC	67,790
15,131	Adobe Inc	Morgan Stanley	(38,584)
42,463	ADT Inc	Bank of America Merrill Lynch	42,039
23,596	ADT Inc	Barclays Bank	11,562
51,121	ADT Inc	Goldman Sachs	50,609
40,356	ADT Inc	Morgan Stanley	19,774
(53,707)	Adtalem Global Education Inc	Bank of America Merrill Lynch	(45,381)
(13,743)	Adtalem Global Education Inc	Barclays Bank	1,787
(6,095)	Adtalem Global Education Inc	Goldman Sachs	(5,607)
(35,891)	Adtalem Global Education Inc	HSBC	54,254
(13,873)	Adtalem Global Education Inc	Morgan Stanley	1,803
3,761	ADTRAN Inc	Barclays Bank	(1,204)
8,845	ADTRAN Inc	Goldman Sachs	4,246
32,969	ADTRAN Inc	HSBC	(16,649)
11,145	ADTRAN Inc	Morgan Stanley	(3,566)
9,201	Aduro Biotech Inc	Barclays Bank	92

保有高	銘柄	取引相手	未実現評価益/ (損) (米ドル)
	米国(続き)		
14,922	Aduro Biotech Inc	Goldman Sachs	4,626
23,328	Aduro Biotech Inc	Morgan Stanley	233
(7,055)	Advance Auto Parts Inc	Bank of America Merrill Lynch	(76,617)
(489)	Advance Auto Parts Inc	Barclays Bank	(1,682)
(4,042)	Advance Auto Parts Inc	Goldman Sachs	(43,896)
(5,869)	Advance Auto Parts Inc	HSBC	(70,838)
(10,484)	Advance Auto Parts Inc	Morgan Stanley	(36,065)
6,610	Advanced Drainage Systems Inc	Bank of America Merrill Lynch	23,110
1,906	Advanced Drainage Systems Inc	Barclays Bank	(1,734)
10,502	Advanced Drainage Systems Inc	Goldman Sachs	51,901
21,692	Advanced Drainage Systems Inc	HSBC	61,824
47,955	Advanced Drainage Systems Inc	Morgan Stanley	(43,639)
(16,383)	Advanced Emissions Solutions Inc	Bank of America Merrill Lynch	(3,113)
(45,011)	Advanced Emissions Solutions Inc	Barclays Bank	450
(2,280)	Advanced Emissions Solutions Inc	Goldman Sachs	(433)
(16,175)	Advanced Emissions Solutions Inc	HSBC	39,144
(69,868)	Advanced Emissions Solutions Inc	Morgan Stanley	699
1,989	Advanced Energy Industries Inc	Barclays Bank	6,424
3,530	Advanced Energy Industries Inc	Goldman Sachs	24,992
(5,177)	Advanced Energy Industries Inc	HSBC	(13,098)
11,361	Advanced Energy Industries Inc	HSBC	28,743
(3,800)	Advanced Energy Industries Inc	Morgan Stanley	(12,274)
18,943	Advanced Energy Industries Inc	Morgan Stanley	61,186
(15,571)	Advanced Micro Devices Inc	Barclays Bank	35,813
(8,307)	Advanced Micro Devices Inc	Goldman Sachs	11,048
(6,963)	Advanced Micro Devices Inc	HSBC	2,228
(10,803)	Advanced Micro Devices Inc	Morgan Stanley	24,847
18,952	Advanced Micro Devices Inc	Morgan Stanley	8,410
(32,395)	AdvanSix Inc	HSBC	(1,620)
(6,646)	AdvanSix Inc	Morgan Stanley	(3,921)
(6,511)	Adverum Biotechnologies Inc	Bank of America Merrill Lynch	(4,493)
(6,166)	Adverum Biotechnologies Inc	Goldman Sachs	(4,255)
(19,374)	Adverum Biotechnologies Inc	HSBC	15,499
(1,773)	Adverum Biotechnologies Inc	Morgan Stanley	3,138
8,915	AECOM	Bank of America Merrill Lynch	58,572
(5,713)	AECOM	Bank of America Merrill Lynch	(37,534)
1,830	AECOM	Barclays Bank	5,069
(3,327)	AECOM	Barclays Bank	(9,216)
3,066	AECOM	Goldman Sachs	20,144
10,461	AECOM	HSBC	25,629
(8,027)	AECOM	HSBC	(19,666)
17,432	AECOM	Morgan Stanley	48,287
(15,383)	AECOM	Morgan Stanley	(42,611)
(81,580)	Aegion Corp	Bank of America Merrill Lynch	(171,318)
(10,918)	Aegion Corp	HSBC	(2,511)

保有高	銘柄	取引相手	未実現評価益/ (損) (米ドル)
	米国(続き)		
(9,647)	Aegion Corp	Morgan Stanley	(1,833)
3,220	Aeglea BioTherapeutics Inc	Bank of America Merrill Lynch	5,345
15,955	Aeglea BioTherapeutics Inc	Goldman Sachs	26,485
5,024	Aeglea BioTherapeutics Inc	HSBC	2,663
19,844	Aeglea BioTherapeutics Inc	Morgan Stanley	(2,183)
(5,065)	AerCap Holdings NV	Barclays Bank	(16,208)
(7,040)	AerCap Holdings NV	Goldman Sachs	(27,629)
(2,768)	AerCap Holdings NV	HSBC	(4,373)
(26,785)	AerCap Holdings NV	Morgan Stanley	(85,712)
4,610	Aerie Pharmaceuticals Inc	Bank of America Merrill Lynch	(2,881)
24,881	Aerie Pharmaceuticals Inc	Barclays Bank	(37,819)
11,571	Aerie Pharmaceuticals Inc	Goldman Sachs	(8,347)
10,187	Aerie Pharmaceuticals Inc	HSBC	(11,973)
7,208	Aerie Pharmaceuticals Inc	Morgan Stanley	(10,956)
(1,254)	AeroVironment Inc	Bank of America Merrill Lynch	(8,189)
(463)	AeroVironment Inc	Barclays Bank	(1,417)
(1,262)	AeroVironment Inc	Goldman Sachs	(8,241)
(7,035)	AeroVironment Inc	HSBC	(50,230)
(7,325)	AeroVironment Inc	Morgan Stanley	(22,415)
10,151	Aerpio Pharmaceuticals Inc	Bank of America Merrill Lynch	3,654
(120,160)	AES Corp	Bank of America Merrill Lynch	(72,884)
(68,996)	AES Corp	Goldman Sachs	(38,623)
(73,287)	AES Corp	HSBC	14,998
(53,506)	AES Corp	Morgan Stanley	(16,052)
3,053	Affiliated Managers Group Inc	Bank of America Merrill Lynch	15,509
817	Affiliated Managers Group Inc	Barclays Bank	2,574
1,946	Affiliated Managers Group Inc	Goldman Sachs	9,886
5,099	Affiliated Managers Group Inc	HSBC	6,781
8,995	Affiliated Managers Group Inc	Morgan Stanley	28,335
79,522	Affimed NV	Bank of America Merrill Lynch	62,822
84,860	Affimed NV	Barclays Bank	13,578
45,990	Affimed NV	Goldman Sachs	36,332
18,937	Affimed NV	HSBC	16,854
20,366	Affimed NV	Morgan Stanley	3,259
(15,438)	Aflac Inc	Bank of America Merrill Lynch	(44,461)
(15,499)	Aflac Inc	Barclays Bank	(18,134)
(20,659)	Aflac Inc	Goldman Sachs	(56,176)
(22,635)	Aflac Inc	HSBC	8,828
(4,850)	Aflac Inc	Morgan Stanley	(5,675)
30,034	AG Mortgage Investment Trust Inc (REIT)	Bank of America Merrill Lynch	2,102
17,554	AG Mortgage Investment Trust Inc (REIT)	Barclays Bank	(4,740)
48,518	AG Mortgage Investment Trust Inc (REIT)	Goldman Sachs	3,396
13,319	AG Mortgage Investment Trust Inc (REIT)	HSBC	5,194
15,627	AG Mortgage Investment Trust Inc (REIT)	Morgan Stanley	(4,219)
8,445	AGCO Corp	Bank of America Merrill Lynch	85,801

保有高	銘柄	取引相手	未実現評価益/ (損) (米ドル)
	米国(続き)		
7,310	AGCO Corp	Barclays Bank	29,606
18,421	AGCO Corp	Goldman Sachs	187,157
17,813	AGCO Corp	HSBC	84,790
23,960	AGCO Corp	Morgan Stanley	97,038
19,529	Agenus Inc	Bank of America Merrill Lynch	13,257
19,854	Agenus Inc	Barclays Bank	14,493
43,183	Agenus Inc	Goldman Sachs	36,706
11,463	Agenus Inc	HSBC	8,024
123,722	Agenus Inc	Morgan Stanley	90,317
(25,249)	Agile Therapeutics Inc	Bank of America Merrill Lynch	(9,847)
(109,835)	Agile Therapeutics Inc	Barclays Bank	(13,180)
(5,053)	Agilent Technologies Inc	Bank of America Merrill Lynch	(8,467)
(2,775)	Agilent Technologies Inc	Barclays Bank	(5,411)
(7,572)	Agilent Technologies Inc	Goldman Sachs	(40,435)
(10,553)	Agilent Technologies Inc	HSBC	(76,193)
(40,748)	Agilent Technologies Inc	Morgan Stanley	(79,458)
(4,141)	Agilysys Inc	Bank of America Merrill Lynch	(5,052)
(5,811)	Agilysys Inc	Barclays Bank	4,649
(15,934)	Agilysys Inc	Goldman Sachs	(19,439)
(1,343)	Agilysys Inc	HSBC	(94)
(14,323)	Agilysys Inc	Morgan Stanley	11,458
2,881	Agios Pharmaceuticals Inc	Bank of America Merrill Lynch	18,006
(5,747)	Agios Pharmaceuticals Inc	Bank of America Merrill Lynch	(27,683)
4,752	Agios Pharmaceuticals Inc	Barclays Bank	(1,140)
(9,109)	Agios Pharmaceuticals Inc	Barclays Bank	2,186
6,388	Agios Pharmaceuticals Inc	Goldman Sachs	39,925
(4,437)	Agios Pharmaceuticals Inc	Goldman Sachs	(24,974)
1,813	Agios Pharmaceuticals Inc	HSBC	23,442
(5,424)	Agios Pharmaceuticals Inc	HSBC	(70,132)
3,332	Agios Pharmaceuticals Inc	Morgan Stanley	(800)
(1,260)	Agios Pharmaceuticals Inc	Morgan Stanley	302
(43,035)	AGNC Investment Corp (REIT)	Bank of America Merrill Lynch	(16,907)
(48,785)	AGNC Investment Corp (REIT)	Barclays Bank	13,899
(33,322)	AGNC Investment Corp (REIT)	Goldman Sachs	(9,731)
(29,547)	AGNC Investment Corp (REIT)	HSBC	(5,171)
(34,716)	AGNC Investment Corp (REIT)	Morgan Stanley	10,068
(11,878)	Agree Realty Corp (REIT)	Bank of America Merrill Lynch	(32,783)
10,839	Agree Realty Corp (REIT)	Bank of America Merrill Lynch	27,822
(6,971)	Agree Realty Corp (REIT)	Barclays Bank	(1,394)
18,965	Agree Realty Corp (REIT)	Barclays Bank	3,793
(10,885)	Agree Realty Corp (REIT)	Goldman Sachs	(30,043)
38,004	Agree Realty Corp (REIT)	Goldman Sachs	104,891
(4,066)	Agree Realty Corp (REIT)	HSBC	10,409
28,741	Agree Realty Corp (REIT)	HSBC	(65,303)
(15,011)	Agree Realty Corp (REIT)	Morgan Stanley	(3,002)

保有高	銘柄	取引相手	未実現評価益/ (損) (米ドル)
	米国(続き)		
29,358	Agree Realty Corp (REIT)	Morgan Stanley	5,872
9,752	AH Belo Corp 'A'	Bank of America Merrill Lynch	780
1,507	AH Belo Corp 'A'	Morgan Stanley	30
7,628	Aimmune Therapeutics Inc	Bank of America Merrill Lynch	1,373
9,335	Aimmune Therapeutics Inc	Barclays Bank	(3,921)
11,570	Aimmune Therapeutics Inc	Goldman Sachs	2,083
11,333	Aimmune Therapeutics Inc	HSBC	(11,786)
9,485	Aimmune Therapeutics Inc	Morgan Stanley	(3,984)
(3,592)	Air Lease Corp	Barclays Bank	(8,998)
(4,007)	Air Lease Corp	Goldman Sachs	(28,791)
(14,502)	Air Lease Corp	HSBC	(63,089)
(46,235)	Air Lease Corp	Morgan Stanley	(115,819)
6,679	Air Products and Chemicals Inc	Bank of America Merrill Lynch	81,598
4,248	Air Products and Chemicals Inc	Barclays Bank	28,547
1,195	Air Products and Chemicals Inc	Goldman Sachs	15,571
8,665	Air Products and Chemicals Inc	HSBC	65,767
5,695	Air Products and Chemicals Inc	Morgan Stanley	38,270
(18,180)	Air Transport Services Group Inc	Bank of America Merrill Lynch	(16,136)
(18,911)	Air Transport Services Group Inc	Barclays Bank	567
(4,929)	Air Transport Services Group Inc	Goldman Sachs	(4,781)
(23,430)	Air Transport Services Group Inc	HSBC	19,916
(6,034)	Air Transport Services Group Inc	Morgan Stanley	181
(2,905)	Airgain Inc	Bank of America Merrill Lynch	(1,801)
(5,819)	Airgain Inc	Barclays Bank	(3,782)
(23,343)	Airgain Inc	Goldman Sachs	(14,473)
(3,073)	Akamai Technologies Inc	Bank of America Merrill Lynch	(18,653)
5,706	Akamai Technologies Inc	Bank of America Merrill Lynch	19,477
(4,705)	Akamai Technologies Inc	Barclays Bank	(17,597)
(4,739)	Akamai Technologies Inc	Goldman Sachs	(28,766)
(7,168)	Akamai Technologies Inc	HSBC	(21,576)
(5,482)	Akamai Technologies Inc	Morgan Stanley	(20,503)
4,700	Akazoo SA	Bank of America Merrill Lynch	14
5,417	Akazoo SA	Barclays Bank	16
11,200	Akazoo SA	Goldman Sachs	34
4,594	Akazoo SA	HSBC	14
7,099	Akazoo SA	Morgan Stanley	21
5,851	Akcea Therapeutics Inc	Bank of America Merrill Lynch	(761)
16,545	Akcea Therapeutics Inc	Barclays Bank	993
1,558	Akcea Therapeutics Inc	Goldman Sachs	(203)
2,408	Akcea Therapeutics Inc	HSBC	(1,830)
6,846	Akcea Therapeutics Inc	Morgan Stanley	411
6,906	Akebia Therapeutics Inc	Bank of America Merrill Lynch	(7,528)
24,400	Akebia Therapeutics Inc	HSBC	(15,860)
8,682	Akebia Therapeutics Inc	Morgan Stanley	(7,206)
6,996	Akero Therapeutics Inc	HSBC	19,799

保有高	銘柄	取引相手	未実現評価益/ (損) (米ドル)
	米国(続き)		
4,307	Akero Therapeutics Inc	Morgan Stanley	2,713
(26,815)	Akorn Inc	Bank of America Merrill Lynch	2,671
(66,256)	Akorn Inc	Barclays Bank	(1,067)
(18,503)	Akorn Inc	Goldman Sachs	1,843
(34,700)	Akorn Inc	Morgan Stanley	(559)
(41,675)	Akoustis Technologies Inc	Barclays Bank	31,673
(4,969)	Akoustis Technologies Inc	HSBC	6,286
(446)	Alamo Group Inc	Bank of America Merrill Lynch	(3,388)
(3,152)	Alamo Group Inc	Barclays Bank	(20,267)
(6,372)	Alamo Group Inc	Goldman Sachs	(85,519)
(5,062)	Alamo Group Inc	HSBC	(13,212)
(6,748)	Alamo Group Inc	Morgan Stanley	(43,390)
(4,679)	Alarm.com Holdings Inc	Bank of America Merrill Lynch	16,470
5,658	Alarm.com Holdings Inc	Barclays Bank	2,546
21,881	Alarm.com Holdings Inc	Goldman Sachs	(74,708)
7,270	Alarm.com Holdings Inc	HSBC	(23,555)
3,586	Alarm.com Holdings Inc	Morgan Stanley	1,613
8,144	Alaska Air Group Inc	Bank of America Merrill Lynch	60,897
(9,888)	Alaska Air Group Inc	Bank of America Merrill Lynch	(79,104)
10,290	Alaska Air Group Inc	Barclays Bank	26,857
6,778	Alaska Air Group Inc	Goldman Sachs	54,224
(8,659)	Alaska Air Group Inc	Goldman Sachs	(69,272)
33,157	Alaska Air Group Inc	HSBC	120,360
(4,014)	Alaska Air Group Inc	HSBC	(31,355)
13,656	Alaska Air Group Inc	Morgan Stanley	35,642
(2,047)	Alaska Air Group Inc	Morgan Stanley	(5,343)
(3,625)	Albany International Corp 'A'	Bank of America Merrill Lynch	(40,709)
(11,667)	Albany International Corp 'A'	Barclays Bank	(65,335)
(12,867)	Albany International Corp 'A'	Goldman Sachs	(141,007)
(9,554)	Albany International Corp 'A'	HSBC	(59,161)
(11,946)	Albany International Corp 'A'	Morgan Stanley	(66,897)
(1,121)	Albemarle Corp	Bank of America Merrill Lynch	(17,499)
(429)	Albemarle Corp	Barclays Bank	(3,797)
(1,796)	Albemarle Corp	Goldman Sachs	(28,036)
(10,163)	Albemarle Corp	HSBC	(129,172)
6,952	Albemarle Corp	HSBC	88,360
(4,977)	Albemarle Corp	Morgan Stanley	(44,046)
(11,148)	Albireo Pharma Inc	Bank of America Merrill Lynch	(10,145)
(1,833)	Albireo Pharma Inc	Barclays Bank	(2,475)
(5,905)	Albireo Pharma Inc	Goldman Sachs	(5,374)
(2,868)	Albireo Pharma Inc	HSBC	(4,245)
(1,181)	Albireo Pharma Inc	Morgan Stanley	(1,594)
2,369	Alcoa Corp	Bank of America Merrill Lynch	5,946
11,722	Alcoa Corp	Barclays Bank	11,253
26,384	Alcoa Corp	Goldman Sachs	66,224

保有高	銘柄	取引相手	未実現評価益/ (損) (米ドル)
	米国(続き)		
109,187	Alcoa Corp	HSBC	120,105
92,832	Alcoa Corp	Morgan Stanley	89,119
1,527	Alcon Inc	Bank of America Merrill Lynch	11,666
12,466	Alcon Inc	Barclays Bank	37,532
(25,555)	Aldeyra Therapeutics Inc	Bank of America Merrill Lynch	(16,866)
(3,800)	Aldeyra Therapeutics Inc	Barclays Bank	(3,382)
(7,095)	Aldeyra Therapeutics Inc	Goldman Sachs	(4,683)
(38,135)	Aldeyra Therapeutics Inc	HSBC	(88,092)
(8,809)	Aldeyra Therapeutics Inc	Morgan Stanley	(7,840)
2,480	Alector Inc	Bank of America Merrill Lynch	11,656
4,342	Alector Inc	Barclays Bank	(3,040)
2,423	Alector Inc	Goldman Sachs	11,388
6,958	Alector Inc	HSBC	35,903
8,248	Alector Inc	Morgan Stanley	(5,774)
4,158	Alerus Financial Corp	Bank of America Merrill Lynch	2,370
6,768	Alerus Financial Corp	Barclays Bank	1,489
5,275	Alerus Financial Corp	Goldman Sachs	3,007
19,050	Alerus Financial Corp	HSBC	13,716
11,802	Alerus Financial Corp	Morgan Stanley	2,596
(36,966)	Alexander & Baldwin Inc (REIT)	HSBC	34,009
(108,393)	Alexander & Baldwin Inc (REIT)	Morgan Stanley	(56,364)
(1,165)	Alexander's Inc (REIT)	Bank of America Merrill Lynch	(42,161)
(719)	Alexander's Inc (REIT)	Barclays Bank	(13,913)
(2,174)	Alexander's Inc (REIT)	Goldman Sachs	(78,677)
(1,213)	Alexander's Inc (REIT)	HSBC	(13,063)
(2,246)	Alexander's Inc (REIT)	Morgan Stanley	(43,460)
1,278	Alexandria Real Estate Equities Inc (REIT)	Bank of America Merrill Lynch	16,077
11,565	Alexandria Real Estate Equities Inc (REIT)	Barclays Bank	80,232
17,760	Alexandria Real Estate Equities Inc (REIT)	Goldman Sachs	223,421
1,645	Alexandria Real Estate Equities Inc (REIT)	HSBC	13,291
8,182	Alexandria Real Estate Equities Inc (REIT)	Morgan Stanley	57,438
992	Alexion Pharmaceuticals Inc	Bank of America Merrill Lynch	14,186
(3,081)	Alexion Pharmaceuticals Inc	Bank of America Merrill Lynch	(46,258)
2,647	Alexion Pharmaceuticals Inc	Barclays Bank	39,017
1,085	Alexion Pharmaceuticals Inc	Goldman Sachs	15,516
(5,044)	Alexion Pharmaceuticals Inc	Goldman Sachs	(72,129)
1,568	Alexion Pharmaceuticals Inc	HSBC	29,635
(2,513)	Alexion Pharmaceuticals Inc	HSBC	(47,496)
15,374	Alexion Pharmaceuticals Inc	Morgan Stanley	226,613
(3,478)	Alico Inc	Bank of America Merrill Lynch	(12,138)
(7,107)	Alico Inc	Barclays Bank	(1,350)
(6,898)	Alico Inc	Goldman Sachs	(19,146)
(1,436)	Alico Inc	HSBC	(2,958)
(3,974)	Alico Inc	Morgan Stanley	(755)
(406)	Align Technology Inc	Barclays Bank	(2,241)

保有高	銘柄	取引相手	未実現評価益/ (損) (米ドル)
	米国(続き)		
(1,832)	Align Technology Inc	Goldman Sachs	(83,521)
(1,761)	Align Technology Inc	HSBC	(69,084)
(5,195)	Align Technology Inc	Morgan Stanley	(28,677)
3,467	Alkermes Plc	Bank of America Merrill Lynch	4,472
11,985	Alkermes Plc	Barclays Bank	(3,596)
14,958	Alkermes Plc	Goldman Sachs	19,296
(53,385)	Alkermes Plc	Goldman Sachs	4,317
10,167	Alkermes Plc	HSBC	15,962
15,575	Alkermes Plc	Morgan Stanley	(4,673)
(3,179)	Allakos Inc	Bank of America Merrill Lynch	(10,396)
(13,936)	Allakos Inc	Barclays Bank	76,512
(3,167)	Allakos Inc	HSBC	(24,300)
(432)	Alleghany Corp	Bank of America Merrill Lynch	(26,015)
(729)	Alleghany Corp	Barclays Bank	(12,962)
903	Alleghany Corp	Barclays Bank	16,055
(428)	Alleghany Corp	Goldman Sachs	(25,774)
536	Alleghany Corp	Goldman Sachs	32,278
(272)	Alleghany Corp	HSBC	3,199
3,105	Alleghany Corp	HSBC	33,414
(831)	Alleghany Corp	Morgan Stanley	(14,775)
3,038	Alleghany Corp	Morgan Stanley	54,016
(12,587)	Allegheny Technologies Inc	Bank of America Merrill Lynch	(19,384)
(28,356)	Allegheny Technologies Inc	Barclays Bank	(16,730)
(30,898)	Allegheny Technologies Inc	Goldman Sachs	(47,583)
(21,998)	Allegheny Technologies Inc	HSBC	(3,300)
(40,809)	Allegheny Technologies Inc	Morgan Stanley	(24,077)
(4,889)	Allegiance Bancshares Inc	Bank of America Merrill Lynch	(15,058)
(5,065)	Allegiance Bancshares Inc	Barclays Bank	(1,515)
(16,004)	Allegiance Bancshares Inc	Goldman Sachs	(46,728)
(20,467)	Allegiance Bancshares Inc	HSBC	(28,566)
(15,761)	Allegiance Bancshares Inc	Morgan Stanley	(9,299)
1,787	Allegiant Travel Co	Bank of America Merrill Lynch	51,573
(2,194)	Allegiant Travel Co	Goldman Sachs	(55,727)
1,031	Allegiant Travel Co	Goldman Sachs	29,755
(3,891)	Allegiant Travel Co	HSBC	(112,683)
(2,753)	Allegiant Travel Co	Morgan Stanley	(46,443)
9,322	Allegion Plc	Bank of America Merrill Lynch	52,390
5,870	Allegion Plc	Barclays Bank	27,002
33,064	Allegion Plc	Goldman Sachs	196,731
9,826	Allegion Plc	HSBC	(15,085)
7,630	Allegion Plc	Morgan Stanley	35,098
32,601	ALLETE Inc	Bank of America Merrill Lynch	249,072
25,099	ALLETE Inc	Barclays Bank	94,122
20,046	ALLETE Inc	Goldman Sachs	149,973
(11,649)	ALLETE Inc	Goldman Sachs	(88,998)

保有高	銘柄	取引相手	未実現評価益/ (損) (米ドル)
	米国(続き)		
14,650	ALLETE Inc	HSBC	21,389
(31,776)	ALLETE Inc	HSBC	(46,393)
23,855	ALLETE Inc	Morgan Stanley	89,456
(47,854)	ALLETE Inc	Morgan Stanley	(179,453)
(1,075)	Alliance Data Systems Corp	Barclays Bank	(5,225)
(5,746)	Alliance Data Systems Corp	Goldman Sachs	(50,163)
2,674	Alliance Data Systems Corp	Goldman Sachs	23,344
(2,272)	Alliance Data Systems Corp	HSBC	613
(1,168)	Alliance Data Systems Corp	Morgan Stanley	(5,676)
4,543	Alliance Data Systems Corp	Morgan Stanley	22,079
19,770	Alliant Energy Corp	Barclays Bank	46,657
99,400	Alliant Energy Corp	Goldman Sachs	277,326
40,591	Alliant Energy Corp	HSBC	39,362
108,266	Alliant Energy Corp	Morgan Stanley	255,508
(638)	Allied Motion Technologies Inc	Barclays Bank	(1,340)
(4,791)	Allied Motion Technologies Inc	Goldman Sachs	(33,824)
(5,932)	Allied Motion Technologies Inc	HSBC	(34,228)
(14,504)	Allied Motion Technologies Inc	Morgan Stanley	(30,458)
26,445	Allison Transmission Holdings Inc	Bank of America Merrill Lynch	88,062
17,216	Allison Transmission Holdings Inc	Barclays Bank	24,274
22,907	Allison Transmission Holdings Inc	Goldman Sachs	76,280
28,297	Allison Transmission Holdings Inc	HSBC	(9,338)
47,599	Allison Transmission Holdings Inc	Morgan Stanley	67,114
(20,057)	Allogene Therapeutics Inc	Barclays Bank	162,349
400	Allogene Therapeutics Inc	HSBC	5,752
7,808	Allogene Therapeutics Inc	Morgan Stanley	(64,416)
71,858	Allscripts Healthcare Solutions Inc	Bank of America Merrill Lynch	32,336
46,861	Allscripts Healthcare Solutions Inc	Barclays Bank	(7,498)
16,898	Allscripts Healthcare Solutions Inc	Goldman Sachs	7,604
100,474	Allscripts Healthcare Solutions Inc	HSBC	(14,066)
144,101	Allscripts Healthcare Solutions Inc	Morgan Stanley	(23,056)
3,671	Allstate Corp	Bank of America Merrill Lynch	6,078
(9,331)	Allstate Corp	Barclays Bank	(19,269)
5,676	Allstate Corp	Goldman Sachs	4,885
4,893	Allstate Corp	HSBC	(11,810)
(9,243)	Allstate Corp	HSBC	36,094
13,194	Allstate Corp	Morgan Stanley	27,246
(4,333)	Allstate Corp	Morgan Stanley	(8,948)
27,952	Ally Financial Inc	Bank of America Merrill Lynch	68,064
48,019	Ally Financial Inc	Barclays Bank	85,714
24,217	Ally Financial Inc	Goldman Sachs	58,968
24,304	Ally Financial Inc	HSBC	47,060
6,705	Ally Financial Inc	Morgan Stanley	11,969
(2,978)	Alnylam Pharmaceuticals Inc	Barclays Bank	22,513
(3,167)	Alnylam Pharmaceuticals Inc	Goldman Sachs	15,551

保有高	銘柄	取引相手	未実現評価益/ (損) (米ドル)
	米国(続き)		
(5,242)	Alnylam Pharmaceuticals Inc	HSBC	16,565
(9,475)	Alnylam Pharmaceuticals Inc	Morgan Stanley	71,631
(10,387)	Alpha & Omega Semiconductor Ltd	Barclays Bank	(1,870)
(27,937)	Alpha & Omega Semiconductor Ltd	Goldman Sachs	(26,820)
(5,102)	Alpha & Omega Semiconductor Ltd	HSBC	1,837
(10,137)	Alpha & Omega Semiconductor Ltd	Morgan Stanley	(1,825)
(1,461)	Alphabet Inc 'A'	Barclays Bank	(23,902)
1,766	Alphabet Inc 'A'	Barclays Bank	28,892
214	Alphabet Inc 'A'	Goldman Sachs	42
(757)	Alphabet Inc 'A'	HSBC	(34,262)
(1,192)	Alphabet Inc 'A'	Morgan Stanley	(19,501)
347	Alphabet Inc 'A'	Morgan Stanley	5,677
(5,515)	Alphatec Holdings Inc	Barclays Bank	938
(13,433)	Alphatec Holdings Inc	Goldman Sachs	(2,552)
(45,179)	Alphatec Holdings Inc	Morgan Stanley	7,680
(55,234)	Alta Equipment Group Inc	Bank of America Merrill Lynch	(70,147)
(2,497)	Altair Engineering Inc 'A'	Bank of America Merrill Lynch	(14,982)
(2,463)	Altair Engineering Inc 'A'	Barclays Bank	(4,827)
(1,901)	Altair Engineering Inc 'A'	Goldman Sachs	(11,406)
(2,576)	Altair Engineering Inc 'A'	HSBC	(10,072)
(33,465)	Altair Engineering Inc 'A'	Morgan Stanley	(65,591)
2,618	Alteryx Inc 'A'	Bank of America Merrill Lynch	29,295
(199)	Alteryx Inc 'A'	Barclays Bank	1,485
(5,765)	Alteryx Inc 'A'	Goldman Sachs	(63,174)
(230)	Alteryx Inc 'A'	HSBC	(2,413)
(10,963)	Alteryx Inc 'A'	Morgan Stanley	81,784
20,200	Altice USA Inc 'A'	Bank of America Merrill Lynch	44,440
37,779	Altice USA Inc 'A'	Barclays Bank	41,179
5,042	Altice USA Inc 'A'	HSBC	9,328
9,770	Altice USA Inc 'A'	Morgan Stanley	10,649
(50,804)	Altisource Portfolio Solutions SA	Bank of America Merrill Lynch	(342,419)
17,161	Altra Industrial Motion Corp	Barclays Bank	36,210
17,487	Altra Industrial Motion Corp	HSBC	42,668
23,935	Altra Industrial Motion Corp	Morgan Stanley	50,503
(28,755)	Altria Group Inc	Barclays Bank	(14,953)
(31,811)	Altria Group Inc	Goldman Sachs	(52,806)
(25,642)	Altria Group Inc	HSBC	(38,719)
(5,725)	Altria Group Inc	Morgan Stanley	(2,977)
44,962	Altria Group Inc	Morgan Stanley	23,380
46,046	Altus Midstream Co 'A'	HSBC	(1,091)
12,307	Altus Midstream Co 'A'	Morgan Stanley	519
(11,314)	AMAG Pharmaceuticals Inc	Bank of America Merrill Lynch	(9,504)
(31,898)	AMAG Pharmaceuticals Inc	Goldman Sachs	(26,794)
2,305	Amalgamated Bank 'A'	Bank of America Merrill Lynch	4,495
13,559	Amalgamated Bank 'A'	Barclays Bank	12,474

保有高	銘柄	取引相手	未実現評価益/ (損) (米ドル)
	米国(続き)		
36,591	Amalgamated Bank 'A'	Goldman Sachs	71,352
16,275	Amalgamated Bank 'A'	HSBC	14,322
16,872	Amalgamated Bank 'A'	Morgan Stanley	15,522
459	Amazon.com Inc	Bank of America Merrill Lynch	(243)
100	Amazon.com Inc	Barclays Bank	(2,574)
717	Amazon.com Inc	Goldman Sachs	1,147
235	Amazon.com Inc	HSBC	7,409
831	Amazon.com Inc	Morgan Stanley	(21,390)
(7,487)	Ambac Financial Group Inc	Barclays Bank	(1,048)
(31,049)	Ambac Financial Group Inc	Goldman Sachs	(41,606)
(24,664)	Ambac Financial Group Inc	HSBC	58,831
(42,944)	Ambac Financial Group Inc	Morgan Stanley	(6,012)
(1,089)	Ambarella Inc	Bank of America Merrill Lynch	1,340
4,452	Ambarella Inc	Bank of America Merrill Lynch	15,315
(7,251)	Ambarella Inc	Barclays Bank	11,964
7,160	Ambarella Inc	Barclays Bank	(11,814)
(4,143)	Ambarella Inc	HSBC	(3,687)
15,308	Ambarella Inc	HSBC	15,095
6,967	Ambarella Inc	Morgan Stanley	(11,496)
(15,003)	Ambev SA ADR	HSBC	(2,250)
(34,293)	Ambev SA ADR	Morgan Stanley	(5,487)
25,780	AMC Entertainment Holdings Inc 'A'	Goldman Sachs	13,148
(3,686)	AMC Networks Inc 'A'	Bank of America Merrill Lynch	(1,511)
20,305	AMC Networks Inc 'A'	HSBC	39,798
(6,437)	AMC Networks Inc 'A'	HSBC	(12,617)
5,495	AMC Networks Inc 'A'	Morgan Stanley	(6,429)
(7,762)	AMC Networks Inc 'A'	Morgan Stanley	9,082
(1,719)	Amcor Plc	Bank of America Merrill Lynch	(1,272)
(73,334)	Amcor Plc	Barclays Bank	(17,600)
(4,826)	Amcor Plc	Goldman Sachs	725
(119,604)	Amcor Plc	Morgan Stanley	(28,705)
3,775	Amdocs Ltd	Bank of America Merrill Lynch	6,153
7,194	Amdocs Ltd	Barclays Bank	(9,424)
22,994	Amdocs Ltd	Goldman Sachs	37,480
15,446	Amdocs Ltd	HSBC	(21,470)
23,300	Amdocs Ltd	Morgan Stanley	(30,523)
(275)	Amedisys Inc	Bank of America Merrill Lynch	(1,667)
(946)	Amedisys Inc	Barclays Bank	1,485
1,378	Amedisys Inc	Barclays Bank	68
(2,159)	Amedisys Inc	Goldman Sachs	(8,005)
1,603	Amedisys Inc	Goldman Sachs	9,714
(593)	Amedisys Inc	HSBC	(6,167)
1,553	Amedisys Inc	HSBC	16,151
(12,847)	Amedisys Inc	Morgan Stanley	20,170
1,814	Amedisys Inc	Morgan Stanley	(2,848)

保有高	銘柄	取引相手	未実現評価益/ (損) (米ドル)
	米国(続き)		
(8,495)	Amerant Bancorp Inc	Barclays Bank	(6,371)
(13,398)	Amerant Bancorp Inc	Goldman Sachs	(19,695)
(10,115)	Amerant Bancorp Inc	HSBC	(5,563)
(9,768)	Amerant Bancorp Inc	Morgan Stanley	(7,326)
2,004	AMERCO	Bank of America Merrill Lynch	64,339
778	AMERCO	Barclays Bank	11,468
1,427	AMERCO	Goldman Sachs	46,049
3,718	AMERCO	HSBC	76,591
3,000	AMERCO	Morgan Stanley	44,220
13,210	Ameren Corp	Bank of America Merrill Lynch	57,060
17,684	Ameren Corp	Barclays Bank	71,090
13,128	Ameren Corp	Goldman Sachs	66,690
21,746	Ameren Corp	HSBC	64,793
87,085	Ameren Corp	Morgan Stanley	320,449
(36,307)	Ameresco Inc 'A'	Goldman Sachs	(95,487)
(17,440)	Ameresco Inc 'A'	HSBC	(31,043)
(25,893)	Ameresco Inc 'A'	Morgan Stanley	(12,170)
17,329	America Movil SAB de CV 'L' ADR	Goldman Sachs	16,809
30,880	America Movil SAB de CV 'L' ADR	HSBC	13,196
22,540	America Movil SAB de CV 'L' ADR	Morgan Stanley	8,791
(8,179)	American Airlines Group Inc	Bank of America Merrill Lynch	(12,105)
7,821	American Airlines Group Inc	Bank of America Merrill Lynch	11,575
(887)	American Airlines Group Inc	Barclays Bank	(727)
17,346	American Airlines Group Inc	Barclays Bank	3,670
4,905	American Airlines Group Inc	HSBC	3,250
6,469	American Assets Trust Inc (REIT)	Bank of America Merrill Lynch	12,356
50,299	American Assets Trust Inc (REIT)	Barclays Bank	56,334
22,703	American Assets Trust Inc (REIT)	Goldman Sachs	43,363
46,386	American Assets Trust Inc (REIT)	HSBC	(70,971)
57,515	American Assets Trust Inc (REIT)	Morgan Stanley	61,470
33,727	American Axle & Manufacturing Holdings Inc	Bank of America Merrill Lynch	43,171
18,094	American Axle & Manufacturing Holdings Inc	Barclays Bank	1,086
32,330	American Axle & Manufacturing Holdings Inc	Goldman Sachs	41,382
22,058	American Axle & Manufacturing Holdings Inc	HSBC	22,940
9,450	American Campus Communities Inc (REIT)	Bank of America Merrill Lynch	38,651
(3,997)	American Campus Communities Inc (REIT)	Bank of America Merrill Lynch	(16,348)
40,878	American Campus Communities Inc (REIT)	Barclays Bank	45,375
(19,392)	American Campus Communities Inc (REIT)	Barclays Bank	(21,525)
16,463	American Campus Communities Inc (REIT)	Goldman Sachs	67,334
15,883	American Campus Communities Inc (REIT)	HSBC	24,777
(4,470)	American Campus Communities Inc (REIT)	HSBC	(6,973)
8,482	American Campus Communities Inc (REIT)	Morgan Stanley	9,415
8,905	American Eagle Outfitters Inc	Goldman Sachs	6,841
(25,098)	American Eagle Outfitters Inc	Goldman Sachs	(32,502)
12,232	American Eagle Outfitters Inc	HSBC	15,229

保有高	銘柄	取引相手	未実現評価益/ (損) (米ドル)
	米国(続き)		
(43,043)	American Eagle Outfitters Inc	HSBC	(53,589)
44,896	American Eagle Outfitters Inc	Morgan Stanley	16,387
(35,210)	American Eagle Outfitters Inc	Morgan Stanley	(12,852)
(54,371)	American Electric Power Co Inc	Bank of America Merrill Lynch	(305,045)
(11,549)	American Electric Power Co Inc	Barclays Bank	(69,987)
(14,539)	American Electric Power Co Inc	Goldman Sachs	(93,195)
(15,168)	American Electric Power Co Inc	HSBC	(75,536)
(52,235)	American Electric Power Co Inc	Morgan Stanley	(316,544)
(38,507)	American Equity Investment Life Holding Co	Bank of America Merrill Lynch	(127,458)
(27,434)	American Equity Investment Life Holding Co	Barclays Bank	(38,957)
(33,604)	American Equity Investment Life Holding Co	Goldman Sachs	(111,229)
(16,019)	American Equity Investment Life Holding Co	HSBC	4,966
(24,813)	American Equity Investment Life Holding Co	Morgan Stanley	(35,235)
1,995	American Express Co	Bank of America Merrill Lynch	27,910
(2,030)	American Express Co	Bank of America Merrill Lynch	(15,690)
803	American Express Co	Barclays Bank	5,525
(6,085)	American Express Co	Barclays Bank	(41,865)
6,867	American Express Co	Goldman Sachs	92,514
(9,686)	American Express Co	Goldman Sachs	(93,350)
6,183	American Express Co	HSBC	42,642
(3,686)	American Express Co	HSBC	(24,733)
7,925	American Express Co	Morgan Stanley	54,524
(2,993)	American Express Co	Morgan Stanley	(20,592)
(11,804)	American Finance Trust Inc (REIT)	Bank of America Merrill Lynch	(11,686)
(73,862)	American Finance Trust Inc (REIT)	Barclays Bank	(739)
(8,025)	American Finance Trust Inc (REIT)	Goldman Sachs	(7,945)
(10,186)	American Finance Trust Inc (REIT)	HSBC	1,324
(22,171)	American Finance Trust Inc (REIT)	Morgan Stanley	(222)
(763)	American Financial Group Inc	Bank of America Merrill Lynch	(2,893)
(3,456)	American Financial Group Inc	Goldman Sachs	(14,825)
(12,840)	American Financial Group Inc	HSBC	60,557
(6,087)	American Financial Group Inc	Morgan Stanley	(3,083)
(36,559)	American Homes 4 Rent 'A' (REIT)	Barclays Bank	(21,204)
(11,720)	American Homes 4 Rent 'A' (REIT)	Goldman Sachs	(19,572)
(68,983)	American Homes 4 Rent 'A' (REIT)	HSBC	4,829
(46,877)	American Homes 4 Rent 'A' (REIT)	Morgan Stanley	(27,188)
(7,750)	American International Group Inc	Bank of America Merrill Lynch	(30,690)
(2,189)	American International Group Inc	Barclays Bank	(1,074)
(9,176)	American International Group Inc	Goldman Sachs	(33,709)
(7,422)	American International Group Inc	HSBC	(20,633)
(24,029)	American International Group Inc	Morgan Stanley	(37,005)
26,962	American National Bankshares Inc	Bank of America Merrill Lynch	101,916
4,834	American National Bankshares Inc	Barclays Bank	9,620
13,434	American National Bankshares Inc	Goldman Sachs	50,781
7,019	American National Bankshares Inc	HSBC	2,246

保有高	銘柄	取引相手	未実現評価益/ (損) (米ドル)
	米国(続き)		
10,295	American National Bankshares Inc	Morgan Stanley	20,487
9,778	American National Insurance Co	Bank of America Merrill Lynch	56,554
4,083	American National Insurance Co	Barclays Bank	24,498
4,553	American National Insurance Co	Goldman Sachs	26,999
5,251	American National Insurance Co	HSBC	(4,697)
15,638	American National Insurance Co	Morgan Stanley	93,828
1,981	American Public Education Inc	Bank of America Merrill Lynch	(2,278)
2,264	American Public Education Inc	Goldman Sachs	(2,604)
6,064	American Public Education Inc	HSBC	24,074
3,345	American Public Education Inc	Morgan Stanley	(4,650)
(2,026)	American Realty Investors Inc	Barclays Bank	(81)
2,832	American Renal Associates Holdings Inc	Goldman Sachs	(85)
6,787	American Renal Associates Holdings Inc	HSBC	(10,045)
10,091	American Renal Associates Holdings Inc	Morgan Stanley	303
56,262	American Software Inc 'A'	Bank of America Merrill Lynch	136,154
4,012	American Software Inc 'A'	HSBC	9,308
1,630	American Software Inc 'A'	Morgan Stanley	1,875
2,467	American States Water Co	Bank of America Merrill Lynch	13,003
21,880	American States Water Co	Barclays Bank	28,006
7,924	American States Water Co	Goldman Sachs	46,989
35,115	American States Water Co	HSBC	181,093
756	American States Water Co	Morgan Stanley	968
(16,154)	American Superconductor Corp	Bank of America Merrill Lynch	(26,008)
(17,596)	American Superconductor Corp	Barclays Bank	(13,901)
(13,424)	American Superconductor Corp	HSBC	(18,794)
(47,730)	American Superconductor Corp	Morgan Stanley	(37,707)
(855)	American Tower Corp (REIT)	Bank of America Merrill Lynch	(24,513)
(3,868)	American Tower Corp (REIT)	Goldman Sachs	(110,896)
2,872	American Tower Corp (REIT)	Goldman Sachs	82,340
(3,679)	American Tower Corp (REIT)	HSBC	(73,175)
1,597	American Tower Corp (REIT)	HSBC	38,740
(1,355)	American Tower Corp (REIT)	Morgan Stanley	(21,436)
741	American Tower Corp (REIT)	Morgan Stanley	11,723
(16,186)	American Vanguard Corp	Bank of America Merrill Lynch	(15,053)
(7,411)	American Vanguard Corp	Barclays Bank	(8,819)
(24,405)	American Vanguard Corp	Goldman Sachs	(22,697)
(27,291)	American Vanguard Corp	HSBC	10,643
(16,139)	American Vanguard Corp	Morgan Stanley	(19,205)
16,457	American Water Works Co Inc	Bank of America Merrill Lynch	103,517
8,237	American Water Works Co Inc	Barclays Bank	27,759
8,279	American Water Works Co Inc	Goldman Sachs	52,324
10,087	American Water Works Co Inc	HSBC	61,026
36,159	American Water Works Co Inc	Morgan Stanley	121,856
(1,077)	American Woodmark Corp	Goldman Sachs	(13,161)
(8,647)	American Woodmark Corp	HSBC	(66,755)

保有高	銘柄	取引相手	未実現評価益/ (損) (米ドル)
	米国(続き)		
(8,123)	American Woodmark Corp	Morgan Stanley	(10,722)
2,804	America's Car-Mart Inc	Barclays Bank	6,561
7,084	America's Car-Mart Inc	Goldman Sachs	86,637
(1,687)	Americold Realty Trust (REIT)	Barclays Bank	(1,248)
(95,696)	Americold Realty Trust (REIT)	Morgan Stanley	(62,556)
(4,549)	Ameriprise Financial Inc	Bank of America Merrill Lynch	(73,838)
(5,484)	Ameriprise Financial Inc	Barclays Bank	(43,159)
(9,065)	Ameriprise Financial Inc	Goldman Sachs	(121,197)
(5,951)	Ameriprise Financial Inc	HSBC	(89,327)
(3,808)	Ameriprise Financial Inc	Morgan Stanley	(29,969)
(20,991)	Ameris Bancorp	Bank of America Merrill Lynch	(89,212)
(32,794)	Ameris Bancorp	Barclays Bank	(64,276)
(29,724)	Ameris Bancorp	Goldman Sachs	(126,327)
(21,598)	Ameris Bancorp	HSBC	(9,228)
(20,964)	Ameris Bancorp	Morgan Stanley	(41,089)
(8,973)	AMERISAFE Inc	Barclays Bank	(538)
(6,331)	AMERISAFE Inc	Goldman Sachs	(36,560)
(3,786)	AMERISAFE Inc	HSBC	(1,969)
(7,265)	AMERISAFE Inc	Morgan Stanley	(436)
1,549	AmerisourceBergen Corp	Bank of America Merrill Lynch	13,972
(6,470)	AmerisourceBergen Corp	Bank of America Merrill Lynch	(41,272)
578	AmerisourceBergen Corp	Barclays Bank	942
(8,414)	AmerisourceBergen Corp	Barclays Bank	(10,281)
6,669	AmerisourceBergen Corp	Goldman Sachs	60,154
(4,318)	AmerisourceBergen Corp	Goldman Sachs	(38,948)
2,949	AmerisourceBergen Corp	HSBC	21,147
(943)	AmerisourceBergen Corp	HSBC	(3,183)
5,317	AmerisourceBergen Corp	Morgan Stanley	8,667
(1,379)	AmerisourceBergen Corp	Morgan Stanley	(2,248)
(2,495)	Ames National Corp	Bank of America Merrill Lynch	(4,940)
(2,946)	Ames National Corp	Barclays Bank	(2,769)
(4,315)	Ames National Corp	Goldman Sachs	(8,544)
(1,650)	Ames National Corp	HSBC	(644)
(4,150)	Ames National Corp	Morgan Stanley	(3,901)
550	AMETEK Inc	Bank of America Merrill Lynch	6,171
9,680	AMETEK Inc	Barclays Bank	47,529
5,381	AMETEK Inc	Goldman Sachs	60,375
7,267	AMETEK Inc	HSBC	47,163
56,104	AMETEK Inc	Morgan Stanley	275,471
4,927	Amgen Inc	Bank of America Merrill Lynch	(59,706)
1,778	Amgen Inc	Goldman Sachs	1,469
11,220	Amgen Inc	HSBC	(42,512)
9,798	Amgen Inc	Morgan Stanley	(21,458)
13,472	Amicus Therapeutics Inc	Bank of America Merrill Lynch	6,187
(3,570)	Amicus Therapeutics Inc	Barclays Bank	1,749

保有高	銘柄	取引相手	未実現評価益/ (損) (米ドル)
	米国(続き)		
40,978	Amicus Therapeutics Inc	Barclays Bank	(20,079)
37,383	Amicus Therapeutics Inc	Goldman Sachs	19,320
(8,985)	Amicus Therapeutics Inc	HSBC	(4,672)
(7,509)	Amicus Therapeutics Inc	Morgan Stanley	3,679
7,853	Amicus Therapeutics Inc	Morgan Stanley	(3,848)
152,268	Amkor Technology Inc	Bank of America Merrill Lynch	162,927
83,929	Amkor Technology Inc	Goldman Sachs	86,395
9,803	Amkor Technology Inc	HSBC	3,235
15,785	Amkor Technology Inc	Morgan Stanley	10,261
2,830	AMN Healthcare Services Inc	Bank of America Merrill Lynch	18,197
1,841	AMN Healthcare Services Inc	Barclays Bank	2,081
1,378	AMN Healthcare Services Inc	Goldman Sachs	(255)
4,933	AMN Healthcare Services Inc	HSBC	5,873
24,026	AMN Healthcare Services Inc	Morgan Stanley	25,808
14,835	Amneal Pharmaceuticals Inc	HSBC	17,654
67,998	Amneal Pharmaceuticals Inc	Morgan Stanley	3,400
38,148	Amphastar Pharmaceuticals Inc	Bank of America Merrill Lynch	9,537
24,211	Amphastar Pharmaceuticals Inc	Barclays Bank	(2,663)
13,573	Amphastar Pharmaceuticals Inc	Goldman Sachs	3,393
25,926	Amphastar Pharmaceuticals Inc	HSBC	(9,333)
70,810	Amphastar Pharmaceuticals Inc	Morgan Stanley	(7,789)
3,366	Amphenol Corp 'A'	Barclays Bank	13,700
(6,022)	Amphenol Corp 'A'	Goldman Sachs	(75,636)
1,467	Amphenol Corp 'A'	Goldman Sachs	18,426
(4,154)	Amphenol Corp 'A'	HSBC	(22,058)
3,667	Amphenol Corp 'A'	HSBC	36,686
(25,267)	Amphenol Corp 'A'	Morgan Stanley	(102,837)
11,474	Amphenol Corp 'A'	Morgan Stanley	46,699
(11,909)	Amplify Energy Corp	HSBC	1,548
(25,786)	Amplify Energy Corp	Morgan Stanley	774
(20,569)	Amyris Inc	Barclays Bank	5,759
(36,039)	Amyris Inc	Goldman Sachs	6,847
6,363	Analog Devices Inc	Bank of America Merrill Lynch	58,336
3,570	Analog Devices Inc	Barclays Bank	2,106
3,430	Analog Devices Inc	Goldman Sachs	13,474
818	Analog Devices Inc	HSBC	1,489
42,248	Analog Devices Inc	Morgan Stanley	24,926
(21,811)	Anaplan Inc	Bank of America Merrill Lynch	(58,452)
(2,783)	Anaplan Inc	Barclays Bank	14,166
(8,468)	Anaplan Inc	Goldman Sachs	(20,884)
(14,871)	Anaplan Inc	HSBC	(57,198)
(11,592)	Anaplan Inc	Morgan Stanley	59,003
6,005	AnaptysBio Inc	Bank of America Merrill Lynch	540
10,054	AnaptysBio Inc	Barclays Bank	(9,652)
8,470	AnaptysBio Inc	Goldman Sachs	762

保有高	銘柄	取引相手	未実現評価益/ (損) (米ドル)
	米国(続き)		
3,552	AnaptysBio Inc	HSBC	2,309
14,317	AnaptysBio Inc	Morgan Stanley	(13,744)
(39,968)	Anavex Life Sciences Corp	Barclays Bank	9,592
(20,841)	Anavex Life Sciences Corp	Goldman Sachs	(10,421)
(6,055)	Anavex Life Sciences Corp	Morgan Stanley	1,453
523	Andersons Inc	Bank of America Merrill Lynch	737
3,254	Andersons Inc	Barclays Bank	2,278
5,372	Andersons Inc	Goldman Sachs	7,575
3,970	Andersons Inc	HSBC	(7,345)
12,946	Andersons Inc	Morgan Stanley	9,062
(6,199)	ANGI Homeservices Inc 'A'	Bank of America Merrill Lynch	(6,230)
(35,215)	ANGI Homeservices Inc 'A'	Barclays Bank	2,323
(8,590)	ANGI Homeservices Inc 'A'	Morgan Stanley	601
26,855	AngioDynamics Inc	Bank of America Merrill Lynch	8,057
24,684	AngioDynamics Inc	Barclays Bank	(19,500)
24,368	AngioDynamics Inc	Goldman Sachs	7,310
17,440	AngioDynamics Inc	HSBC	(7,499)
30,388	AngioDynamics Inc	Morgan Stanley	(24,007)
(2,924)	ANI Pharmaceuticals Inc	Barclays Bank	3,216
(9,772)	ANI Pharmaceuticals Inc	Goldman Sachs	5,375
(2,632)	ANI Pharmaceuticals Inc	HSBC	10,291
(2,963)	ANI Pharmaceuticals Inc	Morgan Stanley	3,259
8,868	Anika Therapeutics Inc	Bank of America Merrill Lynch	30,151
11,151	Anika Therapeutics Inc	Barclays Bank	2,565
9,193	Anika Therapeutics Inc	Goldman Sachs	31,256
4,891	Anika Therapeutics Inc	HSBC	14,966
3,811	Anika Therapeutics Inc	Morgan Stanley	877
(23,753)	Annaly Capital Management Inc (REIT)	Bank of America Merrill Lynch	(3,832)
(165,533)	Annaly Capital Management Inc (REIT)	Barclays Bank	25,657
(41,466)	Annaly Capital Management Inc (REIT)	Goldman Sachs	(15,550)
(82,929)	Annaly Capital Management Inc (REIT)	HSBC	2,073
(49,989)	Annaly Capital Management Inc (REIT)	Morgan Stanley	7,748
(1)	ANSYS Inc	Bank of America Merrill Lynch	(24)
126	ANSYS Inc	Bank of America Merrill Lynch	1,052
1,834	ANSYS Inc	Barclays Bank	198
(4,111)	ANSYS Inc	Goldman Sachs	(99,322)
5,006	ANSYS Inc	Goldman Sachs	120,945
(2,581)	ANSYS Inc	HSBC	(40,226)
711	ANSYS Inc	HSBC	10,715
(3,773)	ANSYS Inc	Morgan Stanley	(31,014)
1,347	ANSYS Inc	Morgan Stanley	11,072
(135,865)	Antares Pharma Inc	Bank of America Merrill Lynch	(48,911)
(13,570)	Antares Pharma Inc	Barclays Bank	136
(10,116)	Antares Pharma Inc	Goldman Sachs	(3,642)
(24,065)	Antares Pharma Inc	HSBC	(2,647)

保有高	銘柄	取引相手	未実現評価益/ (損) (米ドル)
	米国(続き)		
(9,830)	Antares Pharma Inc	Morgan Stanley	98
(15,716)	Anterix Inc	Bank of America Merrill Lynch	24,988
(606)	Anterix Inc	Morgan Stanley	1,418
21,262	Antero Midstream Corp	Bank of America Merrill Lynch	8,803
(36,535)	Antero Midstream Corp	Barclays Bank	(14,249)
1,470	Antero Midstream Corp	Barclays Bank	573
13,505	Antero Midstream Corp	HSBC	14,510
59,847	Antero Midstream Corp	Morgan Stanley	23,340
87,974	Antero Resources Corp	Morgan Stanley	(880)
50	Anthem Inc	Bank of America Merrill Lynch	492
3,071	Anthem Inc	Morgan Stanley	33,198
43,753	Anworth Mortgage Asset Corp (REIT)	Bank of America Merrill Lynch	1,313
38,672	Anworth Mortgage Asset Corp (REIT)	Barclays Bank	(2,707)
30,037	Anworth Mortgage Asset Corp (REIT)	Goldman Sachs	901
59,412	Anworth Mortgage Asset Corp (REIT)	HSBC	(11,288)
83,545	Anworth Mortgage Asset Corp (REIT)	Morgan Stanley	(5,848)
11,924	AO Smith Corp	Barclays Bank	46,581
11,300	AO Smith Corp	Goldman Sachs	73,337
23,195	AO Smith Corp	HSBC	53,158
591	AO Smith Corp	Morgan Stanley	2,766
(4,232)	Aon Plc 'A'	Barclays Bank	(27,254)
(4,687)	Aon Plc 'A'	Goldman Sachs	(31,590)
7,318	Aon Plc 'A'	HSBC	63,301
(286)	Aon Plc 'A'	HSBC	(1,580)
12,794	Apache Corp	Bank of America Merrill Lynch	(2,003)
31,953	Apache Corp	Barclays Bank	(29,716)
29,024	Apache Corp	Morgan Stanley	(26,993)
(1,261)	Apartment Investment and Management Co 'A' (REIT)	Bank of America Merrill Lynch	(3,682)
(3,154)	Apartment Investment and Management Co 'A' (REIT)	Barclays Bank	(1,987)
(5,591)	Apartment Investment and Management Co 'A' (REIT)	Goldman Sachs	(15,273)
(27,972)	Apartment Investment and Management Co 'A' (REIT)	HSBC	27,781
(13,036)	Apartment Investment and Management Co 'A' (REIT)	Morgan Stanley	(8,213)
4,543	Apellis Pharmaceuticals Inc	Bank of America Merrill Lynch	7,048
11,816	Apellis Pharmaceuticals Inc	Barclays Bank	(19,260)
6,576	Apellis Pharmaceuticals Inc	Goldman Sachs	14,861
1,646	Apellis Pharmaceuticals Inc	HSBC	2,864
743	Apellis Pharmaceuticals Inc	Morgan Stanley	(1,211)
(514)	Apergy Corp	Bank of America Merrill Lynch	(206)
(32,742)	Apergy Corp	Goldman Sachs	(13,097)
(5,606)	Apergy Corp	HSBC	5,606
(22,715)	Apergy Corp	Morgan Stanley	(4,543)
10,990	Apogee Enterprises Inc	Bank of America Merrill Lynch	34,289

保有高	銘柄	取引相手	未実現評価益/ (損) (米ドル)
	米国(続き)		
7,869	Apogee Enterprises Inc	Barclays Bank	4,957
18,226	Apogee Enterprises Inc	Goldman Sachs	51,458
23,526	Apogee Enterprises Inc	HSBC	(1,842)
7,992	Apogee Enterprises Inc	Morgan Stanley	5,035
(3,956)	Apollo Commercial Real Estate Finance Inc (REIT)	Bank of America Merrill Lynch	(5,222)
(20,106)	Apollo Commercial Real Estate Finance Inc (REIT)	Barclays Bank	(1,407)
(11,003)	Apollo Commercial Real Estate Finance Inc (REIT)	Goldman Sachs	(14,524)
(58,861)	Apollo Commercial Real Estate Finance Inc (REIT)	HSBC	(37,772)
(110,215)	Apollo Commercial Real Estate Finance Inc (REIT)	Morgan Stanley	(7,715)
(26,951)	Apollo Medical Holdings Inc	Barclays Bank	(27,415)
(10,872)	Apollo Medical Holdings Inc	HSBC	(26,419)
(4,192)	Apollo Medical Holdings Inc	Morgan Stanley	(4,569)
(707)	Appfolio Inc 'A'	Bank of America Merrill Lynch	(2,775)
(2,178)	Appfolio Inc 'A'	Goldman Sachs	(22,822)
1,613	Appfolio Inc 'A'	Goldman Sachs	(1,347)
2,023	Appfolio Inc 'A'	HSBC	57,231
6,547	Appfolio Inc 'A'	Morgan Stanley	91,920
5,282	Appian Corp	Bank of America Merrill Lynch	26,885
(16,479)	Appian Corp	Barclays Bank	96,402
231	Appian Corp	Barclays Bank	(1,351)
(1,058)	Appian Corp	Goldman Sachs	(5,385)
(3,529)	Appian Corp	HSBC	(25,229)
1,694	Appian Corp	Morgan Stanley	(9,546)
3,900	Apple Hospitality Inc (REIT)	Bank of America Merrill Lynch	7,371
7,147	Apple Hospitality Inc (REIT)	Barclays Bank	6,432
64,760	Apple Hospitality Inc (REIT)	Goldman Sachs	122,396
34,465	Apple Hospitality Inc (REIT)	HSBC	31,019
(9,392)	Apple Hospitality Inc (REIT)	HSBC	(8,453)
2,140	Apple Hospitality Inc (REIT)	Morgan Stanley	1,926
1,998	Apple Inc	Bank of America Merrill Lynch	21,259
1,204	Apple Inc	Barclays Bank	(650)
2,256	Apple Inc	HSBC	18,544
5,447	Apple Inc	Morgan Stanley	(2,941)
(8,627)	Applied Industrial Technologies Inc	Bank of America Merrill Lynch	(64,444)
22,327	Applied Industrial Technologies Inc	Bank of America Merrill Lynch	166,783
(7,993)	Applied Industrial Technologies Inc	Barclays Bank	(19,103)
5,452	Applied Industrial Technologies Inc	Barclays Bank	13,030
11,484	Applied Industrial Technologies Inc	Goldman Sachs	85,785
(4,474)	Applied Industrial Technologies Inc	HSBC	(16,733)
16,513	Applied Industrial Technologies Inc	HSBC	61,759
(7,597)	Applied Industrial Technologies Inc	Morgan Stanley	(18,157)
46,195	Applied Materials Inc	Bank of America Merrill Lynch	176,465

保有高	銘柄	取引相手	未実現評価益/ (損) (米ドル)
	米国(続き)		
(18,884)	Applied Materials Inc	Bank of America Merrill Lynch	(69,545)
15,358	Applied Materials Inc	Barclays Bank	22,576
16,861	Applied Materials Inc	Goldman Sachs	64,409
16,197	Applied Materials Inc	HSBC	33,204
(8,465)	Applied Materials Inc	HSBC	(17,353)
28,198	Applied Materials Inc	Morgan Stanley	41,451
(7,362)	Applied Materials Inc	Morgan Stanley	(10,822)
24,499	Applied Optoelectronics Inc	Bank of America Merrill Lynch	14,209
23,751	Applied Optoelectronics Inc	Barclays Bank	2,850
17,154	Applied Optoelectronics Inc	Goldman Sachs	9,949
10,824	Applied Optoelectronics Inc	HSBC	(15,803)
17,477	Applied Optoelectronics Inc	Morgan Stanley	2,097
(754)	Applied Therapeutics Inc	Bank of America Merrill Lynch	(2,172)
(579)	Applied Therapeutics Inc	Barclays Bank	492
(4,966)	Applied Therapeutics Inc	Goldman Sachs	(14,302)
(1,595)	Applied Therapeutics Inc	HSBC	(3,514)
(1,804)	Applied Therapeutics Inc	Morgan Stanley	1,533
(629)	Aprea Therapeutics Inc	Bank of America Merrill Lynch	5,818
(2,533)	Aprea Therapeutics Inc	Barclays Bank	5,522
(6,819)	Aprea Therapeutics Inc	Goldman Sachs	63,076
(256)	Aprea Therapeutics Inc	HSBC	2,094
(786)	Aprea Therapeutics Inc	Morgan Stanley	1,713
4,145	AptarGroup Inc	Bank of America Merrill Lynch	37,636
10,048	AptarGroup Inc	Barclays Bank	55,063
18,324	AptarGroup Inc	Goldman Sachs	166,382
18,057	AptarGroup Inc	HSBC	57,334
21,780	AptarGroup Inc	Morgan Stanley	119,354
9,002	Aptinyx Inc	Barclays Bank	(2,701)
33,137	Aptinyx Inc	Goldman Sachs	10,935
47,777	Aptinyx Inc	HSBC	(10,033)
74,531	Aptinyx Inc	Morgan Stanley	(22,359)
5,807	Aptiv Plc	Bank of America Merrill Lynch	54,760
(726)	Aptiv Plc	Barclays Bank	(1,169)
3,292	Aptiv Plc	Barclays Bank	5,300
(8,498)	Aptiv Plc	Goldman Sachs	(80,136)
(1,398)	Aptiv Plc	HSBC	(7,479)
10,278	Aptiv Plc	HSBC	48,072
(859)	Aptiv Plc	Morgan Stanley	(1,383)
3,177	Aptiv Plc	Morgan Stanley	5,115
(12,833)	Apyx Medical Corp	Bank of America Merrill Lynch	(9,625)
(11,673)	Apyx Medical Corp	Barclays Bank	2,568
(30,004)	Apyx Medical Corp	Goldman Sachs	(22,503)
(9,175)	Apyx Medical Corp	Morgan Stanley	2,019
(49,096)	Aqua Metals Inc	Goldman Sachs	(4,468)
(139,354)	Aqua Metals Inc	Morgan Stanley	9,755

保有高	銘柄	取引相手	未実現評価益/ (損) (米ドル)
	米国(続き)		
4,747	Aquestive Therapeutics Inc	Bank of America Merrill Lynch	(3,180)
21,469	Aquestive Therapeutics Inc	Barclays Bank	(19,751)
4,897	Aquestive Therapeutics Inc	Morgan Stanley	(4,505)
(3,546)	Aramark	Barclays Bank	(7,411)
(6,401)	Aramark	Goldman Sachs	(17,026)
(24,984)	Aramark	Morgan Stanley	(52,216)
(2,753)	Aravive Inc	Bank of America Merrill Lynch	(165)
(6,772)	Aravive Inc	Goldman Sachs	(406)
(1,683)	Aravive Inc	HSBC	(1,279)
(2,756)	Aravive Inc	Morgan Stanley	744
124,663	ARC Document Solutions Inc	Bank of America Merrill Lynch	16,094
9,869	ArcBest Corp	Bank of America Merrill Lynch	27,633
3,816	ArcBest Corp	Barclays Bank	3,511
8,621	ArcBest Corp	HSBC	5,776
17,314	ArcBest Corp	Morgan Stanley	15,929
(1,353)	Arch Capital Group Ltd	Bank of America Merrill Lynch	(7,279)
(9,138)	Arch Capital Group Ltd	Barclays Bank	(548)
(4,107)	Arch Capital Group Ltd	Goldman Sachs	(22,096)
(7,418)	Arch Capital Group Ltd	HSBC	(17,877)
16,678	Arch Capital Group Ltd	HSBC	40,194
(13,610)	Arch Capital Group Ltd	Morgan Stanley	(817)
(7,139)	Archer-Daniels-Midland Co	Bank of America Merrill Lynch	(31,983)
(10,794)	Archer-Daniels-Midland Co	Barclays Bank	(34,756)
(61,618)	Archer-Daniels-Midland Co	Goldman Sachs	(276,049)
(31,222)	Archer-Daniels-Midland Co	HSBC	(69,001)
(111,831)	Archer-Daniels-Midland Co	Morgan Stanley	(360,096)
33,404	Archrock Inc	Bank of America Merrill Lynch	39,417
32,850	Archrock Inc	Goldman Sachs	38,763
75,308	Archrock Inc	Morgan Stanley	25,605
(687)	Arco Platform Ltd 'A'	HSBC	3,286
(2,670)	Arco Platform Ltd 'A'	Morgan Stanley	5,687
(17,046)	Arconic Corp	Bank of America Merrill Lynch	(88,298)
(2,395)	Arconic Corp	Barclays Bank	(1,629)
(7,227)	Arconic Corp	Goldman Sachs	(37,436)
(4,078)	Arconic Corp	HSBC	(17,943)
86,355	Arconic Corp	HSBC	379,962
(37,486)	Arconic Corp	Morgan Stanley	(25,490)
(7,675)	Arcosa Inc	Bank of America Merrill Lynch	(31,554)
(15,584)	Arcosa Inc	Barclays Bank	(27,740)
(15,505)	Arcosa Inc	Goldman Sachs	(80,626)
(21,024)	Arcosa Inc	HSBC	(100,271)
(35,494)	Arcosa Inc	Morgan Stanley	(63,179)
2,298	Arcturus Therapeutics Holdings Inc	Morgan Stanley	(46,351)
9,692	Arcus Biosciences Inc	Goldman Sachs	(46,328)
1,466	Arcutis Biotherapeutics Inc	Bank of America Merrill Lynch	6,450

保有高	銘柄	取引相手	未実現評価益/ (損) (米ドル)
	米国(続き)		
(2,277)	Arcutis Biotherapeutics Inc	Barclays Bank	(865)
4,512	Arcutis Biotherapeutics Inc	Barclays Bank	1,715
4,347	Arcutis Biotherapeutics Inc	Goldman Sachs	19,127
5,247	Arcutis Biotherapeutics Inc	HSBC	28,649
3,412	Arcutis Biotherapeutics Inc	Morgan Stanley	1,297
6,627	Ardagh Group SA	Goldman Sachs	5,964
36,549	Ardagh Group SA	Morgan Stanley	1,827
(14,615)	Ardelyx Inc	Bank of America Merrill Lynch	2,631
(6,749)	Ardelyx Inc	Barclays Bank	4,184
(32,981)	Ardelyx Inc	Goldman Sachs	5,937
(2,921)	Ardelyx Inc	HSBC	409
(17,672)	Ardelyx Inc	Morgan Stanley	10,957
70,372	Ardmore Shipping Corp	Goldman Sachs	72,483
(6,796)	Arena Pharmaceuticals Inc	Bank of America Merrill Lynch	(53,009)
(5,182)	Arena Pharmaceuticals Inc	Barclays Bank	19,951
(6,479)	Arena Pharmaceuticals Inc	Goldman Sachs	(50,537)
(2,815)	Arena Pharmaceuticals Inc	HSBC	(14,204)
(19,924)	Arena Pharmaceuticals Inc	Morgan Stanley	76,707
90,935	Ares Commercial Real Estate Corp (REIT)	Bank of America Merrill Lynch	132,765
(3,466)	Ares Management Corp 'A'	Bank of America Merrill Lynch	(9,790)
13,701	Ares Management Corp 'A'	Bank of America Merrill Lynch	45,761
(2,176)	Ares Management Corp 'A'	Barclays Bank	(4,156)
17,011	Ares Management Corp 'A'	Barclays Bank	32,491
(6,584)	Ares Management Corp 'A'	Goldman Sachs	(18,792)
10,541	Ares Management Corp 'A'	Goldman Sachs	30,335
(6,392)	Ares Management Corp 'A'	HSBC	(16,555)
15,714	Ares Management Corp 'A'	HSBC	40,589
(1,359)	Ares Management Corp 'A'	Morgan Stanley	(2,596)
8,788	Ares Management Corp 'A'	Morgan Stanley	16,785
(19,637)	Argan Inc	Bank of America Merrill Lynch	(55,372)
(6,358)	Argan Inc	HSBC	(7,630)
(4,169)	Argan Inc	Morgan Stanley	1,834
(3,389)	Argo Group International Holdings Ltd	Goldman Sachs	(16,742)
(7,416)	Argo Group International Holdings Ltd	HSBC	3,189
(11,475)	Argo Group International Holdings Ltd	Morgan Stanley	(32,245)
(1,188)	Arista Networks Inc	Bank of America Merrill Lynch	(19,661)
3,372	Arista Networks Inc	Bank of America Merrill Lynch	21,363
(1,967)	Arista Networks Inc	Barclays Bank	(13,435)
3,535	Arista Networks Inc	Barclays Bank	22,229
(2,125)	Arista Networks Inc	Goldman Sachs	(35,169)
3,867	Arista Networks Inc	Goldman Sachs	63,209
(3,494)	Arista Networks Inc	HSBC	(31,411)
369	Arista Networks Inc	HSBC	3,317
(3,017)	Arista Networks Inc	Morgan Stanley	(20,606)
(38,005)	Arlington Asset Investment Corp 'A' (REIT)	Bank of America Merrill Lynch	(5,701)

保有高	銘柄	取引相手	未実現評価益/ (損) (米ドル)
	米国(続き)		
(182,113)	Arlington Asset Investment Corp 'A' (REIT)	Goldman Sachs	(27,317)
(74,648)	Arlington Asset Investment Corp 'A' (REIT)	HSBC	14,221
(18,161)	Arlington Asset Investment Corp 'A' (REIT)	Morgan Stanley	(1,090)
39,633	Arlo Technologies Inc	Bank of America Merrill Lynch	2,774
10,608	Arlo Technologies Inc	Barclays Bank	(1,167)
36,345	Arlo Technologies Inc	Goldman Sachs	2,544
16,827	Arlo Technologies Inc	HSBC	(4,880)
24,856	Arlo Technologies Inc	Morgan Stanley	(2,734)
7,993	Armada Hoffler Properties Inc (REIT)	Barclays Bank	7,593
74,977	Armada Hoffler Properties Inc (REIT)	Goldman Sachs	117,714
102,237	Armada Hoffler Properties Inc (REIT)	HSBC	(26,582)
131,893	Armada Hoffler Properties Inc (REIT)	Morgan Stanley	125,298
(5,098)	ARMOUR Residential Inc (REIT)	Bank of America Merrill Lynch	(3,773)
(11,379)	ARMOUR Residential Inc (REIT)	Goldman Sachs	(8,420)
(58,255)	ARMOUR Residential Inc (REIT)	HSBC	(2,330)
(68,144)	ARMOUR Residential Inc (REIT)	Morgan Stanley	3,407
(11,741)	Armstrong Flooring Inc	Goldman Sachs	(11,624)
(32,036)	Armstrong Flooring Inc	Morgan Stanley	(11,533)
(15,162)	Armstrong World Industries Inc	Bank of America Merrill Lynch	(126,072)
(1,313)	Armstrong World Industries Inc	Barclays Bank	(7,267)
(4,544)	Armstrong World Industries Inc	Goldman Sachs	(37,783)
12,715	Armstrong World Industries Inc	Goldman Sachs	39,491
(4,911)	Armstrong World Industries Inc	HSBC	(12,695)
8,050	Armstrong World Industries Inc	HSBC	747
(4,890)	Armstrong World Industries Inc	Morgan Stanley	(27,066)
(4,774)	Arrow Electronics Inc	Bank of America Merrill Lynch	(12,224)
(6,344)	Arrow Electronics Inc	Barclays Bank	(6,852)
(14,782)	Arrow Electronics Inc	Goldman Sachs	(77,750)
(14,618)	Arrow Electronics Inc	HSBC	(51,209)
(31,883)	Arrow Electronics Inc	Morgan Stanley	(34,434)
9,451	Arrow Financial Corp	Bank of America Merrill Lynch	34,118
18,633	Arrow Financial Corp	Barclays Bank	33,539
10,499	Arrow Financial Corp	Goldman Sachs	37,901
18,012	Arrow Financial Corp	HSBC	30,260
13,810	Arrow Financial Corp	Morgan Stanley	22,845
(830)	Arrowhead Pharmaceuticals Inc	Bank of America Merrill Lynch	2,656
3,440	Arrowhead Pharmaceuticals Inc	Bank of America Merrill Lynch	(8,863)
(1,141)	Arrowhead Pharmaceuticals Inc	Barclays Bank	3,469
9,927	Arrowhead Pharmaceuticals Inc	Barclays Bank	(30,178)
(5,458)	Arrowhead Pharmaceuticals Inc	Goldman Sachs	17,466
19,273	Arrowhead Pharmaceuticals Inc	Goldman Sachs	(58,450)
(4,381)	Arrowhead Pharmaceuticals Inc	HSBC	6,528
6,734	Arrowhead Pharmaceuticals Inc	HSBC	(9,504)

保有高	銘柄	取引相手	未実現評価益/ (損) (米ドル)
	米国(続き)		
(5,328)	Arrowhead Pharmaceuticals Inc	Morgan Stanley	16,197
5,276	Arrowhead Pharmaceuticals Inc	Morgan Stanley	(16,039)
3,014	Artesian Resources Corp 'A'	Bank of America Merrill Lynch	6,661
5,290	Artesian Resources Corp 'A'	Goldman Sachs	11,691
5,349	Artesian Resources Corp 'A'	HSBC	(3,691)
12,604	Artesian Resources Corp 'A'	Morgan Stanley	12,352
5,412	Arthur J Gallagher & Co	Bank of America Merrill Lynch	36,531
(10,115)	Arthur J Gallagher & Co	Bank of America Merrill Lynch	(68,276)
10,872	Arthur J Gallagher & Co	Barclays Bank	31,311
(4,951)	Arthur J Gallagher & Co	Barclays Bank	(14,259)
(2,255)	Arthur J Gallagher & Co	Goldman Sachs	89
200	Arthur J Gallagher & Co	HSBC	650
(6,945)	Arthur J Gallagher & Co	HSBC	(52,643)
5,836	Arthur J Gallagher & Co	Morgan Stanley	16,808
(10,660)	Arthur J Gallagher & Co	Morgan Stanley	(30,701)
9,101	Artisan Partners Asset Management Inc 'A'	Bank of America Merrill Lynch	21,478
5,856	Artisan Partners Asset Management Inc 'A'	Barclays Bank	6,969
6,567	Artisan Partners Asset Management Inc 'A'	Goldman Sachs	15,498
14,765	Artisan Partners Asset Management Inc 'A'	HSBC	(1,919)
41,445	Artisan Partners Asset Management Inc 'A'	Morgan Stanley	49,319
1,668	Arvinas Inc	Bank of America Merrill Lynch	(16,780)
1,194	Arvinas Inc	Barclays Bank	(10,531)
9,809	Arvinas Inc	Goldman Sachs	(94,908)
4,474	Arvinas Inc	HSBC	(46,677)
5,274	Arvinas Inc	Morgan Stanley	(46,517)
5,090	Asbury Automotive Group Inc	Bank of America Merrill Lynch	62,760
5,789	Asbury Automotive Group Inc	HSBC	29,582
(31,414)	Ascena Retail Group Inc	Goldman Sachs	(24,817)
(1,270)	ASGN Inc	Bank of America Merrill Lynch	(5,438)
(4,620)	ASGN Inc	Barclays Bank	(11,134)
(7,315)	ASGN Inc	Goldman Sachs	(58,234)
(9,472)	ASGN Inc	HSBC	(77,932)
(1,247)	ASGN Inc	Morgan Stanley	(3,005)
35,934	ASGN Inc	Morgan Stanley	86,601
(12,863)	Ashford Hospitality Trust Inc (REIT)	Barclays Bank	(1,490)
(110,118)	Ashford Hospitality Trust Inc (REIT)	HSBC	540
(20,072)	Ashford Hospitality Trust Inc (REIT)	Morgan Stanley	(2,324)
(905)	Ashford Inc	Bank of America Merrill Lynch	(407)
(141)	Ashford Inc	HSBC	93
(8,670)	Ashford Inc	Morgan Stanley	(867)
(555)	Ashland Global Holdings Inc	Bank of America Merrill Lynch	(4,351)
(2,361)	Ashland Global Holdings Inc	Barclays Bank	(8,099)
(13,657)	Ashland Global Holdings Inc	Goldman Sachs	(107,071)
(17,975)	Ashland Global Holdings Inc	HSBC	(83,404)
(8,403)	Ashland Global Holdings Inc	Morgan Stanley	(28,822)

保有高	銘柄	取引相手	未実現評価益/ (損) (米ドル)
	米国(続き)		
65,304	Aspen Aerogels Inc	Morgan Stanley	33,958
(19,232)	Aspen Group Inc/CO	Bank of America Merrill Lynch	(23,655)
(19,979)	Aspen Group Inc/CO	Barclays Bank	(1,598)
(3,331)	Aspen Group Inc/CO	Goldman Sachs	(4,097)
(16,808)	Aspen Group Inc/CO	Morgan Stanley	(1,345)
(21,435)	Aspen Technology Inc	Bank of America Merrill Lynch	(242,430)
2,390	Aspen Technology Inc	Bank of America Merrill Lynch	25,297
(4,795)	Aspen Technology Inc	Barclays Bank	(48,430)
7,542	Aspen Technology Inc	Barclays Bank	76,174
(2,385)	Aspen Technology Inc	Goldman Sachs	(26,974)
1,315	Aspen Technology Inc	Goldman Sachs	14,873
(4,781)	Aspen Technology Inc	HSBC	(21,706)
7,467	Aspen Technology Inc	HSBC	44,832
(8,713)	Aspen Technology Inc	Morgan Stanley	(88,001)
2,518	Aspen Technology Inc	Morgan Stanley	25,432
(11,233)	Assembly Biosciences Inc	Barclays Bank	15,389
(7,221)	Assembly Biosciences Inc	Goldman Sachs	9,748
(1,234)	Assembly Biosciences Inc	HSBC	271
(1,457)	Assembly Biosciences Inc	Morgan Stanley	1,996
(6,855)	Assetmark Financial Holdings Inc	Bank of America Merrill Lynch	(4,319)
(9,212)	Assetmark Financial Holdings Inc	Barclays Bank	10,594
(16,764)	Assetmark Financial Holdings Inc	Goldman Sachs	(10,561)
(5,278)	Assetmark Financial Holdings Inc	HSBC	(2,164)
(12,970)	Assetmark Financial Holdings Inc	Morgan Stanley	14,916
62,978	Associated Banc-Corp	Bank of America Merrill Lynch	120,288
56,481	Associated Banc-Corp	Barclays Bank	57,046
24,681	Associated Banc-Corp	Goldman Sachs	47,141
78,760	Associated Banc-Corp	HSBC	(4,721)
56,757	Associated Banc-Corp	Morgan Stanley	57,325
(6,930)	Associated Capital Group Inc 'A'	Bank of America Merrill Lynch	(55,163)
(2,131)	Associated Capital Group Inc 'A'	Barclays Bank	(7,181)
(430)	Associated Capital Group Inc 'A'	Goldman Sachs	(3,423)
(3,102)	Associated Capital Group Inc 'A'	HSBC	(24,754)
(2,262)	Associated Capital Group Inc 'A'	Morgan Stanley	(7,623)
(5,234)	Assurant Inc	Bank of America Merrill Lynch	(59,311)
(1,523)	Assurant Inc	Barclays Bank	(154)
(4,229)	Assurant Inc	Goldman Sachs	(41,512)
(5,205)	Assurant Inc	HSBC	(21,340)
(21,069)	Assurant Inc	Morgan Stanley	(32,236)
(824)	Assured Guaranty Ltd	Bank of America Merrill Lynch	(527)
(8,056)	Assured Guaranty Ltd	HSBC	17,723
(8,588)	Assured Guaranty Ltd	Morgan Stanley	(1,718)
(41,271)	Astec Industries Inc	Bank of America Merrill Lynch	(227,318)
(1,126)	Astec Industries Inc	Barclays Bank	(3,513)
(1,573)	Astec Industries Inc	Goldman Sachs	(6,861)

保有高	銘柄	取引相手	未実現評価益/ (損) (米ドル)
	米国(続き)		
(2,117)	Astec Industries Inc	HSBC	(6,574)
(15,505)	Astec Industries Inc	Morgan Stanley	(48,376)
(926)	Astronics Corp	Barclays Bank	(56)
(944)	Astronics Corp	Goldman Sachs	(1,293)
(15,928)	Astronics Corp	HSBC	(4,539)
(13,844)	Astronics Corp	Morgan Stanley	(831)
2,580	AstroNova Inc	Bank of America Merrill Lynch	1,613
6,273	AstroNova Inc	HSBC	(3,356)
(65,000)	At Home Group Inc	Barclays Bank	(19,500)
(77,264)	AT&T Inc	Bank of America Merrill Lynch	(57,642)
(41,825)	AT&T Inc	Barclays Bank	(24,259)
(22,403)	AT&T Inc	Goldman Sachs	(48,166)
(61,335)	AT&T Inc	HSBC	(43,052)
(10,706)	AT&T Inc	Morgan Stanley	(6,209)
8,811	Atara Biotherapeutics Inc	Barclays Bank	(30,134)
11,738	Atara Biotherapeutics Inc	Goldman Sachs	7,336
3,393	Atara Biotherapeutics Inc	HSBC	4,241
31,354	Atara Biotherapeutics Inc	Morgan Stanley	(107,231)
(1,826)	Athene Holding Ltd 'A'	Bank of America Merrill Lynch	2,239
(11,074)	Athene Holding Ltd 'A'	HSBC	(12,624)
(8,441)	Athene Holding Ltd 'A'	Morgan Stanley	(20,596)
(31,812)	Athenex Inc	Bank of America Merrill Lynch	(13,997)
(559)	Athenex Inc	Barclays Bank	73
(8,933)	Athenex Inc	Goldman Sachs	(3,931)
(17,132)	Athenex Inc	Morgan Stanley	2,227
9,805	Athersys Inc	Barclays Bank	(2,451)
34,476	Athersys Inc	Goldman Sachs	(6,062)
20,233	Athersys Inc	HSBC	(7,209)
1,170	Atkore International Group Inc	Bank of America Merrill Lynch	6,002
16,016	Atkore International Group Inc	Barclays Bank	34,274
10,354	Atkore International Group Inc	Goldman Sachs	53,116
8,502	Atkore International Group Inc	HSBC	27,461
27,425	Atlantic Capital Bancshares Inc	Bank of America Merrill Lynch	41,138
16,627	Atlantic Capital Bancshares Inc	Barclays Bank	13,302
29,652	Atlantic Capital Bancshares Inc	Goldman Sachs	44,478
8,650	Atlantic Capital Bancshares Inc	HSBC	2,831
7,827	Atlantic Capital Bancshares Inc	Morgan Stanley	6,262
127,321	Atlantic Power Corp	Bank of America Merrill Lynch	27,374
23,724	Atlantic Power Corp	Barclays Bank	1,068
131,250	Atlantic Power Corp	Goldman Sachs	28,219
48,694	Atlantic Power Corp	HSBC	10,469
71,673	Atlantic Power Corp	Morgan Stanley	3,225
(3,173)	Atlantic Union Bankshares Corp	Goldman Sachs	(8,858)
(38,225)	Atlantic Union Bankshares Corp	HSBC	(50,457)
(102,605)	Atlantic Union Bankshares Corp	Morgan Stanley	(211,366)

保有高	銘柄	取引相手	未実現評価益/ (損) (米ドル)
	米国(続き)		
(12,242)	Atlantica Sustainable Infrastructure Plc	Bank of America Merrill Lynch	(28,504)
(30,217)	Atlantica Sustainable Infrastructure Plc	Barclays Bank	26,968
(10,421)	Atlantica Sustainable Infrastructure Plc	Goldman Sachs	(14,166)
(10,976)	Atlantica Sustainable Infrastructure Plc	HSBC	(26,578)
1,100	Atlanticus Holdings Corp	Bank of America Merrill Lynch	319
1,729	Atlanticus Holdings Corp	Barclays Bank	242
(1,272)	Atlas Air Worldwide Holdings Inc	Bank of America Merrill Lynch	(48)
(4,507)	Atlas Air Worldwide Holdings Inc	HSBC	3,786
(22,179)	Atlas Air Worldwide Holdings Inc	Morgan Stanley	31,938
6,406	Atlas Financial Holdings Inc	Bank of America Merrill Lynch	(468)
5,972	Atlas Financial Holdings Inc	Goldman Sachs	(436)
4,204	Atlas Financial Holdings Inc	Morgan Stanley	(139)
5,087	Atlassian Corp Plc 'A'	Bank of America Merrill Lynch	(1,233)
5,654	Atlassian Corp Plc 'A'	Goldman Sachs	(13,000)
939	Atlassian Corp Plc 'A'	HSBC	2,812
3,074	Atlassian Corp Plc 'A'	Morgan Stanley	4,105
(4,864)	Atmos Energy Corp	Bank of America Merrill Lynch	(31,633)
3,866	Atmos Energy Corp	Barclays Bank	14,807
(14,030)	Atmos Energy Corp	Barclays Bank	(53,735)
19,160	Atmos Energy Corp	Goldman Sachs	135,078
(8,500)	Atmos Energy Corp	Goldman Sachs	(55,477)
1,754	Atmos Energy Corp	HSBC	8,472
(6,398)	Atmos Energy Corp	HSBC	(30,902)
13,663	Atmos Energy Corp	Morgan Stanley	52,329
(2,339)	Atmos Energy Corp	Morgan Stanley	(8,958)
2,484	ATN International Inc	Bank of America Merrill Lynch	11,103
7,472	ATN International Inc	Barclays Bank	6,800
2,047	ATN International Inc	Goldman Sachs	9,150
801	ATN International Inc	HSBC	929
2,333	ATN International Inc	Morgan Stanley	2,123
10,838	Atomera Inc	Bank of America Merrill Lynch	5,623
6,766	Atomera Inc	Morgan Stanley	1,395
4,364	Atreca Inc 'A'	Bank of America Merrill Lynch	(2,269)
5,100	Atreca Inc 'A'	Morgan Stanley	1,275
2,019	AtriCure Inc	Bank of America Merrill Lynch	1,433
2,703	AtriCure Inc	Barclays Bank	(2,433)
(8,146)	AtriCure Inc	Barclays Bank	7,331
(17,977)	AtriCure Inc	Goldman Sachs	(12,764)
4,212	AtriCure Inc	Goldman Sachs	2,991
1,219	AtriCure Inc	HSBC	4,632
(2,934)	AtriCure Inc	HSBC	(11,149)
4,585	AtriCure Inc	Morgan Stanley	(4,127)
(5,611)	AtriCure Inc	Morgan Stanley	5,050
(140)	Atrion Corp	Bank of America Merrill Lynch	(561)
(333)	Atrion Corp	Barclays Bank	3,663

保有高	銘柄	取引相手	未実現評価益/ (損) (米ドル)
	米国(続き)		
(127)	Atrion Corp	Goldman Sachs	(509)
(620)	Atrion Corp	HSBC	24,112
(176)	Atrion Corp	Morgan Stanley	1,936
(17,663)	Aurinia Pharmaceuticals Inc	Barclays Bank	17,486
2,443	Autodesk Inc	Bank of America Merrill Lynch	53,526
(2,392)	Autodesk Inc	HSBC	(43,869)
2,374	Autodesk Inc	HSBC	43,284
(9,612)	Autodesk Inc	Morgan Stanley	(65,842)
(9,972)	Autoliv Inc	Bank of America Merrill Lynch	(54,547)
(4,124)	Autoliv Inc	Barclays Bank	2,846
(8,280)	Autoliv Inc	Goldman Sachs	(45,292)
(13,779)	Autoliv Inc	HSBC	(29,211)
(27,125)	Autoliv Inc	Morgan Stanley	18,716
2,226	Automatic Data Processing Inc	Bank of America Merrill Lynch	13,927
652	Automatic Data Processing Inc	Barclays Bank	5,757
25,749	Automatic Data Processing Inc	Goldman Sachs	218,946
4,372	Automatic Data Processing Inc	HSBC	(10,056)
14,538	Automatic Data Processing Inc	Morgan Stanley	128,370
(13,238)	AutoNation Inc	Barclays Bank	(8,472)
4,015	AutoNation Inc	Goldman Sachs	18,991
(8,582)	AutoNation Inc	Goldman Sachs	(40,593)
6,981	AutoNation Inc	HSBC	14,730
4,518	AutoNation Inc	Morgan Stanley	2,892
(14,451)	AutoNation Inc	Morgan Stanley	(9,249)
128	AutoZone Inc	Bank of America Merrill Lynch	9,047
(1,476)	AutoZone Inc	Barclays Bank	(33,535)
75	AutoZone Inc	Barclays Bank	1,704
(1,111)	AutoZone Inc	Goldman Sachs	(78,525)
(556)	AutoZone Inc	HSBC	(48,795)
1,017	AutoZone Inc	HSBC	87,145
(670)	AutoZone Inc	Morgan Stanley	(15,222)
278	AutoZone Inc	Morgan Stanley	6,316
(1,900)	Avalara Inc	Bank of America Merrill Lynch	(1,862)
(1,698)	Avalara Inc	Barclays Bank	5,196
(2,315)	Avalara Inc	Goldman Sachs	(2,269)
(2,909)	Avalara Inc	HSBC	(21,876)
(6,849)	Avalara Inc	Morgan Stanley	20,958
(1,009)	AvalonBay Communities Inc (REIT)	Bank of America Merrill Lynch	(5,055)
1,020	AvalonBay Communities Inc (REIT)	Bank of America Merrill Lynch	(5,820)
(1,206)	AvalonBay Communities Inc (REIT)	Barclays Bank	(2,038)
1,099	AvalonBay Communities Inc (REIT)	Barclays Bank	1,857
(1,948)	AvalonBay Communities Inc (REIT)	Goldman Sachs	(9,759)
(7,100)	AvalonBay Communities Inc (REIT)	HSBC	61,060
2,706	AvalonBay Communities Inc (REIT)	HSBC	(23,272)
(7,407)	AvalonBay Communities Inc (REIT)	Morgan Stanley	(12,518)

保有高	銘柄	取引相手	未実現評価益/ (損) (米ドル)
	米国(続き)		
4,680	AvalonBay Communities Inc (REIT)	Morgan Stanley	7,909
(9,823)	Avangrid Inc	Bank of America Merrill Lynch	(42,828)
4,543	Avangrid Inc	Bank of America Merrill Lynch	19,807
18,923	Avangrid Inc	Barclays Bank	58,283
9,421	Avangrid Inc	Goldman Sachs	31,976
19,302	Avangrid Inc	HSBC	30,111
(30,217)	Avangrid Inc	Morgan Stanley	(93,068)
33,557	Avangrid Inc	Morgan Stanley	103,356
(14,517)	Avanos Medical Inc	Bank of America Merrill Lynch	(36,438)
(3,941)	Avanos Medical Inc	Barclays Bank	(2,286)
(5,577)	Avanos Medical Inc	Goldman Sachs	(13,998)
(3,039)	Avanos Medical Inc	HSBC	(2,006)
(32,975)	Avanos Medical Inc	Morgan Stanley	(19,126)
(6,542)	Avantor Inc	Bank of America Merrill Lynch	(5,692)
(1,686)	Avantor Inc	Barclays Bank	(1,517)
(1,954)	Avantor Inc	HSBC	(2,833)
7,447	Avantor Inc	HSBC	5,025
(19,886)	Avantor Inc	Morgan Stanley	(17,897)
13,490	Avantor Inc	Morgan Stanley	12,141
(7,689)	Avaya Holdings Corp	Goldman Sachs	(8,073)
(4,312)	Avaya Holdings Corp	HSBC	(16,299)
(16,744)	Avaya Holdings Corp	Morgan Stanley	12,391
(10,152)	Avenue Therapeutics Inc	Bank of America Merrill Lynch	(13,756)
(13,288)	Avenue Therapeutics Inc	Barclays Bank	(4,584)
(3,152)	Avenue Therapeutics Inc	Goldman Sachs	(4,271)
(3,391)	Avenue Therapeutics Inc	HSBC	(4,663)
(4,046)	Avenue Therapeutics Inc	Morgan Stanley	(1,396)
(2,860)	Avery Dennison Corp	Bank of America Merrill Lynch	(27,513)
(9,298)	Avery Dennison Corp	Barclays Bank	(33,938)
(1,712)	Avery Dennison Corp	Goldman Sachs	(16,469)
(4,197)	Avery Dennison Corp	HSBC	(4,733)
(20,509)	Avery Dennison Corp	Morgan Stanley	(71,497)
(17,907)	Avid Bioservices Inc	Bank of America Merrill Lynch	537
(63,568)	Avid Bioservices Inc	Goldman Sachs	1,907
(3,219)	Avid Bioservices Inc	HSBC	2,704
(30,682)	Avid Technology Inc	Bank of America Merrill Lynch	(43,108)
(6,348)	Avid Technology Inc	Barclays Bank	(3,460)
(5,199)	Avid Technology Inc	HSBC	(2,340)
(17,212)	Avid Technology Inc	Morgan Stanley	(9,381)
(14,986)	Avis Budget Group Inc	Bank of America Merrill Lynch	(127,231)
(14,923)	Avis Budget Group Inc	Barclays Bank	(54,469)
2,033	Avis Budget Group Inc	Goldman Sachs	17,260
1,926	Avis Budget Group Inc	HSBC	10,843
1,215	Avis Budget Group Inc	Morgan Stanley	4,435
(4,166)	Avis Budget Group Inc	Morgan Stanley	(15,206)

保有高	銘柄	取引相手	未実現評価益/ (損) (米ドル)
	米国(続き)		
64,912	Avista Corp	Bank of America Merrill Lynch	151,245
3,140	Avista Corp	Barclays Bank	911
36,667	Avista Corp	Goldman Sachs	84,036
22,544	Avista Corp	HSBC	(33,502)
31,672	Avista Corp	Morgan Stanley	9,184
15,763	Avnet Inc	Bank of America Merrill Lynch	20,591
21,402	Avnet Inc	Barclays Bank	(5,137)
37,836	Avnet Inc	Goldman Sachs	53,225
59,778	Avnet Inc	HSBC	(66,924)
55,432	Avnet Inc	Morgan Stanley	(13,304)
3,134	Avrobio Inc	Bank of America Merrill Lynch	13,320
1,333	Avrobio Inc	Barclays Bank	2,533
3,484	Avrobio Inc	Goldman Sachs	14,807
1,871	Avrobio Inc	HSBC	9,598
6,060	Avrobio Inc	Morgan Stanley	11,514
(5,011)	Axalta Coating Systems Ltd	Bank of America Merrill Lynch	(16,436)
(5,317)	Axalta Coating Systems Ltd	Barclays Bank	(7,656)
26,451	Axalta Coating Systems Ltd	Barclays Bank	38,089
(12,730)	Axalta Coating Systems Ltd	Goldman Sachs	(41,754)
(2,106)	Axalta Coating Systems Ltd	HSBC	(7,097)
(8,649)	Axalta Coating Systems Ltd	Morgan Stanley	(12,455)
(14,230)	Axcelis Technologies Inc	Goldman Sachs	(51,086)
(20,386)	Axcelis Technologies Inc	HSBC	(17,634)
(22,955)	Axcelis Technologies Inc	Morgan Stanley	(48,435)
(3,527)	Axis Capital Holdings Ltd	Bank of America Merrill Lynch	(5,462)
(1,963)	Axis Capital Holdings Ltd	Barclays Bank	(177)
(2,612)	Axis Capital Holdings Ltd	Goldman Sachs	(3,940)
(6,791)	Axis Capital Holdings Ltd	HSBC	8,760
(40,009)	Axis Capital Holdings Ltd	Morgan Stanley	(3,601)
3,112	Axogen Inc	Bank of America Merrill Lynch	3,517
27,219	Axogen Inc	Barclays Bank	34,840
4,287	Axogen Inc	Goldman Sachs	4,844
11,222	Axogen Inc	HSBC	2,581
11,647	Axogen Inc	Morgan Stanley	14,908
2,020	Axon Enterprise Inc	Bank of America Merrill Lynch	(878)
3,738	Axon Enterprise Inc	Barclays Bank	(2,093)
555	Axon Enterprise Inc	Goldman Sachs	(200)
17,750	Axon Enterprise Inc	Morgan Stanley	(9,940)
(4,046)	Axonics Modulation Technologies Inc	Bank of America Merrill Lynch	3,035
(7,459)	Axonics Modulation Technologies Inc	Barclays Bank	28,195
(6,435)	Axonics Modulation Technologies Inc	Goldman Sachs	4,826
(1,524)	Axonics Modulation Technologies Inc	HSBC	137
(29,659)	Axos Financial Inc	Bank of America Merrill Lynch	(64,792)
(52,400)	Axos Financial Inc	Barclays Bank	(50,955)
(20,190)	Axos Financial Inc	Goldman Sachs	(32,582)

保有高	銘柄	取引相手	未実現評価益/ (損) (米ドル)
	米国(続き)		
(3,595)	Axos Financial Inc	HSBC	(9,779)
(31,051)	Axos Financial Inc	Morgan Stanley	(32,914)
(305)	Axsome Therapeutics Inc	Bank of America Merrill Lynch	802
290	Axsome Therapeutics Inc	Bank of America Merrill Lynch	(3,387)
(4,251)	Axsome Therapeutics Inc	Barclays Bank	24,231
1,303	Axsome Therapeutics Inc	Barclays Bank	(7,427)
(978)	Axsome Therapeutics Inc	HSBC	12,489
(5,015)	Axsome Therapeutics Inc	Morgan Stanley	28,586
(9,688)	AXT Inc	Bank of America Merrill Lynch	(2,034)
(74,078)	AXT Inc	Goldman Sachs	(15,556)
(75,520)	AXT Inc	Morgan Stanley	5,286
11,538	AZZ Inc	Bank of America Merrill Lynch	37,383
11,005	AZZ Inc	Barclays Bank	1,101
4,583	AZZ Inc	Goldman Sachs	14,849
24,046	AZZ Inc	HSBC	41,359
17,731	AZZ Inc	Morgan Stanley	1,773
(31,570)	B Riley Financial Inc	Bank of America Merrill Lynch	(48,302)
(8,351)	B Riley Financial Inc	Barclays Bank	(1,169)
(1,660)	B Riley Financial Inc	Goldman Sachs	(2,540)
(2,147)	B Riley Financial Inc	HSBC	(3,585)
(25,358)	B Riley Financial Inc	Morgan Stanley	(3,550)
(51,625)	B&G Foods Inc	Barclays Bank	(56,621)
(1,949)	B&G Foods Inc	HSBC	(4,775)
(29,651)	Babcock & Wilcox Enterprises Inc	Goldman Sachs	(10,378)
7,129	Badger Meter Inc	Bank of America Merrill Lynch	36,144
11,594	Badger Meter Inc	Barclays Bank	(348)
14,140	Badger Meter Inc	Goldman Sachs	71,689
6,518	Badger Meter Inc	HSBC	7,105
15,205	Badger Meter Inc	Morgan Stanley	(456)
6,670	Baker Hughes Co	Bank of America Merrill Lynch	16,475
(23,335)	Baker Hughes Co	Bank of America Merrill Lynch	(57,637)
3,836	Baker Hughes Co	Barclays Bank	4,258
(13,106)	Baker Hughes Co	Barclays Bank	(14,548)
25,334	Baker Hughes Co	Goldman Sachs	62,575
(13,488)	Baker Hughes Co	Goldman Sachs	(33,315)
10,902	Baker Hughes Co	HSBC	13,300
(8,386)	Baker Hughes Co	HSBC	(10,231)
16,039	Baker Hughes Co	Morgan Stanley	17,803
(10,214)	Baker Hughes Co	Morgan Stanley	(11,338)
3,766	Balchem Corp	Bank of America Merrill Lynch	48,129
1,806	Balchem Corp	Barclays Bank	10,457
(11,181)	Balchem Corp	Morgan Stanley	(64,738)
(4,845)	Ball Corp	Bank of America Merrill Lynch	(28,681)
(19,987)	Ball Corp	Barclays Bank	(112,405)
(2,675)	Ball Corp	Goldman Sachs	(21,587)

保有高	銘柄	取引相手	未実現評価益/ (損) (米ドル)
	米国(続き)		
(15,768)	Ball Corp	HSBC	(92,676)
(35,409)	Ball Corp	Morgan Stanley	(205,018)
(3,668)	Banc of California Inc	Goldman Sachs	(9,390)
(79,251)	Banc of California Inc	HSBC	(25,360)
(44,729)	Banc of California Inc	Morgan Stanley	(13,419)
(34,817)	BancFirst Corp	Bank of America Merrill Lynch	(212,384)
(668)	BancFirst Corp	Barclays Bank	(1,784)
(3,667)	BancFirst Corp	Morgan Stanley	(9,791)
3,810	Banco BBVA Argentina SA ADR	Goldman Sachs	(76)
11,466	Banco BBVA Argentina SA ADR	HSBC	2,293
4,241	Banco BBVA Argentina SA ADR	Morgan Stanley	(1,400)
14,460	Banco Bradesco SA ADR	Goldman Sachs	7,085
71,944	Banco Bradesco SA ADR	HSBC	20,092
48,432	Banco Bradesco SA ADR	Morgan Stanley	3,875
3,528	Banco Santander Brasil SA ADR	Goldman Sachs	2,152
7,918	Banco Santander Brasil SA ADR	HSBC	1,821
18,436	Banco Santander Brasil SA ADR	Morgan Stanley	1,475
(20,393)	Banco Santander SA ADR	Morgan Stanley	(4,283)
(6,369)	Bancolumbia SA ADR	HSBC	(6,231)
(7,991)	Bancolumbia SA ADR	Morgan Stanley	(16,701)
34,824	Bancorp Inc	HSBC	30,297
39,526	Bancorp Inc	Morgan Stanley	23,716
16,834	BancorpSouth Bank	Bank of America Merrill Lynch	64,306
(9,419)	BancorpSouth Bank	Bank of America Merrill Lynch	(26,732)
(12,184)	BancorpSouth Bank	Barclays Bank	(18,210)
44,863	BancorpSouth Bank	Barclays Bank	83,445
38,000	BancorpSouth Bank	Goldman Sachs	145,160
(18,829)	BancorpSouth Bank	Goldman Sachs	(71,927)
22,093	BancorpSouth Bank	HSBC	41,132
(25,906)	BancorpSouth Bank	Morgan Stanley	(48,185)
34,987	BancorpSouth Bank	Morgan Stanley	65,076
(6,542)	Bandwidth Inc 'A'	Goldman Sachs	24,186
(1,768)	Bandwidth Inc 'A'	HSBC	(336)
(4,454)	Bandwidth Inc 'A'	Morgan Stanley	15,811
(383)	Bank First Corp	Bank of America Merrill Lynch	(1,454)
(19,586)	Bank First Corp	Barclays Bank	(57,975)
(3,760)	Bank First Corp	Goldman Sachs	(37,299)
(140)	Bank First Corp	HSBC	(1,434)
(4,349)	Bank First Corp	Morgan Stanley	(12,873)
(112,513)	Bank of America Corp	Barclays Bank	(199,148)
(152,930)	Bank of America Corp	Goldman Sachs	(457,261)
(53,610)	Bank of America Corp	HSBC	(46,105)
(51,191)	Bank of America Corp	Morgan Stanley	(90,608)
118,807	Bank of Commerce Holdings	Bank of America Merrill Lynch	147,321
34,594	Bank of Commerce Holdings	Goldman Sachs	42,897

保有高	銘柄	取引相手	未実現評価益/ (損) (米ドル)
	米国(続き)		
4,015	Bank of Commerce Holdings	HSBC	1,686
35,663	Bank of Commerce Holdings	Morgan Stanley	14,265
12,204	Bank of Hawaii Corp	Bank of America Merrill Lynch	82,377
807	Bank of Hawaii Corp	Barclays Bank	1,735
5,697	Bank of Hawaii Corp	Goldman Sachs	33,783
5,523	Bank of Hawaii Corp	HSBC	(166)
(15,472)	Bank of Hawaii Corp	HSBC	(5,890)
5,767	Bank of Hawaii Corp	Morgan Stanley	11,207
(3,507)	Bank of Hawaii Corp	Morgan Stanley	(7,540)
7,109	Bank of Marin Bancorp	Bank of America Merrill Lynch	39,100
11,943	Bank of Marin Bancorp	Barclays Bank	29,141
16,475	Bank of Marin Bancorp	Goldman Sachs	90,612
14,720	Bank of Marin Bancorp	HSBC	38,986
10,495	Bank of Marin Bancorp	Morgan Stanley	25,608
5,493	Bank of New York Mellon Corp	Bank of America Merrill Lynch	26,672
5,828	Bank of New York Mellon Corp	Barclays Bank	15,095
38,298	Bank of New York Mellon Corp	Goldman Sachs	192,639
12,106	Bank of New York Mellon Corp	HSBC	24,469
16,241	Bank of New York Mellon Corp	Morgan Stanley	42,064
(5,591)	Bank of Princeton	Bank of America Merrill Lynch	(13,586)
(3,143)	Bank of Princeton	Barclays Bank	(880)
(200)	Bank of Princeton	Goldman Sachs	(486)
(1,049)	Bank of Princeton	HSBC	(378)
(8,614)	Bank of Princeton	Morgan Stanley	(2,412)
2,348	Bank OZK	Bank of America Merrill Lynch	6,410
6,366	Bank OZK	Barclays Bank	9,358
(19,099)	Bank OZK	Barclays Bank	(28,076)
1,483	Bank OZK	Goldman Sachs	4,049
(14,816)	Bank OZK	Goldman Sachs	(40,448)
20,834	Bank OZK	HSBC	9,792
2,749	Bank OZK	Morgan Stanley	4,041
(15,103)	Bank OZK	Morgan Stanley	(22,201)
463	Bank7 Corp	Bank of America Merrill Lynch	368
1,456	Bank7 Corp	Barclays Bank	1,274
3,117	Bank7 Corp	Goldman Sachs	2,478
11,846	Bank7 Corp	HSBC	(10,721)
816	Bank7 Corp	Morgan Stanley	714
49,261	BankFinancial Corp	Bank of America Merrill Lynch	45,320
1,973	BankFinancial Corp	Barclays Bank	671
64,679	BankFinancial Corp	Goldman Sachs	59,505
8,330	BankFinancial Corp	HSBC	9,413
44,225	BankFinancial Corp	Morgan Stanley	15,037
(21,282)	BankUnited Inc	Bank of America Merrill Lynch	(93,428)
(14,617)	BankUnited Inc	Barclays Bank	(36,543)
(3,608)	BankUnited Inc	Goldman Sachs	(15,839)

保有高	銘柄	取引相手	未実現評価益/ (損) (米ドル)
	米国(続き)		
(16,018)	BankUnited Inc	HSBC	(7,849)
(47,730)	BankUnited Inc	Morgan Stanley	(119,326)
(47,567)	Bankwell Financial Group Inc	Bank of America Merrill Lynch	(27,589)
(2,343)	Bankwell Financial Group Inc	Morgan Stanley	(351)
(5,989)	Banner Corp	Bank of America Merrill Lynch	(40,246)
58,292	Banner Corp	Bank of America Merrill Lynch	391,722
(653)	Banner Corp	Barclays Bank	(2,240)
(2,593)	Banner Corp	HSBC	(2,256)
(7,711)	Bar Harbor Bankshares	Bank of America Merrill Lynch	(19,123)
(6,561)	Bar Harbor Bankshares	Barclays Bank	(4,068)
(8,379)	Bar Harbor Bankshares	Goldman Sachs	(20,780)
(11,308)	Bar Harbor Bankshares	HSBC	(11,662)
(9,298)	Bar Harbor Bankshares	Morgan Stanley	(5,765)
(16,657)	Barnes & Noble Education Inc	Bank of America Merrill Lynch	(3,831)
(12,693)	Barnes & Noble Education Inc	Barclays Bank	(3,427)
(40,676)	Barnes & Noble Education Inc	Goldman Sachs	(9,355)
(45,841)	Barnes & Noble Education Inc	Morgan Stanley	(12,377)
(16,832)	Barnes Group Inc	Bank of America Merrill Lynch	(86,517)
(8,956)	Barnes Group Inc	Barclays Bank	(12,546)
(39,293)	Barnes Group Inc	Goldman Sachs	(201,966)
(18,039)	Barnes Group Inc	HSBC	(12,618)
(31,250)	Barnes Group Inc	Morgan Stanley	(58,731)
(4,390)	Barrett Business Services Inc	Bank of America Merrill Lynch	(30,598)
(1,010)	Barrett Business Services Inc	Barclays Bank	(4,272)
(501)	Barrett Business Services Inc	Goldman Sachs	(3,492)
(4,670)	Barrett Business Services Inc	HSBC	(12,329)
(2,895)	Barrett Business Services Inc	Morgan Stanley	(12,246)
74,776	Basic Energy Services Inc	Bank of America Merrill Lynch	3,365
9,567	Bassett Furniture Industries Inc	Bank of America Merrill Lynch	8,993
4,603	Bassett Furniture Industries Inc	Barclays Bank	(276)
7,058	Bassett Furniture Industries Inc	Goldman Sachs	6,635
43,372	Bassett Furniture Industries Inc	HSBC	6,506
36,794	Bassett Furniture Industries Inc	Morgan Stanley	(2,208)
(61,541)	Baudax Bio Inc	Barclays Bank	(16,001)
9,429	Bausch Health Cos Inc	Bank of America Merrill Lynch	24,610
27,823	Bausch Health Cos Inc	Goldman Sachs	72,618
2,901	Bausch Health Cos Inc	HSBC	4,468
28,063	Bausch Health Cos Inc	Morgan Stanley	16,557
(2,363)	Baxter International Inc	Bank of America Merrill Lynch	(5,766)
(3,276)	Baxter International Inc	Barclays Bank	(8,747)
(10,090)	Baxter International Inc	Goldman Sachs	(24,620)
3,671	Baxter International Inc	Goldman Sachs	8,957
(3,836)	Baxter International Inc	HSBC	(5,831)
17,280	Baxter International Inc	HSBC	26,266
(11,423)	Baxter International Inc	Morgan Stanley	(30,499)

保有高	銘柄	取引相手	未実現評価益/ (損) (米ドル)
	米国(続き)		
6,637	Baxter International Inc	Morgan Stanley	17,721
(4,871)	Baycom Corp	Bank of America Merrill Lynch	(11,642)
(1,223)	Baycom Corp	Barclays Bank	(1,125)
(3,721)	Baycom Corp	Goldman Sachs	(8,893)
(34,018)	Baycom Corp	HSBC	(30,276)
(2,263)	Baycom Corp	Morgan Stanley	(2,082)
21,810	BBX Capital Corp	Bank of America Merrill Lynch	5,234
86,157	BBX Capital Corp	Barclays Bank	8,616
15,632	BBX Capital Corp	Goldman Sachs	3,752
34,482	BBX Capital Corp	HSBC	6,552
18,320	BBX Capital Corp	Morgan Stanley	1,832
15,835	BCB Bancorp Inc	Bank of America Merrill Lynch	11,085
6,733	BCB Bancorp Inc	Barclays Bank	1,279
24,896	BCB Bancorp Inc	Goldman Sachs	17,427
5,769	BCB Bancorp Inc	HSBC	(692)
23,869	BCB Bancorp Inc	Morgan Stanley	4,535
(19,679)	Beacon Roofing Supply Inc	Bank of America Merrill Lynch	(79,503)
(15,383)	Beacon Roofing Supply Inc	Barclays Bank	(28,305)
(21,230)	Beacon Roofing Supply Inc	Goldman Sachs	(85,769)
(11,936)	Beacon Roofing Supply Inc	HSBC	(36,942)
(16,367)	Beacon Roofing Supply Inc	Morgan Stanley	(30,115)
150	Beasley Broadcast Group Inc 'A'	Goldman Sachs	20
12,367	Beazer Homes USA Inc	Bank of America Merrill Lynch	32,031
13,028	Beazer Homes USA Inc	Barclays Bank	5,863
51,626	Beazer Homes USA Inc	HSBC	115,642
9,674	Beazer Homes USA Inc	Morgan Stanley	4,353
(5,460)	Becton Dickinson and Co	Bank of America Merrill Lynch	82,610
5,470	Becton Dickinson and Co	Bank of America Merrill Lynch	49,195
(916)	Becton Dickinson and Co	Barclays Bank	(3,545)
(3,312)	Becton Dickinson and Co	HSBC	37,624
(1,809)	Becton Dickinson and Co	Morgan Stanley	(7,001)
64,371	Bed Bath & Beyond Inc	HSBC	96,947
(7,284)	Bel Fuse Inc 'B'	Bank of America Merrill Lynch	(4,880)
(1,896)	Bel Fuse Inc 'B'	Barclays Bank	796
(2,237)	Bel Fuse Inc 'B'	Morgan Stanley	940
14,162	Belden Inc	Bank of America Merrill Lynch	76,758
16,696	Belden Inc	Barclays Bank	38,067
15,340	Belden Inc	Goldman Sachs	81,259
22,877	Belden Inc	HSBC	(32,943)
20,474	Belden Inc	Morgan Stanley	46,681
7,770	BellRing Brands Inc 'A'	Barclays Bank	3,497
21,354	BellRing Brands Inc 'A'	Goldman Sachs	3,630
2,686	BellRing Brands Inc 'A'	HSBC	4,056
24,423	BellRing Brands Inc 'A'	Morgan Stanley	10,990
6,882	Benchmark Electronics Inc	Bank of America Merrill Lynch	15,622

保有高	銘柄	取引相手	未実現評価益/ (損) (米ドル)
	米国(続き)		
10,599	Benchmark Electronics Inc	Barclays Bank	8,023
31,648	Benchmark Electronics Inc	Goldman Sachs	71,841
18,309	Benchmark Electronics Inc	HSBC	11,168
3,296	Benchmark Electronics Inc	Morgan Stanley	3,065
27,079	Benefitfocus Inc	Barclays Bank	34,932
20,788	Benefitfocus Inc	HSBC	16,423
54,685	Benefitfocus Inc	Morgan Stanley	70,544
(22,006)	Benefytt Technologies Inc	Barclays Bank	33,889
(1,270)	Benefytt Technologies Inc	HSBC	3,891
(4,128)	Berkshire Hathaway Inc ' B '	Bank of America Merrill Lynch	(33,291)
(2,136)	Berkshire Hathaway Inc ' B '	Barclays Bank	(18,177)
(14,818)	Berkshire Hathaway Inc ' B '	Goldman Sachs	(210,267)
(2,241)	Berkshire Hathaway Inc ' B '	HSBC	(14,813)
(4,631)	Berkshire Hathaway Inc ' B '	Morgan Stanley	(39,410)
(3,372)	Berkshire Hills Bancorp Inc	Bank of America Merrill Lynch	(3,574)
(5,121)	Berkshire Hills Bancorp Inc	Barclays Bank	(2,253)
(36,860)	Berkshire Hills Bancorp Inc	Goldman Sachs	(39,072)
(9,932)	Berkshire Hills Bancorp Inc	HSBC	8,939
(17,350)	Berkshire Hills Bancorp Inc	Morgan Stanley	(7,634)
17,738	Berry Corp	Bank of America Merrill Lynch	9,312
12,163	Berry Corp	Barclays Bank	(1,095)
43,896	Berry Corp	Goldman Sachs	23,045
13,956	Berry Corp	Morgan Stanley	(1,256)
(1,942)	Berry Global Group Inc	Bank of America Merrill Lynch	(2,149)
(10,943)	Berry Global Group Inc	Barclays Bank	(40,818)
(7,177)	Berry Global Group Inc	Goldman Sachs	(31,363)
(2,044)	Berry Global Group Inc	HSBC	(1,206)
(14,704)	Berry Global Group Inc	Morgan Stanley	(54,846)
(772)	Best Buy Co Inc	Bank of America Merrill Lynch	2,213
3,594	Best Buy Co Inc	Barclays Bank	(2,372)
(24,550)	Best Buy Co Inc	Barclays Bank	16,203
11,865	Best Buy Co Inc	Goldman Sachs	(28,022)
5,695	Best Buy Co Inc	HSBC	(13,497)
(1,305)	Beyond Meat Inc	Bank of America Merrill Lynch	(5,029)
(3,804)	Beyond Meat Inc	Barclays Bank	41,045
4,371	Beyondspring Inc	Barclays Bank	(3,497)
5,993	Beyondspring Inc	HSBC	2,877
13,890	Beyondspring Inc	Morgan Stanley	(11,112)
(40,203)	BG Staffing Inc	Bank of America Merrill Lynch	(38,997)
(4,779)	BG Staffing Inc	Barclays Bank	1,673
(4,584)	BG Staffing Inc	Morgan Stanley	1,604
(8,005)	BGC Partners Inc ' A '	Bank of America Merrill Lynch	746
(51,202)	BGC Partners Inc ' A '	HSBC	14,337
(115,897)	BGC Partners Inc ' A '	Morgan Stanley	(2,318)
3,253	Big Lots Inc	Bank of America Merrill Lynch	31,001

保有高	銘柄	取引相手	未実現評価益/ (損) (米ドル)
	米国(続き)		
23,702	Big Lots Inc	Morgan Stanley	129,176
92	Biglari Holdings Inc 'A'	Bank of America Merrill Lynch	4,114
85	Biglari Holdings Inc 'A'	Goldman Sachs	3,801
56	Biglari Holdings Inc 'A'	Morgan Stanley	(637)
756	Biglari Holdings Inc 'B'	Bank of America Merrill Lynch	6,479
4,006	Biglari Holdings Inc 'B'	Barclays Bank	6,770
2,127	Biglari Holdings Inc 'B'	HSBC	(9,465)
730	Biglari Holdings Inc 'B'	Morgan Stanley	1,234
4,777	BioCryst Pharmaceuticals Inc	Goldman Sachs	(797)
147,193	BioCryst Pharmaceuticals Inc	HSBC	(38,132)
1,785	BioCryst Pharmaceuticals Inc	Morgan Stanley	(1,731)
27,586	BioDelivery Sciences International Inc	Bank of America Merrill Lynch	12,690
113,089	BioDelivery Sciences International Inc	Barclays Bank	(14,136)
40,341	BioDelivery Sciences International Inc	Goldman Sachs	18,557
46,184	BioDelivery Sciences International Inc	HSBC	(12,470)
31,099	BioDelivery Sciences International Inc	Morgan Stanley	(3,887)
949	Biogen Inc	Bank of America Merrill Lynch	(15,222)
(219)	Biogen Inc	Barclays Bank	869
2,574	Biogen Inc	Goldman Sachs	(41,287)
2,633	Biogen Inc	HSBC	(35,440)
(1,126)	Biogen Inc	HSBC	15,156
(1,998)	Biogen Inc	Morgan Stanley	7,932
(3,497)	Biohaven Pharmaceutical Holding Co Ltd	Bank of America Merrill Lynch	707
(6,859)	Biohaven Pharmaceutical Holding Co Ltd	Barclays Bank	10,733
4,045	Biohaven Pharmaceutical Holding Co Ltd	Barclays Bank	4,854
(3,808)	Biohaven Pharmaceutical Holding Co Ltd	Goldman Sachs	(4,176)
3,501	Biohaven Pharmaceutical Holding Co Ltd	Morgan Stanley	4,201
(7,573)	BioLife Solutions Inc	Bank of America Merrill Lynch	(9,239)
(1,338)	BioLife Solutions Inc	Barclays Bank	(696)
(7,973)	BioLife Solutions Inc	Goldman Sachs	(9,727)
(7,924)	BioLife Solutions Inc	HSBC	(23,455)
4,536	BioMarin Pharmaceutical Inc	Bank of America Merrill Lynch	39,032
1,477	BioMarin Pharmaceutical Inc	Goldman Sachs	17,768
4,161	BioMarin Pharmaceutical Inc	HSBC	43,982
9,957	BioMarin Pharmaceutical Inc	Morgan Stanley	82,245
10,541	Biomerica Inc	Goldman Sachs	(9,592)
2,236	BioNTech SE ADR	Bank of America Merrill Lynch	(3,047)
561	BioNTech SE ADR	Barclays Bank	(1,896)
38	BioNTech SE ADR	Goldman Sachs	(70)
1,982	BioNTech SE ADR	HSBC	(3,151)
2,271	BioNTech SE ADR	Morgan Stanley	(7,676)
737	Bio-Rad Laboratories Inc 'A'	Barclays Bank	5,314
4,260	Bio-Rad Laboratories Inc 'A'	Goldman Sachs	55,124
649	Bio-Rad Laboratories Inc 'A'	HSBC	15,128
2,819	Bio-Rad Laboratories Inc 'A'	Morgan Stanley	20,325

保有高	銘柄	取引相手	未実現評価益/ (損) (米ドル)
	米国(続き)		
5,939	BioSig Technologies Inc	Bank of America Merrill Lynch	(9,146)
3,263	BioSig Technologies Inc	Barclays Bank	(4,046)
5,836	BioSig Technologies Inc	Morgan Stanley	(7,237)
(16,677)	BioSpecifics Technologies Corp	Bank of America Merrill Lynch	(108,401)
(4,283)	BioSpecifics Technologies Corp	Goldman Sachs	(27,840)
(3,627)	BioSpecifics Technologies Corp	HSBC	(24,845)
(4,416)	BioSpecifics Technologies Corp	Morgan Stanley	(25,878)
(327)	Bio-Techne Corp	Bank of America Merrill Lynch	(310)
(3,276)	Bio-Techne Corp	Barclays Bank	20,376
(758)	Bio-Techne Corp	Goldman Sachs	5,405
(1,524)	Bio-Techne Corp	HSBC	14,173
(2,661)	Bio-Techne Corp	Morgan Stanley	16,551
3,978	BioTelemetry Inc	Bank of America Merrill Lynch	18,438
(6,247)	BioTelemetry Inc	Bank of America Merrill Lynch	(28,955)
(6,452)	BioTelemetry Inc	Barclays Bank	(4,742)
(12,894)	BioTelemetry Inc	Goldman Sachs	(59,764)
10,452	BioTelemetry Inc	Goldman Sachs	48,445
(9,231)	BioTelemetry Inc	HSBC	7,154
6,195	BioTelemetry Inc	Morgan Stanley	4,553
(7,278)	BioTelemetry Inc	Morgan Stanley	(5,349)
(2,936)	Bioxcel Therapeutics Inc	Barclays Bank	16,442
(2,278)	Bioxcel Therapeutics Inc	Goldman Sachs	8,770
15,161	BJ's Restaurants Inc	Barclays Bank	36,386
1,146	BJ's Restaurants Inc	HSBC	630
5,997	BJ's Restaurants Inc	Morgan Stanley	14,393
(917)	BJ's Wholesale Club Holdings Inc	Barclays Bank	1,009
(15,825)	BJ's Wholesale Club Holdings Inc	Goldman Sachs	(119,637)
(23,630)	BJ's Wholesale Club Holdings Inc	HSBC	(204,872)
(7,784)	BJ's Wholesale Club Holdings Inc	Morgan Stanley	8,562
7,112	Black Diamond Therapeutics Inc	Bank of America Merrill Lynch	(925)
2,449	Black Diamond Therapeutics Inc	Barclays Bank	(906)
3,094	Black Diamond Therapeutics Inc	Goldman Sachs	(402)
2,145	Black Diamond Therapeutics Inc	HSBC	(3,604)
16,906	Black Hills Corp	Bank of America Merrill Lynch	78,421
31,996	Black Hills Corp	Barclays Bank	59,711
20,518	Black Hills Corp	Goldman Sachs	94,738
(30,330)	Black Hills Corp	Goldman Sachs	(152,257)
20,487	Black Hills Corp	HSBC	71,834
(20,525)	Black Hills Corp	HSBC	(3,900)
9,097	Black Hills Corp	Morgan Stanley	12,577
(9,458)	Black Hills Corp	Morgan Stanley	(17,970)
(11,609)	Black Knight Inc	Bank of America Merrill Lynch	(38,310)
1,233	Black Knight Inc	Bank of America Merrill Lynch	4,802
(11,165)	Black Knight Inc	Barclays Bank	(26,238)
148	Black Knight Inc	Barclays Bank	348

保有高	銘柄	取引相手	未実現評価益/ (損) (米ドル)
	米国(続き)		
(9,966)	Black Knight Inc	Goldman Sachs	(32,888)
(14,595)	Black Knight Inc	HSBC	(61,299)
(16,327)	Black Knight Inc	Morgan Stanley	(38,368)
(1,793)	Blackbaud Inc	Bank of America Merrill Lynch	(11,941)
735	Blackbaud Inc	Bank of America Merrill Lynch	4,895
11,360	Blackbaud Inc	Barclays Bank	14,086
(4,077)	Blackbaud Inc	Goldman Sachs	(27,153)
13,494	Blackbaud Inc	Goldman Sachs	89,870
12,536	Blackbaud Inc	HSBC	49,063
9,759	Blackbaud Inc	Morgan Stanley	12,101
1,000	Blackline Inc	Bank of America Merrill Lynch	9,060
(3,757)	Blackline Inc	Bank of America Merrill Lynch	(34,038)
(3,827)	Blackline Inc	Barclays Bank	(14,907)
5,828	Blackline Inc	Barclays Bank	22,321
9,809	Blackline Inc	Goldman Sachs	88,870
(6,820)	Blackline Inc	Goldman Sachs	(52,577)
6,214	Blackline Inc	HSBC	58,163
(4,713)	Blackline Inc	HSBC	(36,463)
19,752	Blackline Inc	Morgan Stanley	75,650
(7,885)	Blackline Inc	Morgan Stanley	(30,200)
(15,543)	Blackstone Group Inc 'A'	Bank of America Merrill Lynch	(60,482)
(10,886)	Blackstone Group Inc 'A'	Barclays Bank	(31,896)
(9,741)	Blackstone Group Inc 'A'	HSBC	(39,061)
(9,610)	Blackstone Group Inc 'A'	Morgan Stanley	(28,157)
31,877	Blackstone Mortgage Trust Inc 'A' (REIT)	Bank of America Merrill Lynch	83,518
36,384	Blackstone Mortgage Trust Inc 'A' (REIT)	Barclays Bank	28,743
24,473	Blackstone Mortgage Trust Inc 'A' (REIT)	HSBC	(23,739)
30,644	Blackstone Mortgage Trust Inc 'A' (REIT)	Morgan Stanley	24,209
541	Bloom Energy Corp 'A'	HSBC	(162)
13,147	Bloom Energy Corp 'A'	Morgan Stanley	1,052
(1,346)	Bloomin' Brands Inc	Bank of America Merrill Lynch	(1,790)
(9,468)	Bloomin' Brands Inc	Barclays Bank	(4,639)
(27,347)	Bloomin' Brands Inc	Goldman Sachs	(36,372)
(23,753)	Bloomin' Brands Inc	HSBC	(2,969)
(25,270)	Bloomin' Brands Inc	Morgan Stanley	(12,382)
(13,156)	Blucora Inc	Bank of America Merrill Lynch	(12,696)
(14,821)	Blucora Inc	Barclays Bank	(8,003)
(11,262)	Blucora Inc	Goldman Sachs	(10,868)
(9,472)	Blucora Inc	HSBC	10,703
(6,703)	Blucora Inc	Morgan Stanley	(3,620)
8,488	Blue Apron Holdings Inc 'A'	Bank of America Merrill Lynch	7,234
2,751	Blue Apron Holdings Inc 'A'	HSBC	1,849
2,209	Blue Bird Corp	Bank of America Merrill Lynch	5,280
33,426	Blue Bird Corp	Barclays Bank	28,078
26,995	Blue Bird Corp	Goldman Sachs	64,518

保有高	銘柄	取引相手	未実現評価益/ (損) (米ドル)
	米国(続き)		
12,832	Blue Bird Corp	HSBC	17,323
11,836	Blue Bird Corp	Morgan Stanley	9,942
4,605	Bluebird Bio Inc	Bank of America Merrill Lynch	20,354
(3,650)	Bluebird Bio Inc	Bank of America Merrill Lynch	4,411
4,238	Bluebird Bio Inc	Barclays Bank	(24,157)
(7,762)	Bluebird Bio Inc	Goldman Sachs	38,054
7,845	Bluebird Bio Inc	Morgan Stanley	(44,717)
(32,373)	BlueLinx Holdings Inc	Barclays Bank	(32,697)
(1,310)	BlueLinx Holdings Inc	Goldman Sachs	(3,000)
(2,234)	BlueLinx Holdings Inc	HSBC	(3,708)
(3,621)	Blueprint Medicines Corp	Bank of America Merrill Lynch	(3,219)
3,951	Blueprint Medicines Corp	Bank of America Merrill Lynch	9,100
(3,401)	Blueprint Medicines Corp	Barclays Bank	(4,251)
6,259	Blueprint Medicines Corp	Barclays Bank	7,824
(4,344)	Blueprint Medicines Corp	Goldman Sachs	(12,380)
4,030	Blueprint Medicines Corp	Goldman Sachs	11,486
(6,618)	Blueprint Medicines Corp	HSBC	(46,724)
3,479	Blueprint Medicines Corp	HSBC	24,562
(6,337)	Blueprint Medicines Corp	Morgan Stanley	(7,922)
993	Blueprint Medicines Corp	Morgan Stanley	1,241
8,836	Bluerock Residential Growth Inc (REIT)	Bank of America Merrill Lynch	6,715
18,348	Bluerock Residential Growth Inc (REIT)	Goldman Sachs	13,944
3,406	Bluerock Residential Growth Inc (REIT)	HSBC	(443)
63,028	Bluerock Residential Growth Inc (REIT)	Morgan Stanley	-
28,435	BMC Stock Holdings Inc	Bank of America Merrill Lynch	128,526
6,177	BMC Stock Holdings Inc	Barclays Bank	11,736
32,646	BMC Stock Holdings Inc	Goldman Sachs	147,560
10,513	BMC Stock Holdings Inc	HSBC	41,737
(305)	Boeing Co	Barclays Bank	(2,589)
(4,680)	Boeing Co	HSBC	2,392
(3,430)	Boeing Co	Morgan Stanley	(29,121)
(893)	Boingo Wireless Inc	Barclays Bank	598
(11,862)	Boingo Wireless Inc	Goldman Sachs	1,423
(4,594)	Boingo Wireless Inc	HSBC	(1,838)
(4,698)	Boingo Wireless Inc	Morgan Stanley	3,148
14,920	Boise Cascade Co	Barclays Bank	36,554
6,085	Boise Cascade Co	Goldman Sachs	27,443
56,393	Boise Cascade Co	HSBC	100,380
23,877	Boise Cascade Co	Morgan Stanley	58,499
3,100	BOK Financial Corp	Bank of America Merrill Lynch	29,698
(6,608)	BOK Financial Corp	Barclays Bank	(24,912)
7,392	BOK Financial Corp	Barclays Bank	23,453
(2,742)	BOK Financial Corp	Goldman Sachs	(26,268)
4,893	BOK Financial Corp	Goldman Sachs	35,897
(578)	BOK Financial Corp	HSBC	(1,116)

保有高	銘柄	取引相手	未実現評価益/ (損) (米ドル)
	米国(続き)		
7,139	BOK Financial Corp	HSBC	18,392
(1,711)	BOK Financial Corp	Morgan Stanley	(6,450)
6,707	BOK Financial Corp	Morgan Stanley	9,901
(9,134)	Bonanza Creek Energy Inc	Bank of America Merrill Lynch	(3,197)
(5,510)	Bonanza Creek Energy Inc	Barclays Bank	(551)
(7,821)	Bonanza Creek Energy Inc	Goldman Sachs	(2,737)
(12,634)	Bonanza Creek Energy Inc	HSBC	10,865
(12,864)	Bonanza Creek Energy Inc	Morgan Stanley	(1,286)
(409)	Booking Holdings Inc	Bank of America Merrill Lynch	(75,611)
(1,384)	Booking Holdings Inc	Goldman Sachs	(350,802)
(1,233)	Booking Holdings Inc	HSBC	(255,170)
(281)	Booking Holdings Inc	Morgan Stanley	(1,821)
8,317	Boot Barn Holdings Inc	Barclays Bank	15,636
7,433	Boot Barn Holdings Inc	HSBC	22,968
5,719	Boot Barn Holdings Inc	Morgan Stanley	10,752
(12,124)	Booz Allen Hamilton Holding Corp	Barclays Bank	(20,729)
(28,007)	Booz Allen Hamilton Holding Corp	Goldman Sachs	(185,882)
(3,897)	Booz Allen Hamilton Holding Corp	HSBC	(18,914)
(19,614)	Booz Allen Hamilton Holding Corp	Morgan Stanley	(35,109)
(29,107)	BorgWarner Inc	Bank of America Merrill Lynch	(105,076)
(5,937)	BorgWarner Inc	Barclays Bank	(9,143)
(6,300)	BorgWarner Inc	Goldman Sachs	(22,743)
(2,831)	BorgWarner Inc	HSBC	(5,633)
(15,181)	BorgWarner Inc	Morgan Stanley	(23,379)
389	Boston Beer Co Inc 'A'	Bank of America Merrill Lynch	18,279
2,032	Boston Beer Co Inc 'A'	Barclays Bank	50,338
508	Boston Beer Co Inc 'A'	Goldman Sachs	23,871
1,181	Boston Beer Co Inc 'A'	HSBC	72,083
1,600	Boston Beer Co Inc 'A'	Morgan Stanley	42,800
(5,354)	Boston Omaha Corp 'A'	Bank of America Merrill Lynch	9,691
(27,711)	Boston Omaha Corp 'A'	Barclays Bank	67,338
(323)	Boston Omaha Corp 'A'	HSBC	740
(12,645)	Boston Omaha Corp 'A'	Morgan Stanley	30,727
33,326	Boston Private Financial Holdings Inc	Morgan Stanley	14,330
80	Boston Properties Inc (REIT)	Bank of America Merrill Lynch	790
4,108	Boston Properties Inc (REIT)	Barclays Bank	27,975
4,667	Boston Properties Inc (REIT)	Goldman Sachs	46,063
27,513	Boston Properties Inc (REIT)	HSBC	2,864
28,260	Boston Properties Inc (REIT)	Morgan Stanley	192,450
(22,095)	Boston Scientific Corp	Bank of America Merrill Lynch	(58,110)
(12,628)	Boston Scientific Corp	Barclays Bank	(19,573)
(17,312)	Boston Scientific Corp	Goldman Sachs	(45,531)
20,103	Boston Scientific Corp	Goldman Sachs	52,871
(32,326)	Boston Scientific Corp	HSBC	23,275
19,892	Boston Scientific Corp	HSBC	(11,207)

保有高	銘柄	取引相手	未実現評価益/ (損) (米ドル)
	米国(続き)		
(23,222)	Boston Scientific Corp	Morgan Stanley	(35,994)
31,631	Boston Scientific Corp	Morgan Stanley	49,028
7,382	Bottomline Technologies DE Inc	Barclays Bank	5,906
3,438	Bottomline Technologies DE Inc	Goldman Sachs	31,097
9,453	Bottomline Technologies DE Inc	HSBC	34,315
25,514	Bottomline Technologies DE Inc	Morgan Stanley	20,411
28,790	Box Inc 'A'	Goldman Sachs	71,845
50,493	Box Inc 'A'	HSBC	109,594
(10,314)	Box Inc 'A'	Morgan Stanley	(6,292)
70,786	Box Inc 'A'	Morgan Stanley	43,179
14,282	Boyd Gaming Corp	Bank of America Merrill Lynch	25,191
26,090	Boyd Gaming Corp	Barclays Bank	30,812
36,135	Boyd Gaming Corp	Goldman Sachs	176,700
10,492	Boyd Gaming Corp	HSBC	23,388
63,665	Boyd Gaming Corp	Morgan Stanley	77,672
(17,294)	Brady Corp 'A'	Bank of America Merrill Lynch	(176,572)
(20,871)	Brady Corp 'A'	Goldman Sachs	(186,324)
(17,476)	Brady Corp 'A'	HSBC	(116,915)
(55,715)	Brady Corp 'A'	Morgan Stanley	(131,487)
22,916	Braemar Hotels & Resorts Inc (REIT)	Bank of America Merrill Lynch	27,958
21,390	Braemar Hotels & Resorts Inc (REIT)	Barclays Bank	16,470
23,550	Braemar Hotels & Resorts Inc (REIT)	Goldman Sachs	28,731
55,997	Braemar Hotels & Resorts Inc (REIT)	HSBC	35,838
36,422	Braemar Hotels & Resorts Inc (REIT)	Morgan Stanley	28,045
(3,000)	BrainStorm Cell Therapeutics Inc	Bank of America Merrill Lynch	(5,610)
(56,887)	BrainStorm Cell Therapeutics Inc	Barclays Bank	(36,408)
261,992	Brandywine Realty Trust (REIT)	Bank of America Merrill Lynch	301,291
(296)	Brandywine Realty Trust (REIT)	Bank of America Merrill Lynch	(340)
5,077	Brandywine Realty Trust (REIT)	Barclays Bank	2,539
(31,578)	Brandywine Realty Trust (REIT)	Barclays Bank	(15,789)
(29,090)	Brandywine Realty Trust (REIT)	Goldman Sachs	(33,454)
10,080	Brandywine Realty Trust (REIT)	HSBC	(6,653)
(2,749)	Brandywine Realty Trust (REIT)	HSBC	1,814
(39,848)	Brandywine Realty Trust (REIT)	Morgan Stanley	(19,924)
21,108	BRF SA ADR	HSBC	19,630
(30,539)	Bridge Bancorp Inc	Bank of America Merrill Lynch	(84,898)
(7,031)	Bridge Bancorp Inc	Barclays Bank	(6,290)
(8,638)	Bridge Bancorp Inc	Goldman Sachs	(24,014)
(4,084)	Bridge Bancorp Inc	HSBC	(3,390)
(10,891)	Bridge Bancorp Inc	Morgan Stanley	(12,525)
(1,353)	Bridgebio Pharma Inc	Bank of America Merrill Lynch	1,637
1,354	Bridgebio Pharma Inc	Bank of America Merrill Lynch	(1,638)
1,670	Bridgebio Pharma Inc	Barclays Bank	(6,713)
5,775	Bridgebio Pharma Inc	Goldman Sachs	(6,988)
(3,798)	Bridgebio Pharma Inc	HSBC	11,622

保有高	銘柄	取引相手	未実現評価益/ (損) (米ドル)
	米国(続き)		
1,389	Bridgebio Pharma Inc	HSBC	(4,250)
(1,237)	Bridgebio Pharma Inc	Morgan Stanley	4,973
4,458	Bridgebio Pharma Inc	Morgan Stanley	(17,921)
79,749	Bridgewater Bancshares Inc	Bank of America Merrill Lynch	92,509
33,135	Bridgewater Bancshares Inc	Goldman Sachs	38,437
49,238	Bridgewater Bancshares Inc	Morgan Stanley	17,726
(5,178)	Bridgford Foods Corp	Barclays Bank	932
(1,867)	Bridgford Foods Corp	Goldman Sachs	(2,072)
(299)	Bridgford Foods Corp	HSBC	263
27,049	Briggs & Stratton Corp	Barclays Bank	2,840
32,162	Briggs & Stratton Corp	Goldman Sachs	4,020
22,998	Briggs & Stratton Corp	HSBC	(6,094)
25,727	Briggs & Stratton Corp	Morgan Stanley	2,701
18,240	Brigham Minerals Inc 'A'	Bank of America Merrill Lynch	(4,560)
22,380	Brigham Minerals Inc 'A'	Barclays Bank	3,357
15,993	Brigham Minerals Inc 'A'	Goldman Sachs	(3,998)
26,010	Brigham Minerals Inc 'A'	HSBC	(10,924)
5,606	Bright Horizons Family Solutions Inc	Bank of America Merrill Lynch	76,634
3,585	Bright Horizons Family Solutions Inc	Barclays Bank	24,235
1,827	Bright Horizons Family Solutions Inc	Goldman Sachs	24,975
8,873	Bright Horizons Family Solutions Inc	HSBC	22,171
5,587	Bright Horizons Family Solutions Inc	Morgan Stanley	37,768
(31,197)	Brightcove Inc	Bank of America Merrill Lynch	156
(10,652)	Brightcove Inc	Barclays Bank	2,343
(11,078)	Brightcove Inc	Goldman Sachs	55
(10,264)	Brightcove Inc	HSBC	1,334
(34,348)	Brightcove Inc	Morgan Stanley	7,557
(13,424)	Brighthouse Financial Inc	Bank of America Merrill Lynch	(44,568)
747	Brighthouse Financial Inc	Barclays Bank	859
(3,559)	Brighthouse Financial Inc	Barclays Bank	(4,093)
1,814	Brighthouse Financial Inc	HSBC	2,304
(6,744)	Brighthouse Financial Inc	HSBC	(8,565)
12,343	Brighthouse Financial Inc	Morgan Stanley	14,194
(14,081)	Brighthouse Financial Inc	Morgan Stanley	(16,193)
39,021	BrightSphere Investment Group Inc	Barclays Bank	780
26,999	BrightSphere Investment Group Inc	Goldman Sachs	15,119
3,213	BrightSphere Investment Group Inc	HSBC	(161)
12,622	BrightSphere Investment Group Inc	Morgan Stanley	252
(2,195)	BrightView Holdings Inc	Bank of America Merrill Lynch	(2,788)
(29,940)	BrightView Holdings Inc	Barclays Bank	(1,796)
(13,310)	BrightView Holdings Inc	Goldman Sachs	(16,904)
(14,670)	BrightView Holdings Inc	HSBC	(17,311)
(29,237)	BrightView Holdings Inc	Morgan Stanley	(1,754)
12,022	Brinker International Inc	HSBC	42,208
16,897	Brinker International Inc	Morgan Stanley	31,766

保有高	銘柄	取引相手	未実現評価益/ (損) (米ドル)
	米国(続き)		
15,307	Brink's Co	Barclays Bank	(11,480)
3,784	Brink's Co	Goldman Sachs	8,590
(24,471)	Brink's Co	HSBC	32,791
(32,354)	Brink's Co	Morgan Stanley	24,265
(31,630)	Bristol-Myers Squibb Co	Bank of America Merrill Lynch	122,408
(465)	Bristol-Myers Squibb Co	Barclays Bank	265
458	Bristol-Myers Squibb Co	Barclays Bank	(22)
(9,088)	Bristol-Myers Squibb Co	Goldman Sachs	35,171
23,116	Bristol-Myers Squibb Co	Goldman Sachs	(89,459)
(5,046)	Bristol-Myers Squibb Co	HSBC	4,188
4,973	Bristol-Myers Squibb Co	HSBC	1,189
(23,572)	Bristol-Myers Squibb Co	Morgan Stanley	13,436
32,067	Bristol-Myers Squibb Co	Morgan Stanley	(18,278)
31,245	Brixmor Property Group Inc (REIT)	Bank of America Merrill Lynch	55,616
(19,008)	Brixmor Property Group Inc (REIT)	Bank of America Merrill Lynch	(33,834)
13,325	Brixmor Property Group Inc (REIT)	Barclays Bank	3,998
(16,962)	Brixmor Property Group Inc (REIT)	Barclays Bank	(5,089)
42,288	Brixmor Property Group Inc (REIT)	Goldman Sachs	75,273
(15,926)	Brixmor Property Group Inc (REIT)	Goldman Sachs	(28,348)
26,293	Brixmor Property Group Inc (REIT)	HSBC	(6,047)
(16,241)	Brixmor Property Group Inc (REIT)	HSBC	(12,605)
5,989	Brixmor Property Group Inc (REIT)	Morgan Stanley	1,797
(19,862)	Brixmor Property Group Inc (REIT)	Morgan Stanley	(5,959)
(191)	Broadcom Inc	Bank of America Merrill Lynch	(4,649)
774	Broadcom Inc	Bank of America Merrill Lynch	12,920
(3,543)	Broadcom Inc	Barclays Bank	(28,698)
1,090	Broadcom Inc	Goldman Sachs	26,531
(1,856)	Broadcom Inc	HSBC	(18,040)
(4,341)	Broadcom Inc	Morgan Stanley	(35,162)
2,930	Broadcom Inc	Morgan Stanley	23,733
9,670	Broadmark Realty Capital Inc (REIT)	Barclays Bank	6,527
34,426	Broadmark Realty Capital Inc (REIT)	HSBC	8,434
1,303	Broadridge Financial Solutions Inc	Barclays Bank	2,854
7,619	Broadridge Financial Solutions Inc	Goldman Sachs	24,191
3,555	Broadridge Financial Solutions Inc	HSBC	7,785
7,214	Broadridge Financial Solutions Inc	Morgan Stanley	15,799
(37,976)	Brookdale Senior Living Inc	Bank of America Merrill Lynch	(24,115)
(41,963)	Brookdale Senior Living Inc	Barclays Bank	(7,344)
(24,017)	Brookdale Senior Living Inc	Goldman Sachs	(15,251)
(25,865)	Brookdale Senior Living Inc	HSBC	(9,958)
(27,511)	Brookdale Senior Living Inc	Morgan Stanley	(4,814)
(73,770)	Brookfield Property Inc 'A' (REIT)	Bank of America Merrill Lynch	(130,573)
(15,063)	Brookfield Property Inc 'A' (REIT)	Barclays Bank	(15,816)
(21,600)	Brookfield Property Inc 'A' (REIT)	Goldman Sachs	171,504
(2,705)	Brookfield Property Inc 'A' (REIT)	HSBC	(2,624)

保有高	銘柄	取引相手	未実現評価益/ (損) (米ドル)
	米国(続き)		
(51,179)	Brookline Bancorp Inc	Bank of America Merrill Lynch	(52,970)
(8,089)	Brookline Bancorp Inc	Barclays Bank	(3,883)
(32,482)	Brookline Bancorp Inc	HSBC	(974)
(93,265)	Brookline Bancorp Inc	Morgan Stanley	(44,767)
(7,041)	Brooks Automation Inc	Bank of America Merrill Lynch	(17,230)
(8,814)	Brooks Automation Inc	Barclays Bank	5,465
9,266	Brooks Automation Inc	Barclays Bank	(5,745)
(11,344)	Brooks Automation Inc	Goldman Sachs	(28,233)
16,975	Brooks Automation Inc	Goldman Sachs	47,870
(7,824)	Brooks Automation Inc	HSBC	(9,154)
4,804	Brooks Automation Inc	HSBC	4,762
(9,853)	Brooks Automation Inc	Morgan Stanley	6,109
12,715	Brooks Automation Inc	Morgan Stanley	(7,883)
38,112	Brown & Brown Inc	Bank of America Merrill Lynch	119,290
53,095	Brown & Brown Inc	Barclays Bank	90,792
30,628	Brown & Brown Inc	Goldman Sachs	80,866
42,974	Brown & Brown Inc	HSBC	88,691
10,020	Brown & Brown Inc	Morgan Stanley	17,134
2,920	Brown-Forman Corp 'A'	Bank of America Merrill Lynch	(4,730)
3,866	Brown-Forman Corp 'A'	Barclays Bank	3,286
7,402	Brown-Forman Corp 'A'	Goldman Sachs	(11,991)
7,951	Brown-Forman Corp 'A'	HSBC	(15,606)
10,138	Brown-Forman Corp 'A'	Morgan Stanley	8,617
17,479	Brown-Forman Corp 'B'	Bank of America Merrill Lynch	(3,396)
3,583	Brown-Forman Corp 'B'	Barclays Bank	3,834
18,080	Brown-Forman Corp 'B'	Goldman Sachs	(10,795)
14,261	Brown-Forman Corp 'B'	HSBC	(3,327)
27,842	Brown-Forman Corp 'B'	Morgan Stanley	29,791
14,526	BRP Group Inc 'A'	Bank of America Merrill Lynch	20,917
11,676	BRP Group Inc 'A'	Barclays Bank	5,955
16,711	BRP Group Inc 'A'	Goldman Sachs	24,064
10,335	BRP Group Inc 'A'	HSBC	12,712
16,642	BRP Group Inc 'A'	Morgan Stanley	8,487
7,678	BRT Apartments Corp (REIT)	Bank of America Merrill Lynch	13,590
12,156	BRT Apartments Corp (REIT)	Barclays Bank	13,736
27,912	BRT Apartments Corp (REIT)	Goldman Sachs	49,404
13,578	BRT Apartments Corp (REIT)	HSBC	11,406
19,952	BRT Apartments Corp (REIT)	Morgan Stanley	22,546
(9,697)	Bruker Corp	Bank of America Merrill Lynch	(19,976)
(952)	Bruker Corp	Barclays Bank	(2,018)
19,432	Bruker Corp	Barclays Bank	41,196
(3,336)	Bruker Corp	Goldman Sachs	(6,872)
3,198	Bruker Corp	Goldman Sachs	6,588
(9,334)	Bruker Corp	HSBC	(44,430)
4,556	Bruker Corp	HSBC	21,687

保有高	銘柄	取引相手	未実現評価益/ (損) (米ドル)
	米国(続き)		
(7,144)	Bruker Corp	Morgan Stanley	(15,145)
6,521	Bruker Corp	Morgan Stanley	13,825
(6,095)	Brunswick Corp	Barclays Bank	(18,285)
(3,524)	Brunswick Corp	HSBC	(21,673)
(25,151)	Brunswick Corp	Morgan Stanley	(75,453)
11,982	Bryn Mawr Bank Corp	Bank of America Merrill Lynch	50,564
15,430	Bryn Mawr Bank Corp	Barclays Bank	30,860
22,047	Bryn Mawr Bank Corp	Goldman Sachs	93,038
26,612	Bryn Mawr Bank Corp	HSBC	32,368
16,103	Bryn Mawr Bank Corp	Morgan Stanley	32,206
(12,953)	Buckle Inc	Bank of America Merrill Lynch	(1,554)
(48,931)	Buckle Inc	Barclays Bank	18,104
(6,886)	Buckle Inc	HSBC	5,509
15,163	Builders FirstSource Inc	Bank of America Merrill Lynch	67,854
22,210	Builders FirstSource Inc	Barclays Bank	30,650
4,941	Builders FirstSource Inc	Goldman Sachs	22,111
21,102	Builders FirstSource Inc	HSBC	56,342
47,037	Builders FirstSource Inc	Morgan Stanley	64,911
(13,745)	Bunge Ltd	Bank of America Merrill Lynch	(37,250)
(25,166)	Bunge Ltd	Barclays Bank	(72,478)
(9,008)	Bunge Ltd	Goldman Sachs	(35,401)
(3,356)	Bunge Ltd	HSBC	(5,806)
(27,115)	Bunge Ltd	Morgan Stanley	(78,091)
(2,290)	Burlington Stores Inc	Bank of America Merrill Lynch	(98,745)
(2,489)	Burlington Stores Inc	Barclays Bank	(21,281)
(7,756)	Burlington Stores Inc	HSBC	(246,873)
(2,760)	Burlington Stores Inc	Morgan Stanley	(23,598)
(3,175)	Business First Bancshares Inc	Bank of America Merrill Lynch	(9,366)
(6,929)	Business First Bancshares Inc	HSBC	(16,006)
(1,327)	Business First Bancshares Inc	Morgan Stanley	(2,203)
(443)	BWX Technologies Inc	Bank of America Merrill Lynch	(3,260)
6,384	BWX Technologies Inc	Bank of America Merrill Lynch	46,986
(716)	BWX Technologies Inc	Barclays Bank	(3,802)
5,820	BWX Technologies Inc	Barclays Bank	30,904
(2,618)	BWX Technologies Inc	Goldman Sachs	(19,268)
(3,543)	BWX Technologies Inc	HSBC	(13,357)
(14,022)	BWX Technologies Inc	Morgan Stanley	(74,457)
(40,658)	Byline Bancorp Inc	Goldman Sachs	(103,678)
(21,518)	Byline Bancorp Inc	HSBC	(8,822)
(49,496)	Byline Bancorp Inc	Morgan Stanley	(45,041)
(3,044)	C&F Financial Corp	Bank of America Merrill Lynch	(15,616)
(2,438)	C&F Financial Corp	Barclays Bank	(8,094)
(1,023)	C&F Financial Corp	HSBC	(5,422)
(1,961)	C&F Financial Corp	Morgan Stanley	(6,511)
(6,612)	Cabaletta Bio Inc	Bank of America Merrill Lynch	(8,529)

保有高	銘柄	取引相手	未実現評価益/ (損) (米ドル)
	米国(続き)		
(1,927)	Cabaletta Bio Inc	HSBC	(1,310)
(1,646)	Cabaletta Bio Inc	Morgan Stanley	(1,580)
178	Cable One Inc	Bank of America Merrill Lynch	(256)
145	Cable One Inc	Barclays Bank	8,381
903	Cable One Inc	Goldman Sachs	(5,984)
131	Cable One Inc	HSBC	(1,401)
408	Cable One Inc	Morgan Stanley	23,582
(2,693)	Cabot Corp	Bank of America Merrill Lynch	(18,932)
12,072	Cabot Corp	Bank of America Merrill Lynch	84,866
(3,912)	Cabot Corp	Barclays Bank	(7,315)
2,307	Cabot Corp	Barclays Bank	4,314
(8,639)	Cabot Corp	HSBC	(31,446)
4,507	Cabot Corp	HSBC	16,405
(12,396)	Cabot Corp	Morgan Stanley	(23,181)
6,510	Cabot Corp	Morgan Stanley	12,174
(338)	Cabot Microelectronics Corp	Bank of America Merrill Lynch	(8,163)
(2,424)	Cabot Microelectronics Corp	Barclays Bank	(22,398)
266	Cabot Microelectronics Corp	Barclays Bank	2,458
(3,173)	Cabot Microelectronics Corp	Goldman Sachs	(72,881)
(5,385)	Cabot Microelectronics Corp	HSBC	(35,326)
870	Cabot Microelectronics Corp	HSBC	5,707
(5,682)	Cabot Microelectronics Corp	Morgan Stanley	(49,045)
10,998	Cabot Microelectronics Corp	Morgan Stanley	101,622
(7,341)	Cabot Oil & Gas Corp	Barclays Bank	(4,845)
(5,373)	Cabot Oil & Gas Corp	Goldman Sachs	(7,039)
(14,292)	Cabot Oil & Gas Corp	HSBC	8,897
(22,937)	Cabot Oil & Gas Corp	Morgan Stanley	(15,138)
2,548	CACI International Inc 'A'	Bank of America Merrill Lynch	38,933
(8,505)	CACI International Inc 'A'	Bank of America Merrill Lynch	(102,395)
1,421	CACI International Inc 'A'	Barclays Bank	9,506
2,776	CACI International Inc 'A'	Goldman Sachs	42,417
(2,189)	CACI International Inc 'A'	Goldman Sachs	(31,851)
1,253	CACI International Inc 'A'	HSBC	2,005
(2,881)	CACI International Inc 'A'	HSBC	(4,610)
2,457	CACI International Inc 'A'	Morgan Stanley	16,437
(10,180)	CACI International Inc 'A'	Morgan Stanley	(68,104)
(9,000)	Cactus Inc 'A'	Bank of America Merrill Lynch	(25,920)
(15,414)	Cactus Inc 'A'	Goldman Sachs	(44,392)
(42,430)	Cactus Inc 'A'	HSBC	(102,256)
(27,202)	Cactus Inc 'A'	Morgan Stanley	(36,451)
(24,471)	Cadence BanCorp	Bank of America Merrill Lynch	(57,017)
(19,186)	Cadence BanCorp	Barclays Bank	(23,791)
(27,294)	Cadence BanCorp	Goldman Sachs	(63,595)
(7,254)	Cadence BanCorp	HSBC	(11,099)
(20,086)	Cadence BanCorp	Morgan Stanley	(24,907)

保有高	銘柄	取引相手	未実現評価益/ (損) (米ドル)
	米国(続き)		
2,259	Cadence Design Systems Inc	Bank of America Merrill Lynch	15,610
(975)	Cadence Design Systems Inc	Barclays Bank	(2,857)
6,272	Cadence Design Systems Inc	Goldman Sachs	43,340
(2,986)	Cadence Design Systems Inc	Goldman Sachs	(10,062)
3,397	Cadence Design Systems Inc	HSBC	21,969
(9,985)	Cadence Design Systems Inc	HSBC	(65,102)
23,059	Cadence Design Systems Inc	Morgan Stanley	67,563
(9,146)	Cadence Design Systems Inc	Morgan Stanley	(26,798)
14,770	Cadiz Inc	Bank of America Merrill Lynch	9,157
2,237	Cadiz Inc	Barclays Bank	850
21,556	Caesarstone Ltd	Barclays Bank	12,071
17,763	Caesarstone Ltd	Goldman Sachs	26,822
17,328	Caesarstone Ltd	HSBC	3,985
30,943	Caesarstone Ltd	Morgan Stanley	17,328
(5,826)	CAI International Inc	Bank of America Merrill Lynch	(13,691)
(33,604)	CAI International Inc	HSBC	24,195
(36,040)	CAI International Inc	Morgan Stanley	(14,056)
(3,084)	CalAmp Corp	Bank of America Merrill Lynch	(5,890)
(8,434)	CalAmp Corp	Barclays Bank	(4,554)
(5,243)	CalAmp Corp	Goldman Sachs	(10,014)
(10,441)	CalAmp Corp	HSBC	(6,787)
(37,821)	CalAmp Corp	Morgan Stanley	(20,423)
3,264	Calavo Growers Inc	Bank of America Merrill Lynch	10,510
12,886	Calavo Growers Inc	Barclays Bank	15,076
12,439	Calavo Growers Inc	Goldman Sachs	40,054
9,041	Calavo Growers Inc	HSBC	16,997
11,587	Calavo Growers Inc	Morgan Stanley	13,557
36,989	Caleres Inc	HSBC	(370)
3,374	Caleres Inc	Morgan Stanley	1,754
717	California Resources Corp	Morgan Stanley	(122)
4,129	California Water Service Group	Bank of America Merrill Lynch	12,593
3,505	California Water Service Group	Barclays Bank	3,575
(7,928)	California Water Service Group	Goldman Sachs	(24,180)
3,671	California Water Service Group	HSBC	3,047
(7,681)	California Water Service Group	HSBC	(6,375)
3,836	California Water Service Group	Morgan Stanley	3,913
(31,960)	California Water Service Group	Morgan Stanley	(32,599)
12,223	Calithera Biosciences Inc	Bank of America Merrill Lynch	(8,434)
25,605	Calithera Biosciences Inc	Goldman Sachs	(17,667)
4,823	Calithera Biosciences Inc	HSBC	(3,183)
43,369	Calix Inc	Bank of America Merrill Lynch	144,419
36,266	Calix Inc	Goldman Sachs	120,766
13,141	Calix Inc	Morgan Stanley	21,945
(42,261)	Callaway Golf Co	HSBC	(41,416)
(19,886)	Callaway Golf Co	Morgan Stanley	994

保有高	銘柄	取引相手	未実現評価益/ (損) (米ドル)
	米国(続き)		
(29,836)	Callon Petroleum Co	Bank of America Merrill Lynch	(376)
(43,683)	Callon Petroleum Co	Barclays Bank	1,350
(32,007)	Callon Petroleum Co	Goldman Sachs	(403)
(3,100)	Callon Petroleum Co	HSBC	319
(34,217)	Callon Petroleum Co	Morgan Stanley	1,057
8,285	Cal-Maine Foods Inc	Bank of America Merrill Lynch	2,900
1,906	Cal-Maine Foods Inc	Barclays Bank	915
4,253	Cal-Maine Foods Inc	Goldman Sachs	1,489
11,811	Cal-Maine Foods Inc	Morgan Stanley	5,669
(26,427)	Calyxt Inc	Barclays Bank	5,021
(50)	Calyxt Inc	HSBC	(3)
(8,068)	Cambium Networks Corp	Morgan Stanley	(1,210)
(1,004)	Cambridge Bancorp	Bank of America Merrill Lynch	(3,840)
(871)	Cambridge Bancorp	Barclays Bank	(3,440)
(4,377)	Cambridge Bancorp	Goldman Sachs	(38,211)
(10,558)	Cambridge Bancorp	HSBC	(72,217)
(1,828)	Cambridge Bancorp	Morgan Stanley	(7,221)
20,587	Camden National Corp	Bank of America Merrill Lynch	119,090
17,206	Camden National Corp	Barclays Bank	53,339
14,959	Camden National Corp	Goldman Sachs	89,923
18,069	Camden National Corp	HSBC	67,257
16,633	Camden National Corp	Morgan Stanley	51,562
9,755	Camden Property Trust (REIT)	Bank of America Merrill Lynch	71,894
10,593	Camden Property Trust (REIT)	Barclays Bank	17,657
13,768	Camden Property Trust (REIT)	Goldman Sachs	93,659
23,545	Camden Property Trust (REIT)	HSBC	71,908
25,991	Camden Property Trust (REIT)	Morgan Stanley	67,317
(4,320)	Campbell Soup Co	Bank of America Merrill Lynch	17,194
(7,942)	Campbell Soup Co	Barclays Bank	(9,531)
(4,920)	Campbell Soup Co	Goldman Sachs	19,582
(25,899)	Campbell Soup Co	HSBC	44,288
(21,307)	Campbell Soup Co	Morgan Stanley	(25,568)
(4,520)	Camping World Holdings Inc 'A'	Bank of America Merrill Lynch	400
(14,410)	Camping World Holdings Inc 'A'	Barclays Bank	(1,330)
(12,926)	Camping World Holdings Inc 'A'	Goldman Sachs	(59,330)
6,823	Canada Goose Holdings Inc	Bank of America Merrill Lynch	2,525
2,805	Canada Goose Holdings Inc	Barclays Bank	(2,833)
5,881	Canada Goose Holdings Inc	Goldman Sachs	(4,078)
12,285	Canada Goose Holdings Inc	HSBC	(35,709)
12,609	Canada Goose Holdings Inc	Morgan Stanley	(12,735)
(20,507)	Cannae Holdings Inc	Bank of America Merrill Lynch	(60,086)
(14,683)	Cannae Holdings Inc	Barclays Bank	(20,997)
(14,743)	Cannae Holdings Inc	Goldman Sachs	(43,197)
(4,216)	Cannae Holdings Inc	HSBC	(12,606)
(16,394)	Cannae Holdings Inc	Morgan Stanley	(23,443)

保有高	銘柄	取引相手	未実現評価益/ (損) (米ドル)
	米国(続き)		
3,405	Cantel Medical Corp	Bank of America Merrill Lynch	27,478
(1,823)	Cantel Medical Corp	Goldman Sachs	(14,712)
(3,225)	Cantel Medical Corp	HSBC	(13,223)
6,215	Cantel Medical Corp	HSBC	25,482
(3,714)	Cantel Medical Corp	Morgan Stanley	(23,398)
(3,506)	Capital Bancorp Inc	Bank of America Merrill Lynch	(2,104)
(5,447)	Capital Bancorp Inc	Barclays Bank	163
(1,000)	Capital Bancorp Inc	Goldman Sachs	(600)
(5,576)	Capital Bancorp Inc	Morgan Stanley	167
33,398	Capital City Bank Group Inc	Bank of America Merrill Lynch	84,497
6,725	Capital City Bank Group Inc	Barclays Bank	7,936
37,776	Capital City Bank Group Inc	Goldman Sachs	95,573
10,094	Capital City Bank Group Inc	HSBC	(2,503)
44,324	Capital City Bank Group Inc	Morgan Stanley	52,302
4,277	Capital One Financial Corp	Bank of America Merrill Lynch	37,173
7,639	Capital One Financial Corp	Barclays Bank	52,480
8,209	Capital One Financial Corp	Goldman Sachs	74,291
4,874	Capital One Financial Corp	HSBC	35,774
16,780	Capital One Financial Corp	Morgan Stanley	115,279
(144,561)	Capital Senior Living Corp	Bank of America Merrill Lynch	(10,842)
6,706	Capitol Federal Financial Inc	Bank of America Merrill Lynch	5,499
30,856	Capitol Federal Financial Inc	Barclays Bank	10,800
23,731	Capitol Federal Financial Inc	Goldman Sachs	17,919
62,812	Capitol Federal Financial Inc	HSBC	31,967
43,223	Capitol Federal Financial Inc	Morgan Stanley	13,044
(1,455)	Capri Holdings Ltd	Barclays Bank	(1,644)
9,152	Capri Holdings Ltd	Barclays Bank	10,342
(4,225)	Capri Holdings Ltd	Goldman Sachs	(11,661)
12,839	Capri Holdings Ltd	Goldman Sachs	35,436
(1,977)	Capri Holdings Ltd	HSBC	(1,226)
(21,366)	Capri Holdings Ltd	Morgan Stanley	(24,144)
17,580	Capstar Financial Holdings Inc	Bank of America Merrill Lynch	32,699
20,339	Capstar Financial Holdings Inc	Barclays Bank	15,051
29,351	Capstar Financial Holdings Inc	Goldman Sachs	54,593
22,693	Capstar Financial Holdings Inc	HSBC	20,651
39,506	Capstar Financial Holdings Inc	Morgan Stanley	29,234
(120,177)	Capstead Mortgage Corp (REIT)	Bank of America Merrill Lynch	(38,457)
(56,642)	Capstead Mortgage Corp (REIT)	HSBC	(4,531)
(34,244)	Capstead Mortgage Corp (REIT)	Morgan Stanley	2,740
28,600	Cara Therapeutics Inc	Bank of America Merrill Lynch	29,410
8,642	Cara Therapeutics Inc	Barclays Bank	(2,852)
11,442	Cara Therapeutics Inc	Goldman Sachs	12,472
12,028	Cara Therapeutics Inc	HSBC	21,781
21,440	Cara Therapeutics Inc	Morgan Stanley	(7,075)
8,928	CARBO Ceramics Inc	Bank of America Merrill Lynch	(48)

保有高	銘柄	取引相手	未実現評価益/ (損) (米ドル)
	米国(続き)		
7,003	CARBO Ceramics Inc	Goldman Sachs	(37)
23,336	CARBO Ceramics Inc	Morgan Stanley	(113)
7,934	Cardinal Health Inc	Bank of America Merrill Lynch	43,399
(1,220)	Cardinal Health Inc	Bank of America Merrill Lynch	(1,858)
9,244	Cardinal Health Inc	Barclays Bank	7,673
(7,497)	Cardinal Health Inc	Barclays Bank	(681)
1,067	Cardinal Health Inc	Goldman Sachs	5,836
(5,514)	Cardinal Health Inc	Goldman Sachs	(27,855)
10,420	Cardinal Health Inc	HSBC	47,307
(13,523)	Cardinal Health Inc	HSBC	(61,394)
13,369	Cardinal Health Inc	Morgan Stanley	11,096
(4,304)	Cardinal Health Inc	Morgan Stanley	(3,572)
12,070	Cardiovascular Systems Inc	Barclays Bank	28,727
18,904	Cardiovascular Systems Inc	Goldman Sachs	90,928
3,672	Cardiovascular Systems Inc	HSBC	4,627
16,213	Cardiovascular Systems Inc	Morgan Stanley	38,587
400	Cardlytics Inc	Barclays Bank	341
4,341	Cardlytics Inc	HSBC	62,250
(2,072)	Cardlytics Inc	Morgan Stanley	11,893
1,062	Cardlytics Inc	Morgan Stanley	(6,096)
(4,315)	Cardtronics Plc 'A'	Barclays Bank	1,899
(13,665)	Cardtronics Plc 'A'	Goldman Sachs	(77,071)
(5,117)	Cardtronics Plc 'A'	HSBC	(14,890)
(12,313)	Cardtronics Plc 'A'	Morgan Stanley	5,418
(11,445)	CareDx Inc	Goldman Sachs	(21,173)
(7,877)	CareDx Inc	HSBC	(27,806)
(5,199)	CareDx Inc	Morgan Stanley	(2,028)
(14,374)	CareTrust Inc (REIT)	Goldman Sachs	(35,504)
(66,563)	CareTrust Inc (REIT)	HSBC	(81,873)
(3,208)	CareTrust Inc (REIT)	Morgan Stanley	225
11,232	Cargurus Inc	Bank of America Merrill Lynch	30,439
6,791	Cargurus Inc	Barclays Bank	5,365
52,576	Cargurus Inc	Goldman Sachs	142,481
8,060	Cargurus Inc	HSBC	(241)
25,201	Cargurus Inc	Morgan Stanley	19,908
8,476	Carlisle Cos Inc	Bank of America Merrill Lynch	107,528
12,273	Carlisle Cos Inc	Barclays Bank	49,139
5,878	Carlisle Cos Inc	Goldman Sachs	87,406
6,191	Carlisle Cos Inc	HSBC	(1,067)
5,142	Carlisle Cos Inc	Morgan Stanley	23,447
(2,989)	CarMax Inc	Goldman Sachs	(33,417)
(17,161)	CarMax Inc	HSBC	(176,587)
1,675	CarMax Inc	Morgan Stanley	9,095
(4,292)	CarMax Inc	Morgan Stanley	(23,306)
5,406	Carnival Corp	Barclays Bank	4,325

保有高	銘柄	取引相手	未実現評価益/ (損) (米ドル)
	米国(続き)		
59,867	Carnival Corp	Goldman Sachs	80,747
11,910	Carnival Corp	Morgan Stanley	9,528
4,790	Carpenter Technology Corp	Bank of America Merrill Lynch	17,963
8,024	Carpenter Technology Corp	Barclays Bank	4,493
28,785	Carpenter Technology Corp	Goldman Sachs	107,944
12,818	Carpenter Technology Corp	HSBC	20,370
10,482	Carpenter Technology Corp	Morgan Stanley	5,870
3,912	Carriage Services Inc	Bank of America Merrill Lynch	15,100
39,128	Carriage Services Inc	Goldman Sachs	151,034
5,002	Carriage Services Inc	HSBC	11,905
2,412	Carriage Services Inc	Morgan Stanley	(603)
(122,749)	Carrier Global Corp	Bank of America Merrill Lynch	(377,412)
(94,007)	Carrier Global Corp	Barclays Bank	(65,398)
(30,955)	Carrier Global Corp	Goldman Sachs	(97,199)
(15,190)	Carrier Global Corp	HSBC	(46,682)
(37,203)	Carrier Global Corp	Morgan Stanley	(29,762)
(37,756)	Carrols Restaurant Group Inc	Bank of America Merrill Lynch	(19,256)
(10,706)	Carrols Restaurant Group Inc	Barclays Bank	(3,640)
(12,622)	Carrols Restaurant Group Inc	Goldman Sachs	(6,437)
(57,270)	Carrols Restaurant Group Inc	HSBC	(13,458)
(36,850)	Carrols Restaurant Group Inc	Morgan Stanley	(12,529)
993	Cars.com Inc	Barclays Bank	(30)
14,329	Cars.com Inc	Goldman Sachs	10,460
36,104	Cars.com Inc	HSBC	(722)
4,853	Cars.com Inc	Morgan Stanley	(146)
(3,445)	Carter Bank & Trust	Barclays Bank	(586)
(54,486)	Carter Bank & Trust	Morgan Stanley	(9,263)
(384)	Carter ' s Inc	Bank of America Merrill Lynch	(3,894)
560	Carter ' s Inc	Bank of America Merrill Lynch	(113)
(299)	Carter ' s Inc	Barclays Bank	(1,202)
386	Carter ' s Inc	Barclays Bank	1,552
(8,114)	Carter ' s Inc	Goldman Sachs	(77,304)
(3,568)	Carter ' s Inc	HSBC	(22,371)
489	Carter ' s Inc	HSBC	(660)
(7,009)	Carter ' s Inc	Morgan Stanley	(28,176)
7,014	Carter ' s Inc	Morgan Stanley	28,196
(5,214)	Carvana Co	Barclays Bank	17,832
3,475	Carvana Co	Barclays Bank	(3,834)
(1,876)	Carvana Co	Goldman Sachs	(694)
(1,316)	Carvana Co	HSBC	9,291
10,348	Casa Systems Inc	Bank of America Merrill Lynch	4,657
26,868	Casa Systems Inc	Barclays Bank	2,687
29,719	Casa Systems Inc	Goldman Sachs	13,374
8,608	Casa Systems Inc	HSBC	1,549
21,501	Casa Systems Inc	Morgan Stanley	2,150

保有高	銘柄	取引相手	未実現評価益/ (損) (米ドル)
	米国(続き)		
1,282	Casella Waste Systems Inc 'A'	Bank of America Merrill Lynch	4,000
6,272	Casella Waste Systems Inc 'A'	Barclays Bank	125
(9,382)	Casella Waste Systems Inc 'A'	Barclays Bank	(188)
(5,890)	Casella Waste Systems Inc 'A'	Goldman Sachs	(18,377)
2,409	Casella Waste Systems Inc 'A'	HSBC	5,420
(24,610)	Casella Waste Systems Inc 'A'	HSBC	(55,373)
(33,603)	Casella Waste Systems Inc 'A'	Morgan Stanley	(672)
(1,712)	Casey's General Stores Inc	Bank of America Merrill Lynch	(17,548)
(4,200)	Casey's General Stores Inc	Barclays Bank	(18,396)
(1,627)	Casey's General Stores Inc	Goldman Sachs	(16,677)
1,196	Casey's General Stores Inc	Goldman Sachs	12,259
(3,823)	Casey's General Stores Inc	HSBC	(17,249)
1,383	Casey's General Stores Inc	HSBC	5,546
(1,579)	Casey's General Stores Inc	Morgan Stanley	(6,916)
1,446	Casey's General Stores Inc	Morgan Stanley	6,333
(38,487)	CASI Pharmaceuticals Inc	Barclays Bank	1,155
(82,335)	CASI Pharmaceuticals Inc	Morgan Stanley	2,470
23,806	Casper Sleep Inc	Bank of America Merrill Lynch	8,094
9,362	Casper Sleep Inc	Barclays Bank	562
20,151	Casper Sleep Inc	Goldman Sachs	6,851
(2,242)	Cass Information Systems Inc	Bank of America Merrill Lynch	(10,582)
(10,781)	Cass Information Systems Inc	Barclays Bank	(10,565)
(7,689)	Cass Information Systems Inc	Goldman Sachs	(36,292)
(20,155)	Cass Information Systems Inc	HSBC	(21,380)
(12,998)	Cass Information Systems Inc	Morgan Stanley	(12,738)
(29,874)	Cassava Sciences Inc	Barclays Bank	1,494
(7,030)	Cassava Sciences Inc	HSBC	48,718
(3,332)	Cassava Sciences Inc	Morgan Stanley	167
2,712	Castle Biosciences Inc	Bank of America Merrill Lynch	(271)
5,209	Castle Biosciences Inc	Goldman Sachs	(521)
3,912	Castle Biosciences Inc	HSBC	22,885
200,557	Castlight Health Inc 'B'	Bank of America Merrill Lynch	7,641
60,840	Castlight Health Inc 'B'	Goldman Sachs	2,318
140,937	Castlight Health Inc 'B'	HSBC	(13,347)
188,072	Castlight Health Inc 'B'	Morgan Stanley	(20,274)
(1,580)	Catalent Inc	Bank of America Merrill Lynch	(8,406)
101	Catalent Inc	Bank of America Merrill Lynch	537
(5,498)	Catalent Inc	Barclays Bank	(1,594)
9,437	Catalent Inc	Barclays Bank	2,737
(1,847)	Catalent Inc	Goldman Sachs	(9,826)
3,566	Catalent Inc	HSBC	24,427
(12,240)	Catalent Inc	Morgan Stanley	(3,550)
8,366	Catalent Inc	Morgan Stanley	2,426
(26,515)	Catalyst Pharmaceuticals Inc	Bank of America Merrill Lynch	7,955
(10,582)	Catalyst Pharmaceuticals Inc	Barclays Bank	1,799

保有高	銘柄	取引相手	未実現評価益/ (損) (米ドル)
	米国(続き)		
(15,937)	Catalyst Pharmaceuticals Inc	Goldman Sachs	4,781
(39,743)	Catalyst Pharmaceuticals Inc	HSBC	24,243
(29,461)	Catalyst Pharmaceuticals Inc	Morgan Stanley	5,008
3,274	Catasys Inc	Bank of America Merrill Lynch	(7,858)
3,393	Catasys Inc	Barclays Bank	(4,072)
4,677	Catasys Inc	Goldman Sachs	(11,225)
3,528	Catasys Inc	HSBC	(3,918)
(152,452)	CatchMark Timber Trust Inc 'A' (REIT)	Goldman Sachs	(181,418)
(20,228)	CatchMark Timber Trust Inc 'A' (REIT)	HSBC	(3,843)
(46,098)	CatchMark Timber Trust Inc 'A' (REIT)	Morgan Stanley	(11,064)
(1,625)	Caterpillar Inc	Barclays Bank	(9,718)
(9,243)	Caterpillar Inc	Goldman Sachs	(97,329)
(23,083)	Caterpillar Inc	Morgan Stanley	(138,036)
6,958	Cathay General Bancorp	Bank of America Merrill Lynch	25,056
103,559	Cathay General Bancorp	Barclays Bank	208,153
11,271	Cathay General Bancorp	Goldman Sachs	35,910
6,613	Cathay General Bancorp	HSBC	4,960
54,975	Cathay General Bancorp	Morgan Stanley	110,500
28,092	Cato Corp 'A'	Bank of America Merrill Lynch	(7,023)
4,481	Cato Corp 'A'	Barclays Bank	(1,434)
3,119	Cato Corp 'A'	Goldman Sachs	(780)
3,270	Cato Corp 'A'	HSBC	(3,205)
6,951	Cato Corp 'A'	Morgan Stanley	(2,224)
(1,277)	Cavco Industries Inc	Bank of America Merrill Lynch	(48,820)
(1,383)	Cavco Industries Inc	Barclays Bank	(4,439)
(687)	Cavco Industries Inc	Goldman Sachs	(26,264)
(3,135)	Cavco Industries Inc	HSBC	(89,504)
(4,814)	Cavco Industries Inc	Morgan Stanley	(15,453)
5,929	CB Financial Services Inc	Barclays Bank	800
3,728	CB Financial Services Inc	Goldman Sachs	8,369
6,510	CB Financial Services Inc	Morgan Stanley	879
23,240	CBIZ Inc	Bank of America Merrill Lynch	39,508
22,201	CBIZ Inc	Barclays Bank	13,099
31,893	CBIZ Inc	Goldman Sachs	54,218
18,297	CBIZ Inc	HSBC	7,502
24,734	CBIZ Inc	Morgan Stanley	14,593
(144,675)	CBL & Associates Properties Inc (REIT)	Goldman Sachs	(12,283)
(118,808)	CBL & Associates Properties Inc (REIT)	Morgan Stanley	(7,283)
(1,481)	Cboe Global Markets Inc	Bank of America Merrill Lynch	(6,082)
1,999	Cboe Global Markets Inc	Bank of America Merrill Lynch	8,336
(1,325)	Cboe Global Markets Inc	Barclays Bank	(6,281)
4,717	Cboe Global Markets Inc	Barclays Bank	22,359
(3,325)	Cboe Global Markets Inc	Goldman Sachs	(12,901)
(1,437)	Cboe Global Markets Inc	HSBC	(5,561)
(4,747)	Cboe Global Markets Inc	Morgan Stanley	(22,501)

保有高	銘柄	取引相手	未実現評価益/ (損) (米ドル)
	米国(続き)		
2,342	Cboe Global Markets Inc	Morgan Stanley	11,101
(5,041)	CBRE Group Inc 'A'	Bank of America Merrill Lynch	(22,869)
(5,290)	CBRE Group Inc 'A'	Barclays Bank	273
(2,178)	CBRE Group Inc 'A'	Goldman Sachs	(12,738)
(8,682)	CBRE Group Inc 'A'	HSBC	(16,322)
(35,975)	CBRE Group Inc 'A'	Morgan Stanley	(114,401)
11,459	CBTX Inc	Bank of America Merrill Lynch	36,210
21,135	CBTX Inc	Barclays Bank	34,873
25,729	CBTX Inc	Goldman Sachs	81,304
8,808	CBTX Inc	HSBC	14,269
13,406	CBTX Inc	Morgan Stanley	22,120
13,101	CDK Global Inc	Bank of America Merrill Lynch	36,814
(4,847)	CDK Global Inc	Barclays Bank	(727)
(10,326)	CDK Global Inc	Goldman Sachs	(29,016)
3,758	CDK Global Inc	Goldman Sachs	10,560
(7,976)	CDK Global Inc	HSBC	13,081
3,654	CDK Global Inc	HSBC	(5,993)
(9,899)	CDK Global Inc	Morgan Stanley	(1,485)
3,443	CDW Corp	Bank of America Merrill Lynch	25,511
5,104	CDW Corp	Barclays Bank	18,068
8,775	CDW Corp	Goldman Sachs	100,650
12,552	CDW Corp	HSBC	34,574
16,389	CDW Corp	Morgan Stanley	56,780
82,643	CECO Environmental Corp	Bank of America Merrill Lynch	33,057
14,982	CECO Environmental Corp	Barclays Bank	449
16,078	CECO Environmental Corp	Goldman Sachs	6,431
5,377	CECO Environmental Corp	HSBC	2,205
153,842	Cedar Realty Trust Inc (REIT)	HSBC	(18,230)
173,542	Cedar Realty Trust Inc (REIT)	Morgan Stanley	3,054
(5,728)	Celanese Corp	Bank of America Merrill Lynch	(67,562)
(13,480)	Celanese Corp	Barclays Bank	(27,746)
(5,967)	Celanese Corp	Goldman Sachs	(68,795)
(29,480)	Celanese Corp	HSBC	(178,362)
(21,162)	Celanese Corp	Morgan Stanley	(63,169)
(40,188)	Cellular Biomedicine Group Inc	Barclays Bank	44,207
(8,586)	Celsius Holdings Inc	Bank of America Merrill Lynch	(20,521)
(50,962)	Celsius Holdings Inc	Barclays Bank	6,115
(32,501)	Celsius Holdings Inc	HSBC	(122,854)
(59,025)	Cemex SAB de CV ADR	HSBC	(9,444)
(226,872)	Cemex SAB de CV ADR	Morgan Stanley	(56,718)
(1,264)	Centene Corp	Bank of America Merrill Lynch	3,122
13,640	Centene Corp	Bank of America Merrill Lynch	13,656
(760)	Centene Corp	Barclays Bank	(1,056)
(4,015)	Centene Corp	HSBC	(1,405)
7,110	Centene Corp	HSBC	(5,447)

保有高	銘柄	取引相手	未実現評価益/ (損) (米ドル)
	米国(続き)		
(1,509)	Centene Corp	Morgan Stanley	(2,098)
10,356	Centennial Resource Development Inc 'A'	Barclays Bank	104
26,224	Centennial Resource Development Inc 'A'	Goldman Sachs	4,639
22,928	Centennial Resource Development Inc 'A'	HSBC	4,588
(23,532)	CenterPoint Energy Inc	Bank of America Merrill Lynch	(16,708)
(64,934)	CenterPoint Energy Inc	Barclays Bank	(38,311)
(31,485)	CenterPoint Energy Inc	Goldman Sachs	(22,354)
(15,294)	CenterPoint Energy Inc	HSBC	2,202
(4,035)	CenterPoint Energy Inc	Morgan Stanley	(2,381)
30,459	CenterState Bank Corp	Bank of America Merrill Lynch	75,385
54,770	CenterState Bank Corp	Barclays Bank	94,205
70,318	CenterState Bank Corp	Goldman Sachs	182,698
86,054	CenterState Bank Corp	HSBC	68,804
104,912	CenterState Bank Corp	Morgan Stanley	180,449
(1,298)	Centogene NV	Bank of America Merrill Lynch	545
(773)	Centogene NV	HSBC	951
(2,091)	Centogene NV	Morgan Stanley	(2,196)
14,475	Central Garden & Pet Co 'A'	Bank of America Merrill Lynch	21,423
13,554	Central Garden & Pet Co 'A'	Barclays Bank	17,214
15,665	Central Garden & Pet Co 'A'	Goldman Sachs	23,184
7,590	Central Garden & Pet Co 'A'	HSBC	7,970
9,963	Central Garden & Pet Co 'A'	Morgan Stanley	12,653
52,199	Central Pacific Financial Corp	Bank of America Merrill Lynch	94,480
109,793	Central Pacific Financial Corp	Morgan Stanley	48,309
(6,430)	Central Valley Community Bancorp	Bank of America Merrill Lynch	(12,281)
(1,634)	Central Valley Community Bancorp	Barclays Bank	(817)
(2,691)	Central Valley Community Bancorp	Goldman Sachs	(5,140)
(9,618)	Central Valley Community Bancorp	HSBC	(6,439)
(1,300)	Central Valley Community Bancorp	Morgan Stanley	(650)
(19,049)	Centric Brands Inc	Morgan Stanley	3,124
(53,440)	Century Aluminum Co	Bank of America Merrill Lynch	(72,678)
(13,882)	Century Aluminum Co	Barclays Bank	(11,661)
(25,284)	Century Aluminum Co	Goldman Sachs	(30,855)
(65,907)	Century Aluminum Co	HSBC	(58,657)
(37,393)	Century Aluminum Co	Morgan Stanley	(31,410)
(2,872)	Century Bancorp Inc/MA 'A'	Bank of America Merrill Lynch	(42,407)
(2,148)	Century Bancorp Inc/MA 'A'	Barclays Bank	(17,184)
(3,027)	Century Bancorp Inc/MA 'A'	Goldman Sachs	(47,161)
(1,752)	Century Bancorp Inc/MA 'A'	HSBC	(17,432)
(4,397)	Century Bancorp Inc/MA 'A'	Morgan Stanley	(35,176)
22,415	Century Casinos Inc	Barclays Bank	5,380
30,787	Century Casinos Inc	Morgan Stanley	7,389
3,304	Century Communities Inc	Barclays Bank	(595)
29,520	Century Communities Inc	HSBC	155,866
5,524	Century Communities Inc	Morgan Stanley	(994)

保有高	銘柄	取引相手	未実現評価益/ (損) (米ドル)
	米国(続き)		
31,447	CenturyLink Inc	HSBC	(9,120)
94,318	CenturyLink Inc	Morgan Stanley	(16,034)
(49,534)	Cerecor Inc	Bank of America Merrill Lynch	(27,739)
(11,196)	Cerecor Inc	HSBC	(6,606)
691	Cerence Inc	HSBC	3,856
4,952	Cerence Inc	Morgan Stanley	(27,087)
(10,753)	Ceridian HCM Holding Inc	Bank of America Merrill Lynch	(58,712)
(11,601)	Ceridian HCM Holding Inc	Barclays Bank	(61,717)
(18,626)	Ceridian HCM Holding Inc	HSBC	(113,805)
(1,606)	Cerner Corp	Bank of America Merrill Lynch	(8,560)
(1,427)	Cerner Corp	Barclays Bank	(4,509)
(11,063)	Cerner Corp	Goldman Sachs	(58,626)
(24,109)	Cerner Corp	HSBC	(40,745)
(36,880)	Cerner Corp	Morgan Stanley	(116,541)
24,995	Cerus Corp	Bank of America Merrill Lynch	18,853
45,839	Cerus Corp	Barclays Bank	8,939
39,717	Cerus Corp	Goldman Sachs	34,752
60,333	Cerus Corp	HSBC	36,614
4,318	Cerus Corp	Morgan Stanley	842
3,442	CEVA Inc	Bank of America Merrill Lynch	1,962
12,890	CEVA Inc	Barclays Bank	(31,323)
12,736	CEVA Inc	Goldman Sachs	7,260
8,972	CEVA Inc	HSBC	(12,022)
8,743	CEVA Inc	Morgan Stanley	(21,245)
5,877	CF Industries Holdings Inc	Bank of America Merrill Lynch	24,448
(9,345)	CF Industries Holdings Inc	Bank of America Merrill Lynch	(38,875)
8,160	CF Industries Holdings Inc	Barclays Bank	11,342
(5,566)	CF Industries Holdings Inc	Barclays Bank	(7,737)
1,210	CF Industries Holdings Inc	Goldman Sachs	5,034
(2,988)	CF Industries Holdings Inc	Goldman Sachs	(12,430)
23,877	CF Industries Holdings Inc	HSBC	(1,194)
(11,008)	CF Industries Holdings Inc	HSBC	550
16,587	CF Industries Holdings Inc	Morgan Stanley	23,056
(7,728)	CF Industries Holdings Inc	Morgan Stanley	(10,742)
(8,894)	CH Robinson Worldwide Inc	Bank of America Merrill Lynch	(80,224)
(1,646)	CH Robinson Worldwide Inc	Barclays Bank	(6,033)
(4,746)	CH Robinson Worldwide Inc	Goldman Sachs	(42,809)
7,660	CH Robinson Worldwide Inc	Goldman Sachs	69,093
(2,694)	CH Robinson Worldwide Inc	HSBC	(20,798)
6,513	CH Robinson Worldwide Inc	HSBC	3,289
(7,376)	CH Robinson Worldwide Inc	Morgan Stanley	(27,033)
7,067	CH Robinson Worldwide Inc	Morgan Stanley	25,901
(24,464)	Champions Oncology Inc	Bank of America Merrill Lynch	(11,009)
10,569	Change Healthcare Inc	Bank of America Merrill Lynch	14,162
(30,420)	Change Healthcare Inc	Bank of America Merrill Lynch	(40,763)

保有高	銘柄	取引相手	未実現評価益/ (損) (米ドル)
	米国(続き)		
25,943	Change Healthcare Inc	Barclays Bank	(8,821)
4,657	Change Healthcare Inc	Goldman Sachs	6,240
16,363	Change Healthcare Inc	HSBC	9,654
(32,462)	Change Healthcare Inc	Morgan Stanley	11,037
1,300	ChannelAdvisor Corp	Bank of America Merrill Lynch	1,417
16,586	ChannelAdvisor Corp	Barclays Bank	3,483
20,759	ChannelAdvisor Corp	Goldman Sachs	22,627
28,370	ChannelAdvisor Corp	HSBC	49,080
(1,560)	Charles River Laboratories International Inc	Bank of America Merrill Lynch	(7,926)
(772)	Charles River Laboratories International Inc	Barclays Bank	(1,420)
(1,413)	Charles River Laboratories International Inc	Goldman Sachs	(7,969)
(4,270)	Charles River Laboratories International Inc	HSBC	(62,394)
(7,842)	Charles River Laboratories International Inc	Morgan Stanley	(14,429)
2,203	Charles Schwab Corp	Bank of America Merrill Lynch	7,116
2,353	Charles Schwab Corp	Barclays Bank	6,965
15,973	Charles Schwab Corp	Goldman Sachs	43,697
27,392	Charles Schwab Corp	HSBC	(13,386)
16,061	Charles Schwab Corp	Morgan Stanley	47,541
(1,807)	Chart Industries Inc	Goldman Sachs	(11,113)
(703)	Chart Industries Inc	HSBC	(4,249)
(13,507)	Chart Industries Inc	Morgan Stanley	(31,471)
(4,489)	Charter Communications Inc 'A'	Bank of America Merrill Lynch	(170,371)
(2,136)	Charter Communications Inc 'A'	Morgan Stanley	(61,944)
(1,299)	Chase Corp	Bank of America Merrill Lynch	(14,367)
(9,275)	Chase Corp	Goldman Sachs	(102,582)
(15,308)	Chase Corp	Morgan Stanley	(46,230)
12,786	Chatham Lodging Trust (REIT)	Bank of America Merrill Lynch	21,992
52,109	Chatham Lodging Trust (REIT)	Barclays Bank	25,533
18,097	Chatham Lodging Trust (REIT)	Goldman Sachs	31,127
17,909	Chatham Lodging Trust (REIT)	HSBC	(2,507)
36,465	Chatham Lodging Trust (REIT)	Morgan Stanley	17,868
2,498	CHC Group Ltd*	Morgan Stanley	(1,124)
(3,553)	Check Point Software Technologies Ltd	Bank of America Merrill Lynch	(9,842)
(695)	Check Point Software Technologies Ltd	Barclays Bank	(424)
(17,545)	Check Point Software Technologies Ltd	Goldman Sachs	(48,600)
(3,745)	Check Point Software Technologies Ltd	HSBC	(1,985)
(30,526)	Check Point Software Technologies Ltd	Morgan Stanley	(18,621)
(11,239)	Checkpoint Therapeutics Inc	Goldman Sachs	(3,709)
42,566	Cheesecake Factory Inc	Barclays Bank	49,377
4,612	Cheesecake Factory Inc	Goldman Sachs	12,060
41,594	Cheesecake Factory Inc	HSBC	(21,225)
(11,447)	Chefs' Warehouse Inc	HSBC	(15,245)

保有高	銘柄	取引相手	未実現評価益/ (損) (米ドル)
	米国(続き)		
(20,605)	Chefs' Warehouse Inc	Morgan Stanley	(5,563)
17,078	Chegg Inc	Barclays Bank	(64,896)
6,275	Chegg Inc	Morgan Stanley	(19,634)
(7,332)	Chegg Inc	Morgan Stanley	26,628
(4,011)	Chembio Diagnostics Inc	Bank of America Merrill Lynch	11,246
(27,278)	Chembio Diagnostics Inc	Barclays Bank	40,099
3,249	Chemed Corp	Bank of America Merrill Lynch	73,200
932	Chemed Corp	Barclays Bank	3,616
1,071	Chemed Corp	Goldman Sachs	24,129
1,904	Chemed Corp	Morgan Stanley	7,388
988	ChemoCentryx Inc	Bank of America Merrill Lynch	6,709
(1,476)	ChemoCentryx Inc	Bank of America Merrill Lynch	(10,022)
(11,512)	ChemoCentryx Inc	Barclays Bank	(3,684)
526	ChemoCentryx Inc	Goldman Sachs	3,572
(8,172)	ChemoCentryx Inc	Goldman Sachs	(55,488)
7,751	ChemoCentryx Inc	HSBC	50,352
(5,353)	ChemoCentryx Inc	Morgan Stanley	(1,713)
(7,833)	Chemours Co	Bank of America Merrill Lynch	(17,938)
(8,037)	Chemours Co	Barclays Bank	(7,474)
(7,019)	Chemours Co	Goldman Sachs	(16,074)
(6,876)	Chemours Co	HSBC	(3,232)
(5,635)	Chemours Co	Morgan Stanley	(5,240)
(11,579)	Chemung Financial Corp	Bank of America Merrill Lynch	(5,095)
(5,694)	Chemung Financial Corp	Morgan Stanley	4,157
(17,148)	Cheniere Energy Inc	Bank of America Merrill Lynch	(37,726)
(995)	Cheniere Energy Inc	Barclays Bank	2,378
(9,535)	Cheniere Energy Inc	Goldman Sachs	(159)
(1,380)	Cheniere Energy Inc	HSBC	2,263
(26,062)	Cheniere Energy Inc	Morgan Stanley	62,288
(38,708)	Cherry Hill Mortgage Investment Corp (REIT)	Bank of America Merrill Lynch	(50,320)
(135)	Cherry Hill Mortgage Investment Corp (REIT)	Barclays Bank	12
(22,898)	Cherry Hill Mortgage Investment Corp (REIT)	Goldman Sachs	(29,767)
(9,883)	Cherry Hill Mortgage Investment Corp (REIT)	HSBC	(25,546)
(15,352)	Cherry Hill Mortgage Investment Corp (REIT)	Morgan Stanley	1,382
1,175	Chesapeake Energy Corp	Barclays Bank	(576)
916	Chesapeake Energy Corp	Goldman Sachs	2,226
3,926	Chesapeake Energy Corp	HSBC	(5,810)
91	Chesapeake Energy Corp	Morgan Stanley	(45)
(13,124)	Chesapeake Utilities Corp	Bank of America Merrill Lynch	(68,448)
(12,778)	Chesapeake Utilities Corp	Barclays Bank	38,078
(15,010)	Chesapeake Utilities Corp	Goldman Sachs	(75,008)
(13,706)	Chesapeake Utilities Corp	HSBC	(4,523)
(9,785)	Chesapeake Utilities Corp	Morgan Stanley	29,159
(2,822)	Chevron Corp	Barclays Bank	1,101
(10,966)	Chevron Corp	HSBC	61,191

保有高	銘柄	取引相手	未実現評価益/ (損) (米ドル)
	米国(続き)		
(20,378)	Chevron Corp	Morgan Stanley	7,947
(635)	Chewy Inc 'A'	Bank of America Merrill Lynch	(584)
(15,613)	Chewy Inc 'A'	Barclays Bank	(4,371)
(10,338)	Chewy Inc 'A'	Goldman Sachs	(9,511)
(8,886)	Chewy Inc 'A'	Morgan Stanley	(2,488)
(11,571)	Chiasma Inc	Bank of America Merrill Lynch	(12,960)
(25,875)	Chiasma Inc	Barclays Bank	10,350
(22,980)	Chiasma Inc	Goldman Sachs	(25,738)
(7,200)	Chiasma Inc	HSBC	(6,840)
(46,439)	Chiasma Inc	Morgan Stanley	18,576
(35,220)	Chico's FAS Inc	Bank of America Merrill Lynch	(11,975)
(113,965)	Chico's FAS Inc	Barclays Bank	(19,374)
(99,955)	Chico's FAS Inc	Goldman Sachs	(33,985)
(23,217)	Chico's FAS Inc	HSBC	(2,322)
(23,411)	Chico's FAS Inc	Morgan Stanley	(3,980)
1,246	Children's Place Inc	Barclays Bank	3,987
14,592	Children's Place Inc	Goldman Sachs	158,469
4,047	Children's Place Inc	Morgan Stanley	12,950
(20,501)	Chimera Investment Corp (REIT)	Bank of America Merrill Lynch	(14,145)
(26,191)	Chimera Investment Corp (REIT)	Barclays Bank	(1,309)
(2,758)	Chimera Investment Corp (REIT)	Goldman Sachs	(1,903)
(27,001)	Chimera Investment Corp (REIT)	HSBC	271
(96,175)	Chimera Investment Corp (REIT)	Morgan Stanley	(4,809)
104,835	Chimerix Inc	Bank of America Merrill Lynch	(3,145)
34,560	Chimerix Inc	Morgan Stanley	(6,566)
3,261	China Biologic Products Holdings Inc	Bank of America Merrill Lynch	10,044
2,458	China Biologic Products Holdings Inc	Barclays Bank	5,481
949	China Biologic Products Holdings Inc	Goldman Sachs	2,317
1,889	China Biologic Products Holdings Inc	HSBC	208
333	Chipotle Mexican Grill Inc	Bank of America Merrill Lynch	8,049
53	Chipotle Mexican Grill Inc	Barclays Bank	(3,168)
280	Chipotle Mexican Grill Inc	Goldman Sachs	6,768
338	Chipotle Mexican Grill Inc	HSBC	(9,796)
(283)	Chipotle Mexican Grill Inc	HSBC	(19,708)
(1,267)	Chipotle Mexican Grill Inc	Morgan Stanley	75,741
(4,713)	Choice Hotels International Inc	Bank of America Merrill Lynch	(46,847)
(4,068)	Choice Hotels International Inc	Barclays Bank	(11,431)
5,030	Choice Hotels International Inc	Goldman Sachs	28,023
(1,393)	Choice Hotels International Inc	Goldman Sachs	(13,846)
(2,019)	Choice Hotels International Inc	HSBC	(14,719)
10,572	Choice Hotels International Inc	Morgan Stanley	29,707
(2,598)	Choice Hotels International Inc	Morgan Stanley	(7,300)
6,945	ChromaDex Corp	Bank of America Merrill Lynch	1,042
3,921	ChromaDex Corp	Barclays Bank	(392)
15,942	ChromaDex Corp	Goldman Sachs	2,391

保有高	銘柄	取引相手	未実現評価益/ (損) (米ドル)
	米国(続き)		
27,067	ChromaDex Corp	HSBC	(19,218)
(2,357)	Chubb Ltd	Barclays Bank	(13,812)
(9,083)	Chubb Ltd	Goldman Sachs	(190,052)
(9,436)	Chubb Ltd	HSBC	(197,307)
(2,841)	Chubb Ltd	Morgan Stanley	(16,648)
10,013	Church & Dwight Co Inc	Bank of America Merrill Lynch	1,152
6,428	Church & Dwight Co Inc	Barclays Bank	11,474
16,800	Church & Dwight Co Inc	Goldman Sachs	1,932
32,170	Church & Dwight Co Inc	HSBC	12,539
23,200	Church & Dwight Co Inc	Morgan Stanley	41,412
(2,831)	Churchill Downs Inc	Bank of America Merrill Lynch	(86,176)
(1,142)	Churchill Downs Inc	Barclays Bank	(11,055)
3,420	Churchill Downs Inc	Barclays Bank	33,106
4,224	Churchill Downs Inc	Goldman Sachs	128,579
(3,362)	Churchill Downs Inc	Goldman Sachs	(102,339)
(5,808)	Churchill Downs Inc	HSBC	(127,195)
(4,527)	Churchill Downs Inc	Morgan Stanley	(43,821)
1,883	Churchill Downs Inc	Morgan Stanley	18,227
804	Chuy ' s Holdings Inc	Barclays Bank	346
23,575	Chuy ' s Holdings Inc	Goldman Sachs	64,360
13,753	Chuy ' s Holdings Inc	HSBC	5,914
21,057	Chuy ' s Holdings Inc	Morgan Stanley	9,055
2,216	Cia Cervecerias Unidas SA ADR	Goldman Sachs	2,282
54,935	Cia Cervecerias Unidas SA ADR	HSBC	5,865
1,299	Cia Cervecerias Unidas SA ADR	Morgan Stanley	662
10,358	Cia de Minas Buenaventura SAA ADR	Goldman Sachs	(241)
16,551	Cia de Minas Buenaventura SAA ADR	HSBC	(2,360)
(15,107)	Cia Siderurgica Nacional SA ADR	Morgan Stanley	(4,559)
44,583	Cidara Therapeutics Inc	Goldman Sachs	26,750
2,544	Ciena Corp	Bank of America Merrill Lynch	12,084
6,377	Ciena Corp	Barclays Bank	10,139
(21,030)	Ciena Corp	Barclays Bank	(29,812)
44,037	Ciena Corp	Goldman Sachs	209,176
(12,957)	Ciena Corp	Goldman Sachs	(61,546)
2,902	Ciena Corp	HSBC	18,689
(765)	Ciena Corp	HSBC	(1,293)
(8,490)	Ciena Corp	Morgan Stanley	(13,499)
996	Cigna Corp	Bank of America Merrill Lynch	7,550
(3,157)	Cigna Corp	Bank of America Merrill Lynch	(15,957)
2,264	Cigna Corp	Barclays Bank	19,765
5,871	Cigna Corp	Goldman Sachs	44,174
(7,200)	Cigna Corp	Goldman Sachs	(54,576)
3,898	Cigna Corp	HSBC	32,977
(1,556)	Cigna Corp	HSBC	(13,164)
3,888	Cigna Corp	Morgan Stanley	30,502

保有高	銘柄	取引相手	未実現評価益/ (損) (米ドル)
	米国(続き)		
(2,401)	Cigna Corp	Morgan Stanley	(20,961)
(7,102)	Cimarex Energy Co	Bank of America Merrill Lynch	(18,039)
(2,920)	Cimarex Energy Co	Barclays Bank	1,343
(8,817)	Cimarex Energy Co	Goldman Sachs	(22,395)
(10,750)	Cimarex Energy Co	Morgan Stanley	4,945
23,924	Cimarex Energy Co	Morgan Stanley	(11,005)
(11,613)	Cimpres Plc	Barclays Bank	(95,575)
(1,759)	Cimpres Plc	Goldman Sachs	(28,848)
(803)	Cimpres Plc	HSBC	(10,640)
(2,588)	Cimpres Plc	Morgan Stanley	(21,299)
3,509	Cincinnati Financial Corp	Bank of America Merrill Lynch	32,914
6,198	Cincinnati Financial Corp	Barclays Bank	8,119
5,771	Cincinnati Financial Corp	Goldman Sachs	54,132
1,949	Cincinnati Financial Corp	HSBC	6,843
23,247	Cincinnati Financial Corp	Morgan Stanley	30,454
5,779	Cinemark Holdings Inc	Bank of America Merrill Lynch	4,947
2,408	Cinemark Holdings Inc	Barclays Bank	2,480
18,091	Cinemark Holdings Inc	Goldman Sachs	57,710
26,069	Cinemark Holdings Inc	Morgan Stanley	26,851
1,179	Cintas Corp	Bank of America Merrill Lynch	26,032
(680)	Cintas Corp	Bank of America Merrill Lynch	(12,210)
1,305	Cintas Corp	Barclays Bank	11,549
715	Cintas Corp	Goldman Sachs	15,787
2,224	Cintas Corp	HSBC	69,589
(6,306)	Cintas Corp	HSBC	(195,606)
2,407	Cintas Corp	Morgan Stanley	21,302
(567)	Cintas Corp	Morgan Stanley	(5,018)
13,354	Cirrus Logic Inc	Bank of America Merrill Lynch	92,142
35,312	Cirrus Logic Inc	Barclays Bank	(35,312)
22,389	Cirrus Logic Inc	Goldman Sachs	148,677
27,181	Cirrus Logic Inc	HSBC	(99,387)
7,862	Cirrus Logic Inc	Morgan Stanley	(7,862)
11,984	Cisco Systems Inc	Bank of America Merrill Lynch	18,143
(16,356)	Cisco Systems Inc	Bank of America Merrill Lynch	(16,826)
460	Cisco Systems Inc	Barclays Bank	428
(8,132)	Cisco Systems Inc	Barclays Bank	1,127
23,732	Cisco Systems Inc	Goldman Sachs	23,008
(3,878)	Cisco Systems Inc	Goldman Sachs	(3,898)
53,634	Cisco Systems Inc	Morgan Stanley	41,399
(68,162)	Cisco Systems Inc	Morgan Stanley	(63,391)
18,676	CIT Group Inc	Bank of America Merrill Lynch	76,759
23,557	CIT Group Inc	Barclays Bank	55,359
22,562	CIT Group Inc	Goldman Sachs	92,729
9,644	CIT Group Inc	HSBC	17,938
41,049	CIT Group Inc	Morgan Stanley	96,465

保有高	銘柄	取引相手	未実現評価益/ (損) (米ドル)
	米国(続き)		
(4,190)	Citi Trends Inc	Bank of America Merrill Lynch	(19,735)
(5,737)	Citi Trends Inc	Barclays Bank	(11,130)
(8,625)	Citi Trends Inc	Goldman Sachs	(40,624)
(15,461)	Citi Trends Inc	HSBC	(62,926)
(2,955)	Citi Trends Inc	Morgan Stanley	(5,733)
(6,106)	Citigroup Inc	Bank of America Merrill Lynch	(32,471)
(11,178)	Citigroup Inc	Barclays Bank	(47,395)
60,111	Citigroup Inc	Barclays Bank	254,871
(17,507)	Citigroup Inc	Goldman Sachs	(67,244)
16,578	Citigroup Inc	Goldman Sachs	106,431
(14,883)	Citigroup Inc	HSBC	(30,064)
(34,957)	Citigroup Inc	Morgan Stanley	(148,218)
(59,983)	Citizens & Northern Corp	Bank of America Merrill Lynch	(141,560)
(9,307)	Citizens & Northern Corp	Morgan Stanley	(15,915)
59,348	Citizens Financial Group Inc	Bank of America Merrill Lynch	230,740
59,067	Citizens Financial Group Inc	Barclays Bank	151,802
55,304	Citizens Financial Group Inc	Goldman Sachs	213,371
36,105	Citizens Financial Group Inc	HSBC	61,313
25,411	Citizens Financial Group Inc	Morgan Stanley	65,306
(4,152)	Citizens Inc	Bank of America Merrill Lynch	(3,156)
(59,082)	Citizens Inc	Barclays Bank	(9,453)
(22,686)	Citizens Inc	HSBC	(10,209)
(48,215)	Citizens Inc	Morgan Stanley	(7,714)
4,280	Citrix Systems Inc	Bank of America Merrill Lynch	34,879
3,081	Citrix Systems Inc	Barclays Bank	22,707
1,138	Citrix Systems Inc	Goldman Sachs	(2,629)
4,367	Citrix Systems Inc	HSBC	(28,691)
494	Citrix Systems Inc	Morgan Stanley	3,641
(7,126)	City Holding Co	Bank of America Merrill Lynch	(54,799)
(2,712)	City Holding Co	Barclays Bank	(9,628)
(27,407)	City Holding Co	Goldman Sachs	(210,760)
(2,119)	City Holding Co	HSBC	(9,625)
(14,428)	City Holding Co	Morgan Stanley	(51,219)
(117,653)	Civeo Corp	Bank of America Merrill Lynch	(5,294)
(11,457)	Civeo Corp	Goldman Sachs	(516)
(15,824)	Civeo Corp	Morgan Stanley	(949)
22,184	Civista Bancshares Inc	Bank of America Merrill Lynch	49,248
15,726	Civista Bancshares Inc	Barclays Bank	13,210
17,972	Civista Bancshares Inc	Goldman Sachs	39,898
20,084	Civista Bancshares Inc	HSBC	(15,063)
19,020	Civista Bancshares Inc	Morgan Stanley	15,977
(14,512)	Clarivate Plc	Morgan Stanley	(2,612)
(5,389)	Clarus Corp	Barclays Bank	(216)
(24,074)	Clarus Corp	HSBC	(13,901)
(80,713)	Clarus Corp	Morgan Stanley	(3,229)

保有高	銘柄	取引相手	未実現評価益/ (損) (米ドル)
	米国(続き)		
(28,580)	Clean Energy Fuels Corp	Bank of America Merrill Lynch	(4,001)
(87,461)	Clean Energy Fuels Corp	Barclays Bank	(6,997)
(49,635)	Clean Energy Fuels Corp	Goldman Sachs	(6,949)
(8,964)	Clean Energy Fuels Corp	HSBC	224
(22,715)	Clean Energy Fuels Corp	Morgan Stanley	(1,817)
4,904	Clean Harbors Inc	Bank of America Merrill Lynch	49,678
(1,352)	Clean Harbors Inc	Bank of America Merrill Lynch	(6,202)
4,914	Clean Harbors Inc	Barclays Bank	11,204
(6,565)	Clean Harbors Inc	Barclays Bank	(7,748)
5,719	Clean Harbors Inc	Goldman Sachs	57,933
(6,775)	Clean Harbors Inc	Goldman Sachs	(39,472)
4,528	Clean Harbors Inc	HSBC	28,753
5,220	Clean Harbors Inc	Morgan Stanley	11,902
(6,748)	Clean Harbors Inc	Morgan Stanley	(15,385)
51,953	Clear Channel Outdoor Holdings Inc	HSBC	6,645
3,552	Clear Channel Outdoor Holdings Inc	Morgan Stanley	(185)
5,788	Clearfield Inc	Bank of America Merrill Lynch	8,508
14,861	Clearfield Inc	Barclays Bank	2,229
15,806	Clearfield Inc	Goldman Sachs	23,235
14,588	Clearfield Inc	HSBC	13,539
11,672	Clearfield Inc	Morgan Stanley	1,751
2,088	Clearwater Paper Corp	Bank of America Merrill Lynch	1,482
2,270	Clearwater Paper Corp	Barclays Bank	386
6,040	Clearwater Paper Corp	Goldman Sachs	4,288
2,448	Clearwater Paper Corp	HSBC	(122)
(10,198)	Clearway Energy Inc 'A'	Bank of America Merrill Lynch	(9,905)
(22,107)	Clearway Energy Inc 'A'	Barclays Bank	(7,737)
(12,802)	Clearway Energy Inc 'A'	Goldman Sachs	(14,722)
(10,931)	Clearway Energy Inc 'A'	HSBC	(7,980)
(58,234)	Clearway Energy Inc 'A'	Morgan Stanley	(20,382)
(11,066)	Clearway Energy Inc 'C'	Bank of America Merrill Lynch	(13,833)
(14,890)	Clearway Energy Inc 'C'	Barclays Bank	(6,701)
(7,868)	Clearway Energy Inc 'C'	HSBC	(3,238)
26,743	Clearway Energy Inc 'C'	HSBC	15,778
(11,576)	Clearway Energy Inc 'C'	Morgan Stanley	(5,209)
1,002	Clearway Energy Inc 'C'	Morgan Stanley	451
92,893	Cleveland-Cliffs Inc	Bank of America Merrill Lynch	92,893
(68,232)	Cleveland-Cliffs Inc	Barclays Bank	(28,657)
5,418	Cleveland-Cliffs Inc	Barclays Bank	2,276
13,062	Cleveland-Cliffs Inc	Goldman Sachs	13,062
(21,745)	Cleveland-Cliffs Inc	Goldman Sachs	(21,745)
(70,467)	Cleveland-Cliffs Inc	HSBC	(43,265)
52,811	Cleveland-Cliffs Inc	HSBC	26,727
50,829	Cleveland-Cliffs Inc	Morgan Stanley	21,348
11,802	Clipper Realty Inc (REIT)	Bank of America Merrill Lynch	13,926

保有高	銘柄	取引相手	未実現評価益/ (損) (米ドル)
	米国(続き)		
36,556	Clipper Realty Inc (REIT)	Barclays Bank	9,505
24,107	Clipper Realty Inc (REIT)	Goldman Sachs	28,446
14,149	Clipper Realty Inc (REIT)	HSBC	20,516
24,316	Clipper Realty Inc (REIT)	Morgan Stanley	6,322
4,267	Clorox Co	Barclays Bank	25,218
9,318	Clorox Co	Goldman Sachs	(49,665)
16,536	Clorox Co	HSBC	8,723
1,514	Clorox Co	Morgan Stanley	8,948
7,532	Cloudera Inc	Barclays Bank	2,636
(15,238)	Cloudera Inc	Goldman Sachs	(24,228)
22,495	Cloudera Inc	HSBC	30,818
(24,100)	Cloudera Inc	HSBC	(33,017)
(61,711)	Cloudera Inc	Morgan Stanley	(21,599)
3,291	Cloudflare Inc 'A'	Barclays Bank	2,139
5,852	Cloudflare Inc 'A'	Goldman Sachs	(3,394)
2,241	Cloudflare Inc 'A'	HSBC	521
55,047	Cloudflare Inc 'A'	Morgan Stanley	35,781
13,140	Clovis Oncology Inc	Barclays Bank	(1,840)
4,396	Clovis Oncology Inc	HSBC	(9,451)
1,655	CME Group Inc	Bank of America Merrill Lynch	(1,400)
5,959	CME Group Inc	Barclays Bank	8,819
2,346	CME Group Inc	Goldman Sachs	(1,484)
5,246	CME Group Inc	HSBC	(6,712)
4,545	CME Group Inc	Morgan Stanley	6,727
11,348	CMS Energy Corp	Bank of America Merrill Lynch	47,321
(1,303)	CMS Energy Corp	Bank of America Merrill Lynch	(5,434)
26,070	CMS Energy Corp	Barclays Bank	58,918
(2,513)	CMS Energy Corp	Barclays Bank	(5,679)
36,675	CMS Energy Corp	Goldman Sachs	152,331
(26,409)	CMS Energy Corp	Goldman Sachs	(99,881)
12,953	CMS Energy Corp	HSBC	33,160
(7,182)	CMS Energy Corp	HSBC	(18,386)
41,206	CMS Energy Corp	Morgan Stanley	93,126
(8,177)	CMS Energy Corp	Morgan Stanley	(18,480)
11,454	CNA Financial Corp	Bank of America Merrill Lynch	51,085
1,635	CNA Financial Corp	Barclays Bank	1,324
21,724	CNA Financial Corp	Goldman Sachs	96,889
569	CNA Financial Corp	Morgan Stanley	461
(6,976)	CNB Financial Corp/PA	Barclays Bank	(10,952)
(8,304)	CNB Financial Corp/PA	Goldman Sachs	(28,732)
(8,772)	CNB Financial Corp/PA	Morgan Stanley	(13,772)
(26,804)	CNH Industrial NV	Barclays Bank	(14,809)
(13,969)	CNH Industrial NV	Goldman Sachs	(9,499)
(14,340)	CNH Industrial NV	Morgan Stanley	(9,751)
9,971	CNO Financial Group Inc	Bank of America Merrill Lynch	22,834

保有高	銘柄	取引相手	未実現評価益/ (損) (米ドル)
	米国(続き)		
22,137	CNO Financial Group Inc	Barclays Bank	27,671
126,887	CNO Financial Group Inc	Goldman Sachs	290,571
36,042	CNO Financial Group Inc	HSBC	25,297
32,937	CNO Financial Group Inc	Morgan Stanley	41,171
(6,891)	CNX Resources Corp	Bank of America Merrill Lynch	(1,588)
(3,183)	CNX Resources Corp	Barclays Bank	796
(15,171)	CNX Resources Corp	Goldman Sachs	(5,917)
(41,699)	CNX Resources Corp	Morgan Stanley	10,425
59	Coastal Financial Corp	Bank of America Merrill Lynch	73
6,049	Coastal Financial Corp	Barclays Bank	4,053
13,686	Coastal Financial Corp	HSBC	(4,106)
26,146	Coastal Financial Corp	Morgan Stanley	17,518
(6,461)	Coca-Cola Co	Bank of America Merrill Lynch	(21,644)
46,536	Coca-Cola Co	Bank of America Merrill Lynch	155,896
(17,345)	Coca-Cola Co	Barclays Bank	(27,405)
(18,060)	Coca-Cola Co	Goldman Sachs	(60,501)
8,906	Coca-Cola Co	Goldman Sachs	29,835
(6,839)	Coca-Cola Co	HSBC	(3,420)
29,885	Coca-Cola Co	HSBC	29,554
(82,796)	Coca-Cola Co	Morgan Stanley	(130,818)
(428)	Coca-Cola Consolidated Inc	Bank of America Merrill Lynch	(4,408)
(870)	Coca-Cola Consolidated Inc	Barclays Bank	(7,534)
(1,148)	Coca-Cola Consolidated Inc	Goldman Sachs	(17,874)
(1,080)	Coca-Cola Consolidated Inc	HSBC	(4,633)
(2,926)	Coca-Cola Consolidated Inc	Morgan Stanley	(25,340)
6,277	Coca-Cola European Partners Plc	Bank of America Merrill Lynch	12,667
24,620	Coca-Cola European Partners Plc	Barclays Bank	44,070
9,371	Coca-Cola European Partners Plc	Goldman Sachs	31,112
20,812	Coca-Cola European Partners Plc	HSBC	(19,980)
13,589	Coca-Cola European Partners Plc	Morgan Stanley	24,324
(14,841)	Coca-Cola Femsa SAB de CV ADR	HSBC	(24,349)
(7,379)	Coca-Cola Femsa SAB de CV ADR	Morgan Stanley	(9,740)
(17,831)	Coda Octopus Group Inc	Barclays Bank	(19,436)
(9,400)	Coda Octopus Group Inc	Goldman Sachs	(9,024)
(3,489)	Coda Octopus Group Inc	HSBC	35
(2,093)	Coda Octopus Group Inc	Morgan Stanley	(2,281)
(19,773)	Codexis Inc	Bank of America Merrill Lynch	(29,066)
(7,773)	Codexis Inc	Barclays Bank	(10,571)
(6,734)	Codexis Inc	Goldman Sachs	(9,899)
(21,533)	Codexis Inc	HSBC	(7,321)
(12,795)	Codexis Inc	Morgan Stanley	(17,401)
1,482	Co-Diagnostics Inc	Bank of America Merrill Lynch	(1,435)
2,379	Co-Diagnostics Inc	Barclays Bank	(2,355)
(7,455)	Codorus Valley Bancorp Inc	Bank of America Merrill Lynch	(14,165)
(2,066)	Codorus Valley Bancorp Inc	Barclays Bank	(2,583)

保有高	銘柄	取引相手	未実現評価益/ (損) (米ドル)
	米国(続き)		
(7,920)	Codorus Valley Bancorp Inc	Goldman Sachs	(15,048)
(6,145)	Codorus Valley Bancorp Inc	HSBC	(2,642)
(4,860)	Codorus Valley Bancorp Inc	Morgan Stanley	(6,075)
(43,793)	Coeur Mining Inc	Barclays Bank	(12,262)
(25,442)	Coeur Mining Inc	HSBC	(41,216)
(31,999)	Coeur Mining Inc	Morgan Stanley	(8,960)
11,336	Cogent Communications Holdings Inc	Bank of America Merrill Lynch	25,279
1,651	Cogent Communications Holdings Inc	Barclays Bank	3,054
649	Cogent Communications Holdings Inc	Goldman Sachs	1,705
5,645	Cogent Communications Holdings Inc	Morgan Stanley	10,443
1,604	Cognex Corp	Bank of America Merrill Lynch	3,256
(2,334)	Cognex Corp	Barclays Bank	5,648
(5,382)	Cognex Corp	Goldman Sachs	(10,925)
486	Cognex Corp	Goldman Sachs	987
(4,367)	Cognex Corp	HSBC	(7,555)
5,444	Cognex Corp	HSBC	12,432
(5,183)	Cognex Corp	Morgan Stanley	12,543
(4,228)	Cognizant Technology Solutions Corp 'A'	Barclays Bank	(6,427)
24,897	Cognizant Technology Solutions Corp 'A'	Goldman Sachs	(53,978)
(13,495)	Cognizant Technology Solutions Corp 'A'	HSBC	56,544
(18,955)	Cognizant Technology Solutions Corp 'A'	Morgan Stanley	(28,812)
8,062	Cognizant Technology Solutions Corp 'A'	Morgan Stanley	(7,708)
9,448	Cohen & Steers Inc	Bank of America Merrill Lynch	46,956
4,628	Cohen & Steers Inc	Barclays Bank	2,730
3,942	Cohen & Steers Inc	Goldman Sachs	19,591
6,894	Cohen & Steers Inc	HSBC	3,930
9,365	Cohen & Steers Inc	Morgan Stanley	4,345
(4,190)	Coherent Inc	Bank of America Merrill Lynch	(40,978)
(2,930)	Coherent Inc	Barclays Bank	(2,813)
(2,800)	Coherent Inc	Goldman Sachs	(27,384)
(1,480)	Coherent Inc	HSBC	(7,900)
(6,112)	Coherent Inc	Morgan Stanley	(5,868)
1,362	Coherus Biosciences Inc	Bank of America Merrill Lynch	2,166
19,703	Coherus Biosciences Inc	Barclays Bank	22,067
1,943	Coherus Biosciences Inc	Goldman Sachs	3,089
12,871	Coherus Biosciences Inc	HSBC	11,713
28,862	Coherus Biosciences Inc	Morgan Stanley	32,325
(12,469)	Cohu Inc	Bank of America Merrill Lynch	(26,310)
(17,098)	Cohu Inc	Barclays Bank	1,197
(26,841)	Cohu Inc	Goldman Sachs	(56,635)
(8,286)	Cohu Inc	HSBC	(1,077)
(22,595)	Cohu Inc	Morgan Stanley	1,582
(2,535)	Colfax Corp	Bank of America Merrill Lynch	(3,857)
5,149	Colfax Corp	Barclays Bank	8,187
(16,792)	Colfax Corp	Barclays Bank	(26,699)

保有高	銘柄	取引相手	未実現評価益/ (損) (米ドル)
	米国(続き)		
16,233	Colfax Corp	Goldman Sachs	41,394
13,836	Colfax Corp	HSBC	10,239
(8,209)	Colfax Corp	HSBC	(14,861)
10,723	Colfax Corp	Morgan Stanley	17,050
(11,492)	Colfax Corp	Morgan Stanley	(18,272)
(11,172)	Colgate-Palmolive Co	Bank of America Merrill Lynch	(35,862)
28,161	Colgate-Palmolive Co	Bank of America Merrill Lynch	90,397
(12,145)	Colgate-Palmolive Co	Barclays Bank	(17,124)
(29,261)	Colgate-Palmolive Co	Goldman Sachs	(93,928)
4,362	Colgate-Palmolive Co	Goldman Sachs	14,002
(19,332)	Colgate-Palmolive Co	HSBC	(53,936)
14,927	Colgate-Palmolive Co	HSBC	41,646
(21,791)	Colgate-Palmolive Co	Morgan Stanley	(30,725)
22,853	Colgate-Palmolive Co	Morgan Stanley	32,223
(7,355)	Collectors Universe Inc	Bank of America Merrill Lynch	(16,622)
(2,538)	Collectors Universe Inc	Barclays Bank	(4,568)
(8,526)	Collectors Universe Inc	Goldman Sachs	(19,269)
(1,563)	Collectors Universe Inc	HSBC	(2,829)
(11,935)	Collectors Universe Inc	Morgan Stanley	(21,483)
(10,293)	Collegium Pharmaceutical Inc	Barclays Bank	(3,500)
(16,350)	Collegium Pharmaceutical Inc	Goldman Sachs	(13,571)
(2,089)	Collegium Pharmaceutical Inc	HSBC	(2,904)
(8,022)	Collegium Pharmaceutical Inc	Morgan Stanley	(2,727)
4,140	Colony Bankcorp Inc	Bank of America Merrill Lynch	9,232
5,483	Colony Bankcorp Inc	Barclays Bank	9,595
5,118	Colony Bankcorp Inc	Goldman Sachs	11,413
4,818	Colony Bankcorp Inc	HSBC	5,589
6,173	Colony Bankcorp Inc	Morgan Stanley	10,803
(8,307)	Colony Capital Inc (REIT)	Bank of America Merrill Lynch	(3,904)
(13,559)	Colony Capital Inc (REIT)	Barclays Bank	(2,712)
(7,503)	Colony Capital Inc (REIT)	Goldman Sachs	(3,526)
(25,129)	Colony Capital Inc (REIT)	HSBC	754
(20,370)	Colony Capital Inc (REIT)	Morgan Stanley	(4,074)
(9,867)	Colony Credit Real Estate Inc (REIT)	Bank of America Merrill Lynch	(11,742)
(10,630)	Colony Credit Real Estate Inc (REIT)	Barclays Bank	(4,252)
(19,822)	Colony Credit Real Estate Inc (REIT)	Goldman Sachs	(23,588)
(10,905)	Colony Credit Real Estate Inc (REIT)	HSBC	2,508
(44,318)	Colony Credit Real Estate Inc (REIT)	Morgan Stanley	(17,727)
(33,771)	Columbia Banking System Inc	Bank of America Merrill Lynch	(128,667)
(6,243)	Columbia Banking System Inc	Barclays Bank	(11,674)
(18,446)	Columbia Banking System Inc	Goldman Sachs	(70,279)
(47,918)	Columbia Banking System Inc	HSBC	(10,062)
(51,754)	Columbia Banking System Inc	Morgan Stanley	(96,780)
(13,575)	Columbia Financial Inc	Bank of America Merrill Lynch	(13,208)
(7,902)	Columbia Financial Inc	Barclays Bank	(5,927)

保有高	銘柄	取引相手	未実現評価益/ (損) (米ドル)
	米国(続き)		
(15,970)	Columbia Financial Inc	Goldman Sachs	(18,768)
(59,484)	Columbia Financial Inc	HSBC	(15,384)
(67,497)	Columbia Financial Inc	Morgan Stanley	(50,623)
(56,520)	Columbia Property Trust Inc (REIT)	Bank of America Merrill Lynch	(66,129)
(5,051)	Columbia Property Trust Inc (REIT)	Barclays Bank	(3,081)
(24,486)	Columbia Property Trust Inc (REIT)	Goldman Sachs	(27,390)
(8,729)	Columbia Property Trust Inc (REIT)	HSBC	6,896
(15,916)	Columbia Property Trust Inc (REIT)	Morgan Stanley	(9,709)
8,393	Columbia Sportswear Co	Bank of America Merrill Lynch	84,518
(3,013)	Columbia Sportswear Co	Bank of America Merrill Lynch	(25,536)
2,668	Columbia Sportswear Co	Barclays Bank	9,685
(3,889)	Columbia Sportswear Co	Barclays Bank	(14,117)
6,678	Columbia Sportswear Co	Goldman Sachs	67,247
(3,778)	Columbia Sportswear Co	Goldman Sachs	(23,133)
4,971	Columbia Sportswear Co	HSBC	25,849
(7,049)	Columbia Sportswear Co	HSBC	(36,655)
2,022	Columbia Sportswear Co	Morgan Stanley	7,340
(903)	Columbia Sportswear Co	Morgan Stanley	(3,278)
12,904	Columbus McKinnon Corp	Bank of America Merrill Lynch	80,134
6,805	Columbus McKinnon Corp	Barclays Bank	24,770
5,617	Columbus McKinnon Corp	Goldman Sachs	34,882
33,407	Columbus McKinnon Corp	HSBC	112,802
15,134	Columbus McKinnon Corp	Morgan Stanley	55,088
35,886	Comcast Corp 'A'	Barclays Bank	15,790
61,073	Comcast Corp 'A'	Goldman Sachs	199,098
41,112	Comcast Corp 'A'	HSBC	101,485
26,008	Comcast Corp 'A'	Morgan Stanley	11,444
3,416	Comerica Inc	Bank of America Merrill Lynch	22,648
3,530	Comerica Inc	Barclays Bank	14,191
8,453	Comerica Inc	Goldman Sachs	56,043
19,552	Comerica Inc	HSBC	63,912
32,829	Comerica Inc	Morgan Stanley	131,973
432	Comfort Systems USA Inc	Bank of America Merrill Lynch	1,391
4,788	Comfort Systems USA Inc	Barclays Bank	18,051
14,082	Comfort Systems USA Inc	Goldman Sachs	98,011
32,837	Comfort Systems USA Inc	HSBC	143,570
49,585	Comfort Systems USA Inc	Morgan Stanley	186,935
(7,402)	Commerce Bancshares Inc	Bank of America Merrill Lynch	(58,375)
2,539	Commerce Bancshares Inc	Bank of America Merrill Lynch	22,165
(1,665)	Commerce Bancshares Inc	Barclays Bank	(5,728)
3,390	Commerce Bancshares Inc	Barclays Bank	11,662
(4,581)	Commerce Bancshares Inc	Goldman Sachs	(28,372)
(3,529)	Commerce Bancshares Inc	HSBC	(14,469)
1,513	Commerce Bancshares Inc	HSBC	6,313
(2,504)	Commerce Bancshares Inc	Morgan Stanley	(8,614)

保有高	銘柄	取引相手	未実現評価益/ (損) (米ドル)
	米国(続き)		
7,069	Commerce Bancshares Inc	Morgan Stanley	17,347
(17,465)	Commercial Metals Co	Bank of America Merrill Lynch	(40,693)
12,319	Commercial Metals Co	Bank of America Merrill Lynch	28,703
41,627	Commercial Metals Co	Barclays Bank	39,129
45,313	Commercial Metals Co	Goldman Sachs	105,580
66,512	Commercial Metals Co	HSBC	59,232
57,876	Commercial Metals Co	Morgan Stanley	54,403
(9,169)	Commercial Vehicle Group Inc	Bank of America Merrill Lynch	(8,619)
(16,761)	Commercial Vehicle Group Inc	Barclays Bank	(10,057)
(8,404)	Commercial Vehicle Group Inc	Goldman Sachs	(7,900)
(90,609)	Commercial Vehicle Group Inc	HSBC	(36,244)
(52,683)	Commercial Vehicle Group Inc	Morgan Stanley	(31,610)
31,954	CommScope Holding Co Inc	Bank of America Merrill Lynch	40,497
(2,215)	CommScope Holding Co Inc	Goldman Sachs	(2,924)
6,786	CommScope Holding Co Inc	Goldman Sachs	4,757
(2,288)	CommScope Holding Co Inc	HSBC	2,471
46,592	CommScope Holding Co Inc	HSBC	54,730
(22,715)	CommScope Holding Co Inc	Morgan Stanley	(20,671)
(15,328)	Community Bank System Inc	Bank of America Merrill Lynch	(117,259)
(18,960)	Community Bank System Inc	Barclays Bank	(69,394)
(16,622)	Community Bank System Inc	Goldman Sachs	(126,081)
(5,176)	Community Bank System Inc	HSBC	(3,313)
(29,066)	Community Bank System Inc	Morgan Stanley	(106,381)
36,667	Community Bankers Trust Corp	Bank of America Merrill Lynch	30,800
22,075	Community Bankers Trust Corp	Barclays Bank	5,960
29,709	Community Bankers Trust Corp	Goldman Sachs	24,956
6,262	Community Bankers Trust Corp	HSBC	2,004
51,249	Community Bankers Trust Corp	Morgan Stanley	13,837
(1,642)	Community Financial Corp	Barclays Bank	(361)
(4,083)	Community Financial Corp	Goldman Sachs	(7,676)
(5,345)	Community Financial Corp	HSBC	(5,024)
(4,173)	Community Financial Corp	Morgan Stanley	(918)
(16,309)	Community Health Systems Inc	Bank of America Merrill Lynch	(6,850)
(49,505)	Community Health Systems Inc	Barclays Bank	2,970
(29,780)	Community Health Systems Inc	HSBC	(7,241)
(20,457)	Community Health Systems Inc	Morgan Stanley	1,227
(7,932)	Community Healthcare Trust Inc (REIT)	Bank of America Merrill Lynch	(18,561)
(6,550)	Community Healthcare Trust Inc (REIT)	Barclays Bank	12,183
(10,050)	Community Healthcare Trust Inc (REIT)	Goldman Sachs	(23,517)
(7,160)	Community Healthcare Trust Inc (REIT)	HSBC	12,100
(12,049)	Community Healthcare Trust Inc (REIT)	Morgan Stanley	22,411
13,351	Community Trust Bancorp Inc	Bank of America Merrill Lynch	55,598
16,577	Community Trust Bancorp Inc	Barclays Bank	30,170
13,924	Community Trust Bancorp Inc	Goldman Sachs	59,734
13,622	Community Trust Bancorp Inc	HSBC	26,359

保有高	銘柄	取引相手	未実現評価益/ (損) (米ドル)
	米国(続き)		
30,582	Community Trust Bancorp Inc	Morgan Stanley	55,659
2,838	CommVault Systems Inc	Barclays Bank	7,436
30,832	CommVault Systems Inc	Goldman Sachs	96,504
9,046	CommVault Systems Inc	HSBC	(56,447)
8,419	CommVault Systems Inc	Morgan Stanley	22,058
(2,773)	Compass Minerals International Inc	Bank of America Merrill Lynch	(13,144)
(13,773)	Compass Minerals International Inc	Barclays Bank	14,462
(4,637)	Compass Minerals International Inc	Goldman Sachs	(18,019)
(8,586)	Compass Minerals International Inc	HSBC	(4,294)
(8,603)	Compass Minerals International Inc	Morgan Stanley	9,034
(4,892)	Computer Programs and Systems Inc	Barclays Bank	(3,058)
(16,365)	Computer Programs and Systems Inc	Goldman Sachs	(16,938)
(2,220)	Computer Programs and Systems Inc	HSBC	3,297
(12,621)	Computer Programs and Systems Inc	Morgan Stanley	(7,888)
(485)	comScore Inc	HSBC	(216)
(66,647)	comScore Inc	Morgan Stanley	(32,657)
13,815	Comstock Resources Inc	HSBC	(31,084)
15,608	Comtech Telecommunications Corp	Bank of America Merrill Lynch	26,221
8,734	Comtech Telecommunications Corp	Barclays Bank	1,834
6,891	Comtech Telecommunications Corp	Goldman Sachs	11,577
10,425	Comtech Telecommunications Corp	HSBC	(11,885)
13,316	Comtech Telecommunications Corp	Morgan Stanley	2,796
(8,696)	Conagra Brands Inc	Bank of America Merrill Lynch	2,435
31,971	Conagra Brands Inc	Bank of America Merrill Lynch	57,563
(9,926)	Conagra Brands Inc	Barclays Bank	(12,010)
(9,834)	Conagra Brands Inc	HSBC	(3,639)
(17,303)	Conagra Brands Inc	Morgan Stanley	(20,937)
3,677	Conagra Brands Inc	Morgan Stanley	4,449
(11,094)	Concert Pharmaceuticals Inc	Barclays Bank	(2,552)
(13,854)	Concert Pharmaceuticals Inc	Goldman Sachs	(27,847)
(9,925)	Concert Pharmaceuticals Inc	HSBC	(19,949)
(15,111)	Concert Pharmaceuticals Inc	Morgan Stanley	(3,476)
(6,801)	Concho Resources Inc	Bank of America Merrill Lynch	6,461
(9,159)	Concho Resources Inc	Barclays Bank	23,081
(7,135)	Concho Resources Inc	Goldman Sachs	6,778
(485)	Concho Resources Inc	HSBC	2,585
(3,314)	Concho Resources Inc	Morgan Stanley	8,351
(23,132)	Concrete Pumping Holdings Inc	Barclays Bank	(9,021)
(20,281)	Concrete Pumping Holdings Inc	Goldman Sachs	(14,400)
(16,150)	Concrete Pumping Holdings Inc	HSBC	(12,920)
(8,349)	Concrete Pumping Holdings Inc	Morgan Stanley	(3,256)
61,935	Conduent Inc	Bank of America Merrill Lynch	41,496
49,446	Conduent Inc	Barclays Bank	11,867
60,177	Conduent Inc	Goldman Sachs	40,319
42,331	Conduent Inc	HSBC	7,174

保有高	銘柄	取引相手	未実現評価益/ (損) (米ドル)
	米国(続き)		
76,012	Conduent Inc	Morgan Stanley	18,243
(59,747)	Conformis Inc	Barclays Bank	(7,767)
(80,008)	Conformis Inc	Goldman Sachs	(7,193)
(88,743)	Conformis Inc	HSBC	(5,200)
(31,597)	Conformis Inc	Morgan Stanley	(4,108)
4,125	CONMED Corp	Barclays Bank	(1,733)
(1,196)	CONMED Corp	Barclays Bank	502
(2,068)	CONMED Corp	Goldman Sachs	(11,105)
(14,751)	CONMED Corp	HSBC	(46,940)
2,866	CONMED Corp	Morgan Stanley	(1,204)
(2,548)	CONMED Corp	Morgan Stanley	1,070
(6,702)	ConnectOne Bancorp Inc	Bank of America Merrill Lynch	(21,245)
(4,844)	ConnectOne Bancorp Inc	Barclays Bank	(5,328)
(8,319)	ConnectOne Bancorp Inc	Goldman Sachs	(26,371)
(26,648)	ConnectOne Bancorp Inc	HSBC	2,265
(6,252)	ConnectOne Bancorp Inc	Morgan Stanley	(6,877)
(89,812)	Conn ' s Inc	Barclays Bank	(67,359)
(1,635)	Conn ' s Inc	Goldman Sachs	(2,714)
4,187	ConocoPhillips	Bank of America Merrill Lynch	5,192
7,279	ConocoPhillips	Barclays Bank	(8,516)
(13,552)	ConocoPhillips	Barclays Bank	15,856
24,714	ConocoPhillips	Goldman Sachs	30,645
(7,462)	ConocoPhillips	Goldman Sachs	(9,253)
4,799	ConocoPhillips	HSBC	(4,655)
(7,204)	ConocoPhillips	HSBC	4,824
7,078	ConocoPhillips	Morgan Stanley	(8,281)
(7,411)	ConocoPhillips	Morgan Stanley	8,671
33,189	Consolidated Communications Holdings Inc	HSBC	15,931
15,489	Consolidated Communications Holdings Inc	Morgan Stanley	7,435
34,192	Consolidated Edison Inc	Bank of America Merrill Lynch	97,939
5,306	Consolidated Edison Inc	Barclays Bank	16,290
8,609	Consolidated Edison Inc	Goldman Sachs	25,773
6,550	Consolidated Edison Inc	HSBC	(3,607)
51,662	Consolidated Edison Inc	Morgan Stanley	158,603
8,039	Consolidated Water Co Ltd	Bank of America Merrill Lynch	10,531
19,225	Consolidated Water Co Ltd	Barclays Bank	2,884
7,598	Consolidated Water Co Ltd	HSBC	3,495
29,412	Consolidated Water Co Ltd	Morgan Stanley	4,412
(2,932)	Constellation Brands Inc ' A '	Bank of America Merrill Lynch	(43,921)
(1,245)	Constellation Brands Inc ' A '	Goldman Sachs	(18,650)
(176)	Constellation Brands Inc ' A '	HSBC	(1,304)
(4,192)	Constellation Brands Inc ' A '	Morgan Stanley	(4,862)
(897)	Constellation Pharmaceuticals Inc	Bank of America Merrill Lynch	8,459
806	Constellation Pharmaceuticals Inc	Barclays Bank	(2,402)
(8,147)	Constellation Pharmaceuticals Inc	Barclays Bank	24,278

保有高	銘柄	取引相手	未実現評価益/ (損) (米ドル)
	米国(続き)		
(2,518)	Constellation Pharmaceuticals Inc	Goldman Sachs	23,745
2,701	Constellation Pharmaceuticals Inc	HSBC	(29,248)
(1,772)	Constellation Pharmaceuticals Inc	HSBC	26,669
3,710	Constellation Pharmaceuticals Inc	Morgan Stanley	(11,056)
(1,312)	Construction Partners Inc 'A'	Bank of America Merrill Lynch	(2,755)
(9,660)	Construction Partners Inc 'A'	Barclays Bank	(8,887)
(15,851)	Construction Partners Inc 'A'	Goldman Sachs	(33,287)
(7,869)	Construction Partners Inc 'A'	HSBC	(315)
(28,083)	Construction Partners Inc 'A'	Morgan Stanley	(25,836)
63,314	Consumer Portfolio Services Inc	Morgan Stanley	(6,648)
9,491	Container Store Group Inc	Barclays Bank	5,600
32,874	Container Store Group Inc	Goldman Sachs	26,957
56,723	Container Store Group Inc	Morgan Stanley	33,467
(20,947)	Contango Oil & Gas Co	Barclays Bank	4,189
(50,068)	Contango Oil & Gas Co	Goldman Sachs	(1,001)
(15,759)	Contango Oil & Gas Co	HSBC	(1,891)
(9,659)	Contango Oil & Gas Co	Morgan Stanley	1,932
2,271	Continental Resources Inc	Bank of America Merrill Lynch	114
10,937	Continental Resources Inc	Barclays Bank	(12,249)
13,337	Continental Resources Inc	Goldman Sachs	(7,684)
38,002	Continental Resources Inc	HSBC	(82,464)
59,813	Continental Resources Inc	Morgan Stanley	(58,529)
(15,220)	Contura Energy Inc	Goldman Sachs	(20,699)
(26,906)	Contura Energy Inc	HSBC	(24,215)
(10,965)	Contura Energy Inc	Morgan Stanley	(9,978)
(512)	Cooper Cos Inc	Barclays Bank	(10,246)
(3,339)	Cooper Cos Inc	Goldman Sachs	(69,251)
(5,992)	Cooper Cos Inc	HSBC	(76,338)
(5,978)	Cooper Cos Inc	Morgan Stanley	(178,383)
28,794	Cooper Tire & Rubber Co	Bank of America Merrill Lynch	110,857
8,786	Cooper Tire & Rubber Co	Barclays Bank	5,974
14,556	Cooper Tire & Rubber Co	Goldman Sachs	56,041
6,495	Cooper Tire & Rubber Co	HSBC	17,017
11,393	Cooper Tire & Rubber Co	Morgan Stanley	7,747
13,382	Cooper-Standard Holdings Inc	Bank of America Merrill Lynch	18,735
3,554	Cooper-Standard Holdings Inc	Barclays Bank	4,265
4,262	Cooper-Standard Holdings Inc	Goldman Sachs	5,967
77	Cooper-Standard Holdings Inc	HSBC	(50)
15,494	Cooper-Standard Holdings Inc	Morgan Stanley	18,593
(2,278)	Copa Holdings SA 'A'	Bank of America Merrill Lynch	(14,511)
(1,648)	Copa Holdings SA 'A'	Goldman Sachs	(10,498)
(963)	Copa Holdings SA 'A'	Morgan Stanley	(3,062)
333	Copart Inc	Barclays Bank	852
2,005	Copart Inc	Goldman Sachs	18,586
11,565	Copart Inc	HSBC	58,056

保有高	銘柄	取引相手	未実現評価益/ (損) (米ドル)
	米国(続き)		
12,361	Copart Inc	Morgan Stanley	31,644
(23,230)	Corbus Pharmaceuticals Holdings Inc	Bank of America Merrill Lynch	(15,216)
(26,200)	Corbus Pharmaceuticals Holdings Inc	Barclays Bank	14,148
(49,047)	Corbus Pharmaceuticals Holdings Inc	Goldman Sachs	(32,126)
(3,243)	Corbus Pharmaceuticals Holdings Inc	HSBC	(3,032)
(3,160)	Corcept Therapeutics Inc	Barclays Bank	2,022
43,234	Corcept Therapeutics Inc	Barclays Bank	(27,670)
(11,172)	Corcept Therapeutics Inc	Goldman Sachs	(11,731)
4,800	Corcept Therapeutics Inc	HSBC	8,064
11,328	Corcept Therapeutics Inc	Morgan Stanley	(7,250)
(5,020)	CoreCivic Inc (REIT)	Bank of America Merrill Lynch	(8,835)
(24,871)	CoreCivic Inc (REIT)	Barclays Bank	(12,933)
(26,407)	CoreCivic Inc (REIT)	Goldman Sachs	(46,476)
(41,058)	CoreCivic Inc (REIT)	HSBC	6,450
(52,903)	CoreCivic Inc (REIT)	Morgan Stanley	(27,510)
(5,463)	CoreLogic Inc	Bank of America Merrill Lynch	(16,883)
(3,050)	CoreLogic Inc	Barclays Bank	(5,246)
(6,806)	CoreLogic Inc	Goldman Sachs	(38,930)
(38,802)	CoreLogic Inc	Morgan Stanley	(66,739)
9,852	Core-Mark Holding Co Inc	Morgan Stanley	15,172
10,179	CorePoint Lodging Inc (REIT)	Bank of America Merrill Lynch	7,507
29,171	CorePoint Lodging Inc (REIT)	Goldman Sachs	29,463
6,747	CorePoint Lodging Inc (REIT)	HSBC	(1,282)
49,781	CorePoint Lodging Inc (REIT)	Morgan Stanley	25,886
(2,245)	CoreSite Realty Corp (REIT)	Barclays Bank	(5,725)
(5,877)	CoreSite Realty Corp (REIT)	HSBC	(9,756)
(5,415)	CoreSite Realty Corp (REIT)	Morgan Stanley	(13,808)
(17,383)	CorMedix Inc	Barclays Bank	(2,086)
9,026	Cornerstone Building Brands Inc	Bank of America Merrill Lynch	10,290
29,033	Cornerstone Building Brands Inc	Barclays Bank	13,065
15,890	Cornerstone Building Brands Inc	Goldman Sachs	18,115
2,100	Cornerstone Building Brands Inc	HSBC	1,281
28,856	Cornerstone Building Brands Inc	Morgan Stanley	12,985
(9,214)	Cornerstone OnDemand Inc	Bank of America Merrill Lynch	(30,932)
7,653	Cornerstone OnDemand Inc	Barclays Bank	16,837
(7,249)	Cornerstone OnDemand Inc	Barclays Bank	(15,948)
(31,096)	Cornerstone OnDemand Inc	Goldman Sachs	(108,836)
(24,674)	Cornerstone OnDemand Inc	HSBC	(36,271)
4,710	Cornerstone OnDemand Inc	Morgan Stanley	10,362
(16,392)	Cornerstone OnDemand Inc	Morgan Stanley	(36,062)
(13,523)	Corning Inc	Bank of America Merrill Lynch	(43,138)
(12,657)	Corning Inc	Barclays Bank	(18,479)
(14,187)	Corning Inc	Goldman Sachs	(45,257)
(36,801)	Corning Inc	HSBC	(44,897)
(43,808)	Corning Inc	Morgan Stanley	(63,959)

保有高	銘柄	取引相手	未実現評価益/ (損) (米ドル)
	米国(続き)		
4,241	Corp America Airports SA	Goldman Sachs	(635)
7,451	Corp America Airports SA	Morgan Stanley	(1,403)
(24,555)	Corporate Office Properties Trust (REIT)	Barclays Bank	(30,694)
(8,071)	Corporate Office Properties Trust (REIT)	Goldman Sachs	(23,164)
(13,791)	Corporate Office Properties Trust (REIT)	HSBC	14,343
(34,356)	Corporate Office Properties Trust (REIT)	Morgan Stanley	(42,945)
7,015	Corteva Inc	Bank of America Merrill Lynch	29,533
6,040	Corteva Inc	Barclays Bank	14,738
(16,758)	Corteva Inc	Barclays Bank	(12,505)
13,875	Corteva Inc	Goldman Sachs	58,414
(2,885)	Corteva Inc	Goldman Sachs	(7,859)
(22,747)	Corteva Inc	HSBC	(22,747)
7,569	Corteva Inc	Morgan Stanley	18,468
(12,544)	Corteva Inc	Morgan Stanley	(30,607)
(5,194)	Cortexyme Inc	Barclays Bank	57,550
(1,232)	Cortexyme Inc	HSBC	2,526
(2,754)	CorVel Corp	Barclays Bank	(25,282)
(4,558)	CorVel Corp	Goldman Sachs	(80,494)
(3,028)	CorVel Corp	HSBC	(45,541)
(4,416)	CorVel Corp	Morgan Stanley	(40,539)
332	Corvus Pharmaceuticals Inc	Bank of America Merrill Lynch	10
50,658	Corvus Pharmaceuticals Inc	Goldman Sachs	1,520
18,449	Cosan Ltd 'A'	Barclays Bank	8,118
9,503	Cosan Ltd 'A'	HSBC	8,458
6,358	Cosan Ltd 'A'	Morgan Stanley	2,798
(5,235)	Costamare Inc	Barclays Bank	(1,152)
(27,525)	Costamare Inc	Goldman Sachs	(13,487)
(4,332)	Costamare Inc	HSBC	347
(72,797)	Costamare Inc	Morgan Stanley	(16,015)
(99)	CoStar Group Inc	Bank of America Merrill Lynch	(242)
(489)	CoStar Group Inc	Barclays Bank	3,663
(1,597)	CoStar Group Inc	Goldman Sachs	(3,897)
(1,269)	CoStar Group Inc	HSBC	7,373
(3,723)	CoStar Group Inc	Morgan Stanley	27,885
586	Costco Wholesale Corp	Bank of America Merrill Lynch	1,641
309	Costco Wholesale Corp	Barclays Bank	850
4,669	Costco Wholesale Corp	Goldman Sachs	27,874
3,276	Costco Wholesale Corp	HSBC	8,162
7,123	Costco Wholesale Corp	Morgan Stanley	10,177
(5,132)	Coty Inc 'A'	Bank of America Merrill Lynch	(3,105)
(35,430)	Coty Inc 'A'	Goldman Sachs	(21,435)
36,561	Coty Inc 'A'	Goldman Sachs	22,667
(10,165)	Coty Inc 'A'	HSBC	13,265
(10,472)	Coty Inc 'A'	Morgan Stanley	(1,518)
68,712	Coty Inc 'A'	Morgan Stanley	9,963

保有高	銘柄	取引相手	未実現評価益/ (損) (米ドル)
	米国(続き)		
992	Coupa Software Inc	Barclays Bank	1,288
815	Coupa Software Inc	HSBC	16,925
(15,201)	Cousins Properties Inc (REIT)	Bank of America Merrill Lynch	(95,462)
(24,345)	Cousins Properties Inc (REIT)	Barclays Bank	(87,155)
(33,704)	Cousins Properties Inc (REIT)	Goldman Sachs	(187,189)
(51,368)	Cousins Properties Inc (REIT)	HSBC	(114,118)
(23,339)	Cousins Properties Inc (REIT)	Morgan Stanley	(83,554)
(69,288)	Covanta Holding Corp	Bank of America Merrill Lynch	(40,879)
(29,332)	Covanta Holding Corp	Barclays Bank	(4,986)
(53,958)	Covanta Holding Corp	Goldman Sachs	(31,835)
(149,613)	Covanta Holding Corp	HSBC	(103,233)
(85,002)	Covanta Holding Corp	Morgan Stanley	(14,450)
10,280	Covenant Transportation Group Inc 'A'	Bank of America Merrill Lynch	48,008
40,817	Covenant Transportation Group Inc 'A'	Barclays Bank	77,144
10,428	Covenant Transportation Group Inc 'A'	Goldman Sachs	48,699
13,599	Covenant Transportation Group Inc 'A'	HSBC	53,308
29,579	Covenant Transportation Group Inc 'A'	Morgan Stanley	55,904
3,002	Covetrus Inc	Bank of America Merrill Lynch	9,546
(5,743)	Covetrus Inc	Bank of America Merrill Lynch	1,699
10,292	Covetrus Inc	Barclays Bank	(2,470)
14,651	Covetrus Inc	Goldman Sachs	46,590
7,751	Covetrus Inc	HSBC	27,594
(2,720)	Covetrus Inc	Morgan Stanley	(40)
(17,169)	Covia Holdings Corp	Barclays Bank	312
(45,670)	Covia Holdings Corp	HSBC	4,298
(18,556)	Cowen Inc 'A'	Barclays Bank	9,278
(8,403)	Cowen Inc 'A'	Goldman Sachs	(7,983)
(18,798)	Cowen Inc 'A'	HSBC	(21,994)
(11,551)	Cowen Inc 'A'	Morgan Stanley	5,776
22,002	CRA International Inc	Bank of America Merrill Lynch	82,067
1,811	CRA International Inc	HSBC	851
3,079	Cracker Barrel Old Country Store Inc	Bank of America Merrill Lynch	33,598
(3,418)	Cracker Barrel Old Country Store Inc	Barclays Bank	(10,049)
2,069	Cracker Barrel Old Country Store Inc	Barclays Bank	6,083
(14,680)	Cracker Barrel Old Country Store Inc	HSBC	(154,728)
5,832	Cracker Barrel Old Country Store Inc	HSBC	61,469
(3,712)	Cracker Barrel Old Country Store Inc	Morgan Stanley	(10,913)
(13,590)	Craft Brew Alliance Inc	Barclays Bank	(1,767)
(27,775)	Craft Brew Alliance Inc	Goldman Sachs	(694)
(28,107)	Craft Brew Alliance Inc	HSBC	16,583
(46,882)	Craft Brew Alliance Inc	Morgan Stanley	(6,095)
28,368	Crane Co	Bank of America Merrill Lynch	224,675
16,248	Crane Co	Barclays Bank	56,056
20,613	Crane Co	Goldman Sachs	159,773
30,977	Crane Co	HSBC	45,536

保有高	銘柄	取引相手	未実現評価益/ (損) (米ドル)
	米国(続き)		
27,030	Crane Co	Morgan Stanley	93,253
(3,835)	Crawford & Co 'A'	Bank of America Merrill Lynch	(2,339)
(10,745)	Crawford & Co 'A'	Barclays Bank	(2,686)
(2,400)	Crawford & Co 'A'	Goldman Sachs	(1,464)
(2,841)	Crawford & Co 'A'	HSBC	(568)
(3,304)	Crawford & Co 'B'	Bank of America Merrill Lynch	(2,759)
(10,912)	Crawford & Co 'B'	Goldman Sachs	(9,112)
(200)	Crawford & Co 'B'	Morgan Stanley	(55)
(41)	Credicorp Ltd	Bank of America Merrill Lynch	(149)
3,320	Credicorp Ltd	Bank of America Merrill Lynch	12,052
989	Credicorp Ltd	Goldman Sachs	3,759
569	Credicorp Ltd	HSBC	1,387
(2,511)	Credicorp Ltd	HSBC	14,221
(6,676)	Credicorp Ltd	Morgan Stanley	(31,845)
980	Credicorp Ltd	Morgan Stanley	4,675
(2,479)	Credit Acceptance Corp	Barclays Bank	(66,090)
(734)	Credit Acceptance Corp	Goldman Sachs	(34,960)
(1,337)	Cree Inc	Bank of America Merrill Lynch	(13,958)
(5,236)	Cree Inc	Barclays Bank	(7,645)
(16,218)	Cree Inc	Goldman Sachs	(169,316)
(14,716)	Cree Inc	HSBC	(96,243)
(10,109)	Cree Inc	Morgan Stanley	(14,759)
8,515	Crinetics Pharmaceuticals Inc	Bank of America Merrill Lynch	(29,717)
1,422	Crinetics Pharmaceuticals Inc	Goldman Sachs	(4,963)
12,081	Crinetics Pharmaceuticals Inc	HSBC	(19,450)
19,716	Crinetics Pharmaceuticals Inc	Morgan Stanley	(42,389)
(1,193)	CRISPR Therapeutics AG	Bank of America Merrill Lynch	(2,326)
(1,971)	CRISPR Therapeutics AG	Barclays Bank	13,600
(3,892)	CRISPR Therapeutics AG	Goldman Sachs	(6,095)
(2,549)	CRISPR Therapeutics AG	HSBC	(23,451)
(4,572)	CRISPR Therapeutics AG	Morgan Stanley	31,547
9,611	Crocs Inc	HSBC	33,735
35,587	Crocs Inc	Morgan Stanley	64,412
(51,822)	Cross Country Healthcare Inc	Bank of America Merrill Lynch	(43,530)
(3,748)	Cross Country Healthcare Inc	Morgan Stanley	(225)
(9,661)	CrossFirst Bankshares Inc	Barclays Bank	1,159
(38,325)	CrossFirst Bankshares Inc	Goldman Sachs	(37,175)
(137)	CrossFirst Bankshares Inc	HSBC	22
(6,607)	CrossFirst Bankshares Inc	Morgan Stanley	793
(2,136)	CrowdStrike Holdings Inc 'A'	Bank of America Merrill Lynch	(9,205)
(1,361)	CrowdStrike Holdings Inc 'A'	Barclays Bank	(1,007)
(2,256)	CrowdStrike Holdings Inc 'A'	Goldman Sachs	(13,130)
(2,039)	CrowdStrike Holdings Inc 'A'	HSBC	(12,764)
(1,599)	CrowdStrike Holdings Inc 'A'	Morgan Stanley	(1,183)
3,714	Crown Castle International Corp (REIT)	Bank of America Merrill Lynch	68,635

保有高	銘柄	取引相手	未実現評価益/ (損) (米ドル)
	米国(続き)		
936	Crown Castle International Corp (REIT)	Barclays Bank	11,625
(687)	Crown Castle International Corp (REIT)	Goldman Sachs	(12,696)
728	Crown Castle International Corp (REIT)	Goldman Sachs	13,453
(8,618)	Crown Castle International Corp (REIT)	HSBC	(94,109)
2,537	Crown Castle International Corp (REIT)	HSBC	31,990
(8,501)	Crown Castle International Corp (REIT)	Morgan Stanley	(105,582)
1,509	Crown Castle International Corp (REIT)	Morgan Stanley	18,742
(8,770)	Crown Holdings Inc	Bank of America Merrill Lynch	(48,323)
(10,760)	Crown Holdings Inc	Barclays Bank	(30,236)
(15,615)	Crown Holdings Inc	Goldman Sachs	(72,724)
(28,580)	Crown Holdings Inc	HSBC	(65,329)
(19,535)	Crown Holdings Inc	Morgan Stanley	(54,894)
(3,465)	CryoLife Inc	Bank of America Merrill Lynch	(1,733)
(10,088)	CryoLife Inc	Barclays Bank	2,118
(8,393)	CryoLife Inc	Goldman Sachs	(4,197)
(5,902)	CryoLife Inc	HSBC	(672)
(16,175)	CryoLife Inc	Morgan Stanley	3,397
(56,606)	CryoPort Inc	Barclays Bank	(83,211)
(589)	CryoPort Inc	HSBC	(2,038)
20,981	CSG Systems International Inc	Bank of America Merrill Lynch	59,376
7,491	CSG Systems International Inc	Barclays Bank	300
3,070	CSG Systems International Inc	Goldman Sachs	7,737
30,237	CSG Systems International Inc	Morgan Stanley	1,209
(2,334)	CSW Industrials Inc	Bank of America Merrill Lynch	(20,867)
(5,952)	CSW Industrials Inc	Barclays Bank	(34,938)
(14,049)	CSW Industrials Inc	Goldman Sachs	(128,717)
(7,235)	CSW Industrials Inc	HSBC	(39,575)
(10,459)	CSW Industrials Inc	Morgan Stanley	(61,394)
(2,604)	CSX Corp	Bank of America Merrill Lynch	(22,446)
(1,971)	CSX Corp	Barclays Bank	2,396
(12,148)	CSX Corp	Goldman Sachs	(104,716)
(19,581)	CSX Corp	HSBC	(88,310)
(18,480)	CSX Corp	Morgan Stanley	(38,624)
2,012	CTO Realty Growth Inc	Bank of America Merrill Lynch	9,778
1,927	CTO Realty Growth Inc	Barclays Bank	5,029
7,307	CTO Realty Growth Inc	Goldman Sachs	35,512
2,667	CTO Realty Growth Inc	HSBC	(987)
5,918	CTO Realty Growth Inc	Morgan Stanley	15,446
(46,831)	CTS Corp	Bank of America Merrill Lynch	(118,482)
(17,127)	CTS Corp	Goldman Sachs	(43,331)
(1,230)	CTS Corp	HSBC	1,021
(15,292)	CTS Corp	Morgan Stanley	(7,646)
6,557	CubeSmart (REIT)	Bank of America Merrill Lynch	30,293
(8,372)	CubeSmart (REIT)	Bank of America Merrill Lynch	(38,679)
15,569	CubeSmart (REIT)	Barclays Bank	39,857

保有高	銘柄	取引相手	未実現評価益/ (損) (米ドル)
	米国(続き)		
(3,545)	CubeSmart (REIT)	Barclays Bank	(9,075)
6,766	CubeSmart (REIT)	Goldman Sachs	31,259
(5,117)	CubeSmart (REIT)	Goldman Sachs	(19,204)
4,236	CubeSmart (REIT)	HSBC	5,719
33,089	CubeSmart (REIT)	Morgan Stanley	84,708
(21,979)	CubeSmart (REIT)	Morgan Stanley	(56,266)
(1,348)	Cubic Corp	Bank of America Merrill Lynch	(5,778)
(6,500)	Cubic Corp	Barclays Bank	(17,875)
(4,884)	Cubic Corp	Goldman Sachs	(39,365)
(7,543)	Cubic Corp	HSBC	(20,668)
(23,698)	Cubic Corp	Morgan Stanley	(65,170)
4,874	Cue Biopharma Inc	Bank of America Merrill Lynch	4,460
11,940	Cue Biopharma Inc	HSBC	(6,715)
1,294	Cullen/Frost Bankers Inc	Bank of America Merrill Lynch	7,028
1,083	Cullen/Frost Bankers Inc	Barclays Bank	6,601
(7,543)	Cullen/Frost Bankers Inc	Barclays Bank	(45,975)
4,314	Cullen/Frost Bankers Inc	Goldman Sachs	44,887
10,990	Cullen/Frost Bankers Inc	HSBC	65,295
1,550	Cullen/Frost Bankers Inc	Morgan Stanley	7,012
(6,766)	Cullen/Frost Bankers Inc	Morgan Stanley	(41,239)
17,241	Culp Inc	Barclays Bank	31,723
16,792	Culp Inc	Goldman Sachs	42,652
23,253	Culp Inc	HSBC	43,948
13,594	Culp Inc	Morgan Stanley	25,013
9,122	Cumberland Pharmaceuticals Inc	Morgan Stanley	(1,961)
(1,846)	Cummins Inc	Bank of America Merrill Lynch	(24,275)
(8,364)	Cummins Inc	Barclays Bank	(115,005)
(8,462)	Cummins Inc	Goldman Sachs	(111,275)
(13,847)	Cummins Inc	HSBC	(113,843)
(17,108)	Cummins Inc	Morgan Stanley	(235,235)
(19,730)	Cumulus Media Inc 'A'	Bank of America Merrill Lynch	(45,182)
(8,562)	Cumulus Media Inc 'A'	Barclays Bank	(11,816)
(8,657)	Cumulus Media Inc 'A'	Goldman Sachs	(19,825)
(4,305)	Cumulus Media Inc 'A'	HSBC	(6,759)
15,930	Curis Inc	Bank of America Merrill Lynch	1,139
14,576	Curis Inc	Goldman Sachs	1,042
19,593	Curis Inc	Morgan Stanley	392
6,200	Curo Group Holdings Corp	Bank of America Merrill Lynch	4,836
4,339	Curo Group Holdings Corp	Barclays Bank	1,041
3,789	Curo Group Holdings Corp	HSBC	(682)
3,670	Curo Group Holdings Corp	Morgan Stanley	881
7,841	Curtiss-Wright Corp	Bank of America Merrill Lynch	84,511
10,741	Curtiss-Wright Corp	Barclays Bank	71,698
22,898	Curtiss-Wright Corp	Goldman Sachs	332,250
11,006	Curtiss-Wright Corp	HSBC	29,321

保有高	銘柄	取引相手	未実現評価益/ (損) (米ドル)
	米国(続き)		
14,126	Curtiss-Wright Corp	Morgan Stanley	111,878
(10,380)	Cushman & Wakefield Plc	Goldman Sachs	(11,833)
(30,006)	Cushman & Wakefield Plc	HSBC	20,668
(130,019)	Cushman & Wakefield Plc	Morgan Stanley	(109,216)
4,137	Customers Bancorp Inc	Barclays Bank	2,317
(8,938)	Cutera Inc	Bank of America Merrill Lynch	(12,424)
(4,448)	Cutera Inc	Barclays Bank	(4,359)
(1,683)	Cutera Inc	Goldman Sachs	(2,339)
(1,533)	Cutera Inc	HSBC	(1,502)
(10,593)	Cutera Inc	Morgan Stanley	(10,381)
(35,362)	CVB Financial Corp	Bank of America Merrill Lynch	(92,825)
(54,247)	CVB Financial Corp	Barclays Bank	(73,234)
(69,051)	CVB Financial Corp	Goldman Sachs	(173,637)
(76,778)	CVB Financial Corp	HSBC	3,839
(27,630)	CVB Financial Corp	Morgan Stanley	(37,301)
(769)	CVR Energy Inc	Bank of America Merrill Lynch	(1,853)
(5,259)	CVR Energy Inc	Barclays Bank	(263)
2,829	CVR Energy Inc	Barclays Bank	141
(1,722)	CVR Energy Inc	Goldman Sachs	(4,150)
(2,413)	CVR Energy Inc	HSBC	2,630
16,881	CVR Energy Inc	HSBC	(18,400)
17,139	CVR Energy Inc	Morgan Stanley	857
693	CVS Health Corp	Goldman Sachs	1,850
8,081	CVS Health Corp	HSBC	22,142
34,001	CVS Health Corp	Morgan Stanley	86,023
5,289	CyberArk Software Ltd	Goldman Sachs	(3,816)
(1,451)	CyberOptics Corp	Bank of America Merrill Lynch	(4,222)
(14,350)	CyberOptics Corp	Goldman Sachs	(41,759)
(816)	CyberOptics Corp	HSBC	(1,827)
(8,622)	CyberOptics Corp	Morgan Stanley	(5,001)
(19,840)	Cyclerion Therapeutics Inc	Barclays Bank	6,746
(21,284)	Cyclerion Therapeutics Inc	Goldman Sachs	(2,128)
(14,484)	Cyclerion Therapeutics Inc	HSBC	3,186
(54,123)	Cyclerion Therapeutics Inc	Morgan Stanley	18,402
(48,589)	Cymabay Therapeutics Inc	Bank of America Merrill Lynch	10,690
(32,688)	Cymabay Therapeutics Inc	Barclays Bank	981
(61,745)	Cymabay Therapeutics Inc	Goldman Sachs	13,584
(4,779)	Cymabay Therapeutics Inc	HSBC	(9,797)
4	CyrusOne Inc (REIT)	Bank of America Merrill Lynch	16
6,439	CyrusOne Inc (REIT)	Goldman Sachs	25,692
551	CyrusOne Inc (REIT)	HSBC	(105)
6,794	CyrusOne Inc (REIT)	Morgan Stanley	1,323
(4,080)	Cytokinetics Inc	Goldman Sachs	5,426
(4,010)	Cytokinetics Inc	HSBC	(18,266)
(20,561)	Cytokinetics Inc	Morgan Stanley	32,898

保有高	銘柄	取引相手	未実現評価益/ (損) (米ドル)
	米国(続き)		
6,173	CytomX Therapeutics Inc	Barclays Bank	(1,235)
11,936	CytomX Therapeutics Inc	HSBC	(61,590)
16,668	CytomX Therapeutics Inc	Morgan Stanley	(3,334)
(43,877)	CytoSorbents Corp	Barclays Bank	29,398
(8,756)	CytoSorbents Corp	Goldman Sachs	4,991
(3,901)	CytoSorbents Corp	Morgan Stanley	2,614
88	Daily Journal Corp	Bank of America Merrill Lynch	656
88	Daily Journal Corp	Barclays Bank	913
60	Daily Journal Corp	Goldman Sachs	447
3,263	Daily Journal Corp	HSBC	53,024
841	Daily Journal Corp	Morgan Stanley	8,730
15,876	Daktronics Inc	Bank of America Merrill Lynch	8,256
72,448	Daktronics Inc	Barclays Bank	2,173
44,140	Daktronics Inc	Goldman Sachs	22,953
71,699	Daktronics Inc	HSBC	(2,868)
55,929	Daktronics Inc	Morgan Stanley	1,678
2,543	Dana Inc	Bank of America Merrill Lynch	2,574
(32,702)	Dana Inc	Bank of America Merrill Lynch	(97,452)
23,652	Dana Inc	Barclays Bank	22,942
(16,624)	Dana Inc	Barclays Bank	(16,125)
(73,888)	Dana Inc	Goldman Sachs	(220,186)
24,062	Dana Inc	Goldman Sachs	71,705
14,112	Dana Inc	HSBC	24,080
(16,903)	Dana Inc	HSBC	(29,749)
36,619	Dana Inc	Morgan Stanley	35,521
(14,754)	Dana Inc	Morgan Stanley	(14,311)
(2,563)	Danaher Corp	Bank of America Merrill Lynch	(4,229)
(3,329)	Danaher Corp	Barclays Bank	(24,102)
(16,344)	Danaher Corp	HSBC	(66,520)
4,004	Danaher Corp	HSBC	25,348
(7,089)	Danaher Corp	Morgan Stanley	(51,324)
15,036	Danaher Corp	Morgan Stanley	108,861
4,187	Darden Restaurants Inc	Bank of America Merrill Lynch	7,551
2,633	Darden Restaurants Inc	Barclays Bank	6,714
4,067	Darden Restaurants Inc	Goldman Sachs	27,387
(3,895)	Darden Restaurants Inc	HSBC	(13,477)
6,428	Darden Restaurants Inc	Morgan Stanley	10,183
(2,174)	Darden Restaurants Inc	Morgan Stanley	(5,544)
(12,316)	Darling Ingredients Inc	Bank of America Merrill Lynch	(33,376)
(6,247)	Darling Ingredients Inc	Barclays Bank	(6,809)
(34,371)	Darling Ingredients Inc	Goldman Sachs	(81,275)
(62,924)	Darling Ingredients Inc	HSBC	(56,632)
(92,801)	Darling Ingredients Inc	Morgan Stanley	(97,263)
3,232	DASAN Zhone Solutions Inc	HSBC	2,424
8,866	DASAN Zhone Solutions Inc	Morgan Stanley	16,757

保有高	銘柄	取引相手	未実現評価益/ (損) (米ドル)
	米国(続き)		
21,989	Daseke Inc	Bank of America Merrill Lynch	22,869
33,242	Daseke Inc	Goldman Sachs	34,572
36,427	Daseke Inc	Morgan Stanley	1,093
(3,582)	Datadog Inc 'A'	Bank of America Merrill Lynch	(7,558)
(5,837)	Datadog Inc 'A'	Goldman Sachs	(12,316)
(2,819)	Datadog Inc 'A'	Morgan Stanley	10,628
(9,640)	Dave & Buster's Entertainment Inc	Bank of America Merrill Lynch	(32,680)
(19,251)	Dave & Buster's Entertainment Inc	Barclays Bank	(21,272)
(8,641)	Dave & Buster's Entertainment Inc	HSBC	(29,778)
(1,629)	DaVita Inc	Bank of America Merrill Lynch	(293)
(10,036)	DaVita Inc	Barclays Bank	(26,294)
(5,696)	DaVita Inc	Goldman Sachs	(1,025)
(10,415)	DaVita Inc	HSBC	13,852
(14,419)	DaVita Inc	Morgan Stanley	(37,778)
127,159	Dawson Geophysical Co	Morgan Stanley	(8,901)
2,452	Deciphera Pharmaceuticals Inc	Bank of America Merrill Lynch	13,143
1,218	Deciphera Pharmaceuticals Inc	Barclays Bank	(2,655)
875	Deciphera Pharmaceuticals Inc	Goldman Sachs	4,690
5,062	Deciphera Pharmaceuticals Inc	HSBC	11,845
9,017	Deciphera Pharmaceuticals Inc	Morgan Stanley	(19,657)
(1,728)	Deckers Outdoor Corp	Bank of America Merrill Lynch	(54,812)
(944)	Deckers Outdoor Corp	Barclays Bank	(5,390)
(2,367)	Deckers Outdoor Corp	Goldman Sachs	(41,822)
(8,299)	Deckers Outdoor Corp	HSBC	(296,855)
(8,375)	Deckers Outdoor Corp	Morgan Stanley	(47,821)
(171)	Deere & Co	Bank of America Merrill Lynch	(3,930)
(2,831)	Deere & Co	Barclays Bank	(23,441)
(2,553)	Deere & Co	HSBC	(30,610)
(12,374)	Deere & Co	Morgan Stanley	(102,456)
58,850	Del Taco Restaurants Inc	Bank of America Merrill Lynch	34,133
9,297	Del Taco Restaurants Inc	Barclays Bank	1,023
23,535	Del Taco Restaurants Inc	Goldman Sachs	13,650
37,015	Del Taco Restaurants Inc	HSBC	17,767
68,939	Del Taco Restaurants Inc	Morgan Stanley	7,583
5,593	Delek US Energy Inc	Bank of America Merrill Lynch	(6,103)
4,041	Delek US Energy Inc	Barclays Bank	(3,154)
9,798	Delek US Energy Inc	Goldman Sachs	(222)
8,259	Delek US Energy Inc	HSBC	(17,623)
20,037	Delek US Energy Inc	Morgan Stanley	(14,426)
9,178	Dell Technologies Inc 'C'	Bank of America Merrill Lynch	65,210
(23,384)	Dell Technologies Inc 'C'	Bank of America Merrill Lynch	(158,246)
2,758	Dell Technologies Inc 'C'	Barclays Bank	16,893
1,866	Dell Technologies Inc 'C'	Goldman Sachs	13,258
(3,823)	Dell Technologies Inc 'C'	Goldman Sachs	(20,544)
2,979	Dell Technologies Inc 'C'	HSBC	16,519

保有高	銘柄	取引相手	未実現評価益/ (損) (米ドル)
	米国(続き)		
(814)	Dell Technologies Inc 'C'	HSBC	(4,514)
8,406	Dell Technologies Inc 'C'	Morgan Stanley	51,487
(2,877)	Dell Technologies Inc 'C'	Morgan Stanley	(17,622)
9,616	Delta Air Lines Inc	Bank of America Merrill Lynch	54,811
(21,975)	Delta Air Lines Inc	Barclays Bank	(2,409)
(2,527)	Delta Air Lines Inc	HSBC	(5,484)
61,458	Delta Air Lines Inc	Morgan Stanley	135,208
(10,689)	Delta Air Lines Inc	Morgan Stanley	(23,516)
(1,936)	Delta Apparel Inc	Bank of America Merrill Lynch	(2,517)
(7,914)	Delta Apparel Inc	Barclays Bank	(17,094)
(3,730)	Delta Apparel Inc	Goldman Sachs	(4,849)
(7,807)	Delta Apparel Inc	HSBC	(312)
(17,680)	Delta Apparel Inc	Morgan Stanley	(38,189)
7,260	Deluxe Corp	Bank of America Merrill Lynch	38,914
(16,442)	Deluxe Corp	Barclays Bank	(28,280)
(15,819)	Deluxe Corp	Goldman Sachs	(84,790)
(16,999)	Deluxe Corp	HSBC	2,040
(21,620)	Deluxe Corp	Morgan Stanley	(37,187)
(9,952)	Denali Therapeutics Inc	Bank of America Merrill Lynch	(45,878)
(30,352)	Denali Therapeutics Inc	Barclays Bank	(53,251)
(1,698)	Denali Therapeutics Inc	HSBC	(5,722)
(8,686)	Denali Therapeutics Inc	Morgan Stanley	(15,721)
(17,056)	Denbury Resources Inc	Goldman Sachs	29
(24,007)	Denbury Resources Inc	HSBC	1,409
7,331	Denny's Corp	Bank of America Merrill Lynch	13,856
19,438	Denny's Corp	Barclays Bank	8,553
14,481	Denny's Corp	Goldman Sachs	27,369
18,556	Denny's Corp	HSBC	18,742
28,112	Denny's Corp	Morgan Stanley	12,369
(1,202)	DENTSPLY SIRONA Inc	Bank of America Merrill Lynch	(10,025)
(4,890)	DENTSPLY SIRONA Inc	Barclays Bank	(18,631)
(22,724)	DENTSPLY SIRONA Inc	Goldman Sachs	(189,518)
3,370	DENTSPLY SIRONA Inc	Goldman Sachs	28,106
(4,646)	DENTSPLY SIRONA Inc	HSBC	(25,088)
(4,594)	DENTSPLY SIRONA Inc	Morgan Stanley	(17,503)
11,872	DENTSPLY SIRONA Inc	Morgan Stanley	45,232
(11,825)	Dermtech Inc	Barclays Bank	16,673
(38,297)	Designer Brands Inc 'A'	Bank of America Merrill Lynch	(64,339)
(36,040)	Designer Brands Inc 'A'	Goldman Sachs	(60,547)
(42,107)	Designer Brands Inc 'A'	HSBC	(37,373)
(35,620)	Designer Brands Inc 'A'	Morgan Stanley	(37,757)
(24,479)	Despegar.com Corp	Morgan Stanley	(10,771)
(79,454)	Deutsche Bank AG	Bank of America Merrill Lynch	(161,292)
(29,667)	Deutsche Bank AG	Morgan Stanley	(34,117)
3,540	Devon Energy Corp	Bank of America Merrill Lynch	(2,832)

保有高	銘柄	取引相手	未実現評価益/ (損) (米ドル)
	米国(続き)		
(47,917)	Devon Energy Corp	Bank of America Merrill Lynch	62,557
40,913	Devon Energy Corp	Barclays Bank	(40,504)
24,191	Devon Energy Corp	Goldman Sachs	(19,353)
(26,631)	Devon Energy Corp	Goldman Sachs	34,703
39,382	Devon Energy Corp	HSBC	(61,042)
(3,847)	Devon Energy Corp	HSBC	2,672
34,508	Devon Energy Corp	Morgan Stanley	(34,163)
381	DexCom Inc	Bank of America Merrill Lynch	(18,185)
(1,503)	DexCom Inc	Bank of America Merrill Lynch	69,821
771	DexCom Inc	HSBC	(24,573)
(278)	DexCom Inc	HSBC	9,610
(176)	DexCom Inc	Morgan Stanley	6,204
(31,054)	DHI Group Inc	Barclays Bank	5,900
(22,836)	DHI Group Inc	Goldman Sachs	5,024
(7,065)	DHI Group Inc	HSBC	1,908
(21,654)	DHI Group Inc	Morgan Stanley	4,114
6,298	DHT Holdings Inc	HSBC	(4,975)
30,874	DHT Holdings Inc	Morgan Stanley	7,410
3,480	Diamond Hill Investment Group Inc	Bank of America Merrill Lynch	8,317
5,296	Diamond Hill Investment Group Inc	Barclays Bank	2,012
1,691	Diamond Hill Investment Group Inc	Goldman Sachs	4,041
3,429	Diamond Hill Investment Group Inc	HSBC	(9,361)
3,195	Diamond Hill Investment Group Inc	Morgan Stanley	1,214
15,820	Diamond Offshore Drilling Inc	Bank of America Merrill Lynch	1,172
14,039	Diamond Offshore Drilling Inc	Goldman Sachs	1,040
(12,563)	Diamond S Shipping Inc	Barclays Bank	(7,412)
(16,927)	Diamond S Shipping Inc	Goldman Sachs	(15,775)
(6,807)	Diamond S Shipping Inc	HSBC	(498)
(2,209)	Diamond S Shipping Inc	Morgan Stanley	(1,303)
(2,577)	Diamondback Energy Inc	Bank of America Merrill Lynch	(9,226)
(1,000)	Diamondback Energy Inc	Barclays Bank	580
3,767	Diamondback Energy Inc	Barclays Bank	(2,185)
(4,522)	Diamondback Energy Inc	Goldman Sachs	(16,189)
1,586	Diamondback Energy Inc	Goldman Sachs	(165)
(2,356)	Diamondback Energy Inc	HSBC	(660)
10,811	Diamondback Energy Inc	HSBC	3,549
(8,188)	Diamondback Energy Inc	Morgan Stanley	4,749
1,308	Diamondback Energy Inc	Morgan Stanley	(759)
144,470	DiamondRock Hospitality Co (REIT)	HSBC	51,287
30,993	DiamondRock Hospitality Co (REIT)	Morgan Stanley	4,184
(8,568)	Dicerna Pharmaceuticals Inc	Barclays Bank	19,192
(6,886)	Dicerna Pharmaceuticals Inc	Goldman Sachs	5,578
(18,853)	Dicerna Pharmaceuticals Inc	HSBC	(377)
(28,668)	Dicerna Pharmaceuticals Inc	Morgan Stanley	64,216
1,700	Dick 's Sporting Goods Inc	Barclays Bank	4,811

保有高	銘柄	取引相手	未実現評価益/ (損) (米ドル)
	米国(続き)		
4,192	Dick's Sporting Goods Inc	Goldman Sachs	29,889
8,052	Dick's Sporting Goods Inc	HSBC	41,146
6,171	Dick's Sporting Goods Inc	Morgan Stanley	17,464
(777)	Dick's Sporting Goods Inc	Morgan Stanley	(2,199)
(13,060)	Diebold Nixdorf Inc	Bank of America Merrill Lynch	(7,183)
(7,857)	Diebold Nixdorf Inc	Barclays Bank	1,257
(1,663)	Diebold Nixdorf Inc	Goldman Sachs	(915)
(3,835)	Diebold Nixdorf Inc	HSBC	422
(45,054)	Diebold Nixdorf Inc	Morgan Stanley	7,209
(15,657)	Digi International Inc	Barclays Bank	3,836
(15,289)	Digi International Inc	Goldman Sachs	(4,892)
(2,070)	Digi International Inc	HSBC	2,774
(2,150)	Digi International Inc	Morgan Stanley	527
(4,532)	Digimarc Corp	Bank of America Merrill Lynch	(6,209)
(1,694)	Digimarc Corp	Barclays Bank	(1,372)
(18,802)	Digimarc Corp	Goldman Sachs	(25,759)
(5,840)	Digimarc Corp	HSBC	(1,226)
(4,059)	Digimarc Corp	Morgan Stanley	(3,288)
409	Digital Realty Trust Inc (REIT)	Barclays Bank	3,297
(1,758)	Digital Realty Trust Inc (REIT)	Barclays Bank	(14,169)
782	Digital Realty Trust Inc (REIT)	Goldman Sachs	10,244
(294)	Digital Realty Trust Inc (REIT)	Goldman Sachs	(3,851)
(423)	Digital Realty Trust Inc (REIT)	HSBC	503
1,002	Digital Realty Trust Inc (REIT)	Morgan Stanley	8,076
(1,410)	Digital Realty Trust Inc (REIT)	Morgan Stanley	(8,287)
(88,944)	Digital Turbine Inc	Barclays Bank	(21,347)
(39,947)	Digital Turbine Inc	HSBC	(23,968)
(7,801)	Digital Turbine Inc	Morgan Stanley	(1,872)
1,137	Dillard's Inc 'A'	Bank of America Merrill Lynch	4,116
2,745	Dillard's Inc 'A'	Barclays Bank	6,286
4,165	Dillard's Inc 'A'	Goldman Sachs	15,077
4,354	Dillard's Inc 'A'	HSBC	5,268
1,624	Dillard's Inc 'A'	Morgan Stanley	3,719
(18,353)	Dime Community Bancshares Inc	Bank of America Merrill Lynch	(30,869)
(40,733)	Dime Community Bancshares Inc	Barclays Bank	(39,918)
(28,260)	Dime Community Bancshares Inc	Goldman Sachs	(49,172)
(26,484)	Dime Community Bancshares Inc	HSBC	(2,530)
(27,138)	Dime Community Bancshares Inc	Morgan Stanley	(26,595)
(3,396)	Dine Brands Global Inc	Goldman Sachs	(33,994)
(10,056)	Dine Brands Global Inc	HSBC	(66,738)
(7,496)	Dine Brands Global Inc	Morgan Stanley	(20,989)
(9,964)	Diodes Inc	Bank of America Merrill Lynch	(47,374)
(17,468)	Diodes Inc	Barclays Bank	(11,703)
(22,376)	Diodes Inc	Goldman Sachs	(100,996)
(8,902)	Diodes Inc	HSBC	14,778

保有高	銘柄	取引相手	未実現評価益/ (損) (米ドル)
	米国(続き)		
(11,512)	Diodes Inc	Morgan Stanley	(7,713)
(3,078)	Discover Financial Services	Bank of America Merrill Lynch	(30,527)
5,404	Discover Financial Services	Bank of America Merrill Lynch	51,474
9,741	Discover Financial Services	Barclays Bank	81,045
(1,170)	Discover Financial Services	HSBC	(7,102)
7,308	Discover Financial Services	HSBC	45,953
(12,479)	Discover Financial Services	Morgan Stanley	(103,825)
7,754	Discovery Inc 'A'	Bank of America Merrill Lynch	8,684
20,168	Discovery Inc 'A'	Barclays Bank	26,118
10,574	Discovery Inc 'A'	HSBC	5,340
34,022	Discovery Inc 'A'	Morgan Stanley	44,058
(15,132)	DISH Network Corp 'A'	Barclays Bank	(18,915)
19,363	DISH Network Corp 'A'	HSBC	98,364
(17,751)	DISH Network Corp 'A'	HSBC	(90,175)
20,942	DISH Network Corp 'A'	Morgan Stanley	26,178
(24,764)	Diversified Healthcare Trust (REIT)	Bank of America Merrill Lynch	(28,602)
(28,486)	Diversified Healthcare Trust (REIT)	Barclays Bank	(21,934)
(40,002)	Diversified Healthcare Trust (REIT)	Goldman Sachs	(46,202)
(21,853)	Diversified Healthcare Trust (REIT)	HSBC	(8,741)
(86,154)	Diversified Healthcare Trust (REIT)	Morgan Stanley	(66,339)
(7,305)	DMC Global Inc	Bank of America Merrill Lynch	(28,124)
(4,151)	DMC Global Inc	Barclays Bank	(4,400)
(16,682)	DMC Global Inc	Goldman Sachs	(64,226)
(4,624)	DMC Global Inc	HSBC	(9,618)
2,045	DocuSign Inc	Bank of America Merrill Lynch	22,188
4,499	DocuSign Inc	Goldman Sachs	16,352
282	DocuSign Inc	HSBC	3,443
7,958	DocuSign Inc	Morgan Stanley	31,421
(2,455)	Dolby Laboratories Inc 'A'	Bank of America Merrill Lynch	(16,669)
(28)	Dolby Laboratories Inc 'A'	Barclays Bank	(47)
(11,819)	Dolby Laboratories Inc 'A'	Goldman Sachs	(80,251)
(20,536)	Dolby Laboratories Inc 'A'	HSBC	(48,465)
(28,033)	Dolby Laboratories Inc 'A'	Morgan Stanley	(47,095)
1,852	Dollar General Corp	Bank of America Merrill Lynch	16,001
6,071	Dollar General Corp	Barclays Bank	70,910
5,852	Dollar General Corp	Goldman Sachs	50,561
4,608	Dollar General Corp	HSBC	61,365
9,186	Dollar General Corp	Morgan Stanley	107,292
(23,422)	Dollar Tree Inc	Bank of America Merrill Lynch	(258,281)
(6,077)	Dollar Tree Inc	Barclays Bank	(90,365)
(4,242)	Dollar Tree Inc	Goldman Sachs	(91,203)
(4,722)	Dollar Tree Inc	HSBC	(87,451)
(3,073)	Dollar Tree Inc	Morgan Stanley	(45,696)
(17,036)	Dominion Energy Inc	Bank of America Merrill Lynch	(80,893)
(3,569)	Dominion Energy Inc	Barclays Bank	(9,525)

保有高	銘柄	取引相手	未実現評価益/ (損) (米ドル)
	米国(続き)		
(18,127)	Dominion Energy Inc	Goldman Sachs	(86,390)
(19,694)	Dominion Energy Inc	HSBC	(96,501)
(55,722)	Dominion Energy Inc	Morgan Stanley	(155,464)
2,213	Domino's Pizza Inc	Bank of America Merrill Lynch	(5,124)
2,197	Domino's Pizza Inc	Barclays Bank	2,593
(2,345)	Domo Inc 'B'	HSBC	(8,208)
(8,942)	Domo Inc 'B'	Morgan Stanley	6,170
1,635	Domtar Corp	Bank of America Merrill Lynch	1,390
3,197	Domtar Corp	Barclays Bank	1,567
45,812	Domtar Corp	Morgan Stanley	22,448
8,818	Donaldson Co Inc	Bank of America Merrill Lynch	44,531
17,216	Donaldson Co Inc	Barclays Bank	35,465
20,874	Donaldson Co Inc	Goldman Sachs	105,414
19,966	Donaldson Co Inc	HSBC	50,514
20,739	Donaldson Co Inc	Morgan Stanley	42,723
(3,889)	Donegal Group Inc 'A'	Bank of America Merrill Lynch	(3,850)
(29,920)	Donegal Group Inc 'A'	Barclays Bank	(898)
(5,997)	Donegal Group Inc 'A'	Goldman Sachs	(5,937)
(8,184)	Donegal Group Inc 'A'	HSBC	(3,818)
(6,775)	Donegal Group Inc 'A'	Morgan Stanley	(203)
2,939	Donnelley Financial Solutions Inc	Bank of America Merrill Lynch	3,968
31,032	Donnelley Financial Solutions Inc	Barclays Bank	24,826
14,835	Donnelley Financial Solutions Inc	Goldman Sachs	20,027
3,191	Donnelley Financial Solutions Inc	HSBC	511
40,906	Donnelley Financial Solutions Inc	Morgan Stanley	32,725
24,470	Dorian LPG Ltd	Barclays Bank	7,586
10,059	Dorian LPG Ltd	Goldman Sachs	6,136
9,735	Dorian LPG Ltd	HSBC	(3,991)
7,004	Dorian LPG Ltd	Morgan Stanley	2,171
(1,008)	Dorman Products Inc	Bank of America Merrill Lynch	1,597
1,994	Dorman Products Inc	Bank of America Merrill Lynch	140
(433)	Dorman Products Inc	Barclays Bank	156
4,732	Dorman Products Inc	Barclays Bank	(1,704)
5,408	Dorman Products Inc	Goldman Sachs	379
(593)	Dorman Products Inc	Goldman Sachs	216
(1,682)	Dorman Products Inc	HSBC	(4,603)
3,165	Dorman Products Inc	HSBC	11,172
(5,174)	Dorman Products Inc	Morgan Stanley	1,863
1,004	Dorman Products Inc	Morgan Stanley	(361)
13,200	Douglas Dynamics Inc	Bank of America Merrill Lynch	76,692
4,207	Douglas Dynamics Inc	Barclays Bank	9,718
11,685	Douglas Dynamics Inc	Goldman Sachs	67,890
11,887	Douglas Dynamics Inc	HSBC	39,566
10,266	Douglas Dynamics Inc	Morgan Stanley	23,714
55,716	Douglas Emmett Inc (REIT)	Bank of America Merrill Lynch	225,093

保有高	銘柄	取引相手	未実現評価益/ (損) (米ドル)
	米国(続き)		
16,429	Douglas Emmett Inc (REIT)	Barclays Bank	27,272
25,964	Douglas Emmett Inc (REIT)	Goldman Sachs	104,894
45,236	Douglas Emmett Inc (REIT)	HSBC	(6,772)
68,008	Douglas Emmett Inc (REIT)	Morgan Stanley	112,893
(4,689)	Dova Pharmaceuticals Inc*	HSBC	(2,532)
(13,309)	Dover Corp	Bank of America Merrill Lynch	(155,848)
(5,959)	Dover Corp	Barclays Bank	(40,998)
(25,489)	Dover Corp	Goldman Sachs	(298,476)
(21,212)	Dover Corp	HSBC	(93,757)
(15,450)	Dover Corp	Morgan Stanley	(106,296)
(39,653)	Dow Inc	Barclays Bank	(89,616)
(15,332)	Dow Inc	Goldman Sachs	(62,603)
(5,354)	Dow Inc	HSBC	(21,684)
(37,125)	Dow Inc	Morgan Stanley	(83,902)
15,517	DR Horton Inc	Bank of America Merrill Lynch	140,584
(59,020)	DR Horton Inc	Barclays Bank	(130,434)
11,441	DR Horton Inc	Goldman Sachs	103,655
19,664	DR Horton Inc	HSBC	131,356
25,613	DR Horton Inc	Morgan Stanley	56,605
(15,031)	DR Horton Inc	Morgan Stanley	(33,219)
1,474	DraftKings Inc 'A'	Bank of America Merrill Lynch	13,546
2,127	DraftKings Inc 'A'	Goldman Sachs	20,144
10,871	DraftKings Inc 'A'	HSBC	138,053
30,372	DraftKings Inc 'A'	Morgan Stanley	279,088
4,992	Dril-Quip Inc	Bank of America Merrill Lynch	19,469
3,185	Dril-Quip Inc	Barclays Bank	7,007
2,339	Dril-Quip Inc	Goldman Sachs	9,122
(3,784)	Dril-Quip Inc	Goldman Sachs	(14,758)
(3,686)	Dril-Quip Inc	HSBC	(5,345)
958	Dril-Quip Inc	HSBC	1,389
(2,900)	Dril-Quip Inc	Morgan Stanley	(6,380)
831	Dril-Quip Inc	Morgan Stanley	1,828
(55,186)	Drive Shack Inc	Bank of America Merrill Lynch	(38,078)
(8,700)	Drive Shack Inc	Barclays Bank	1,740
(91,890)	Drive Shack Inc	Goldman Sachs	(63,404)
(12,083)	Drive Shack Inc	HSBC	(6,525)
(61,008)	Drive Shack Inc	Morgan Stanley	12,202
(14,109)	Dropbox Inc 'A'	Bank of America Merrill Lynch	1,270
(21,045)	Dropbox Inc 'A'	Barclays Bank	(2,006)
27,477	Dropbox Inc 'A'	Goldman Sachs	(2,473)
(2,093)	Dropbox Inc 'A'	Goldman Sachs	188
(6,455)	Dropbox Inc 'A'	HSBC	(5,414)
6,626	Dropbox Inc 'A'	Morgan Stanley	4,075
(1,763)	Dropbox Inc 'A'	Morgan Stanley	(1,084)
4,965	DSP Group Inc	Bank of America Merrill Lynch	4,022

保有高	銘柄	取引相手	未実現評価益/ (損) (米ドル)
	米国(続き)		
26,752	DSP Group Inc	Barclays Bank	2,140
26,525	DSP Group Inc	Goldman Sachs	21,485
38,485	DSP Group Inc	HSBC	33,097
34,404	DSP Group Inc	Morgan Stanley	2,752
2,252	DTE Energy Co	Bank of America Merrill Lynch	20,043
(12,395)	DTE Energy Co	Bank of America Merrill Lynch	(55,412)
4,846	DTE Energy Co	Barclays Bank	20,014
(7,369)	DTE Energy Co	Barclays Bank	(26,427)
3,533	DTE Energy Co	Goldman Sachs	31,444
(2,232)	DTE Energy Co	Goldman Sachs	(1,166)
14,479	DTE Energy Co	HSBC	72,250
21,157	DTE Energy Co	Morgan Stanley	87,378
(7,477)	Ducommun Inc	Bank of America Merrill Lynch	(42,395)
(7,218)	Ducommun Inc	Barclays Bank	(4,042)
(1,482)	Ducommun Inc	Goldman Sachs	(8,403)
(1,993)	Ducommun Inc	Morgan Stanley	(1,116)
(20,002)	Duke Energy Corp	Bank of America Merrill Lynch	(76,807)
(73,323)	Duke Energy Corp	Barclays Bank	(131,981)
(11,072)	Duke Energy Corp	HSBC	(35,984)
(29,450)	Duke Energy Corp	Morgan Stanley	(53,010)
(9,599)	Duke Realty Corp (REIT)	Bank of America Merrill Lynch	(37,148)
(16,349)	Duke Realty Corp (REIT)	Barclays Bank	(23,216)
29,859	Duke Realty Corp (REIT)	Barclays Bank	42,400
(21,166)	Duke Realty Corp (REIT)	Goldman Sachs	(81,912)
15,167	Duke Realty Corp (REIT)	Goldman Sachs	24,226
(6,085)	Duke Realty Corp (REIT)	HSBC	(4,746)
1,431	Duke Realty Corp (REIT)	HSBC	616
(34,640)	Duke Realty Corp (REIT)	Morgan Stanley	(49,189)
4,939	Duke Realty Corp (REIT)	Morgan Stanley	(200)
14,039	Duluth Holdings Inc 'B'	Barclays Bank	1,825
14,897	Duluth Holdings Inc 'B'	Goldman Sachs	16,759
35,509	Duluth Holdings Inc 'B'	HSBC	14,914
35,194	Duluth Holdings Inc 'B'	Morgan Stanley	4,575
858	Dunkin' Brands Group Inc	Bank of America Merrill Lynch	251
(21,506)	Dunkin' Brands Group Inc	Bank of America Merrill Lynch	(36,990)
331	Dunkin' Brands Group Inc	Barclays Bank	116
(695)	Dunkin' Brands Group Inc	Goldman Sachs	498
3,943	Dunkin' Brands Group Inc	HSBC	(3,921)
8,139	Dunkin' Brands Group Inc	Morgan Stanley	2,849
(7,663)	DuPont de Nemours Inc	Bank of America Merrill Lynch	(30,395)
(19,576)	DuPont de Nemours Inc	Barclays Bank	(22,317)
(29,011)	DuPont de Nemours Inc	Goldman Sachs	(97,881)
(5,704)	DuPont de Nemours Inc	HSBC	(16,541)
(31,175)	DuPont de Nemours Inc	Morgan Stanley	(34,294)
24,115	DXC Technology Co	Bank of America Merrill Lynch	(15,433)

保有高	銘柄	取引相手	未実現評価益/ (損) (米ドル)
	米国(続き)		
5,856	DXC Technology Co	Barclays Bank	(4,919)
31,259	DXC Technology Co	Goldman Sachs	(20,006)
15,283	DXC Technology Co	HSBC	(46,002)
41,235	DXC Technology Co	Morgan Stanley	(34,637)
5,242	DXP Enterprises Inc	Bank of America Merrill Lynch	19,762
5,609	DXP Enterprises Inc	Barclays Bank	10,377
15,807	DXP Enterprises Inc	Goldman Sachs	59,592
7,321	DXP Enterprises Inc	HSBC	10,762
29,533	DXP Enterprises Inc	Morgan Stanley	54,636
14,589	Dyadic International Inc	Bank of America Merrill Lynch	438
7,549	Dyadic International Inc	Barclays Bank	151
2,937	Dyadic International Inc	Goldman Sachs	88
7,962	Dyadic International Inc	Morgan Stanley	159
14,725	Dycom Industries Inc	HSBC	151,520
(8,464)	Dynatrace Inc	HSBC	(60,433)
(9,674)	Dynatrace Inc	Morgan Stanley	(13,157)
26,669	Dynavax Technologies Corp	Bank of America Merrill Lynch	17,735
12,485	Dynavax Technologies Corp	Goldman Sachs	8,303
29,805	Dynavax Technologies Corp	Morgan Stanley	2,533
(13,287)	Dynex Capital Inc (REIT)	Bank of America Merrill Lynch	(5,315)
(4,848)	Dynex Capital Inc (REIT)	Barclays Bank	436
(5,888)	Dynex Capital Inc (REIT)	Goldman Sachs	(2,355)
(50,329)	Dynex Capital Inc (REIT)	HSBC	19,423
(51,527)	Dynex Capital Inc (REIT)	Morgan Stanley	4,637
(4,287)	Eagle Bancorp Inc	Bank of America Merrill Lynch	(14,075)
(2,049)	Eagle Bancorp Inc	Barclays Bank	(2,664)
(34,506)	Eagle Bancorp Inc	Goldman Sachs	(130,806)
(13,679)	Eagle Bancorp Inc	HSBC	(485)
(39,589)	Eagle Bancorp Inc	Morgan Stanley	(51,466)
(47,421)	Eagle Bulk Shipping Inc	Barclays Bank	474
(67,829)	Eagle Bulk Shipping Inc	Goldman Sachs	(27,132)
(32,392)	Eagle Bulk Shipping Inc	Morgan Stanley	324
(6,804)	Eagle Materials Inc	Bank of America Merrill Lynch	(88,928)
(6,641)	Eagle Materials Inc	Barclays Bank	(3,984)
(9,719)	Eagle Materials Inc	Goldman Sachs	(123,031)
(7,522)	Eagle Materials Inc	HSBC	(57,147)
(30,067)	Eagle Materials Inc	Morgan Stanley	(18,041)
1,315	Eagle Pharmaceuticals Inc	Bank of America Merrill Lynch	(2,012)
3,507	Eagle Pharmaceuticals Inc	Barclays Bank	(7,154)
2,531	Eagle Pharmaceuticals Inc	Goldman Sachs	(3,872)
7,621	Eagle Pharmaceuticals Inc	HSBC	(30,408)
637	Eagle Pharmaceuticals Inc	Morgan Stanley	(1,299)
(58,469)	Earthstone Energy Inc 'A'	Bank of America Merrill Lynch	(42,682)
(9,210)	Earthstone Energy Inc 'A'	Barclays Bank	(1,382)
(21,323)	Earthstone Energy Inc 'A'	Goldman Sachs	(15,566)

保有高	銘柄	取引相手	未実現評価益/ (損) (米ドル)
	米国(続き)		
(9,283)	Earthstone Energy Inc 'A'	Morgan Stanley	(1,392)
22,027	East West Bancorp Inc	Bank of America Merrill Lynch	73,790
(9,562)	East West Bancorp Inc	Barclays Bank	(14,439)
677	East West Bancorp Inc	Goldman Sachs	2,268
(8,162)	East West Bancorp Inc	Goldman Sachs	(8,717)
2,465	East West Bancorp Inc	HSBC	222
(23,741)	East West Bancorp Inc	HSBC	(79,501)
(971)	East West Bancorp Inc	Morgan Stanley	(1,466)
7,537	Easterly Government Properties Inc (REIT)	Bank of America Merrill Lynch	13,943
2,747	Easterly Government Properties Inc (REIT)	Barclays Bank	989
18,472	Easterly Government Properties Inc (REIT)	Goldman Sachs	34,173
1,836	Easterly Government Properties Inc (REIT)	HSBC	2,591
58,382	Easterly Government Properties Inc (REIT)	Morgan Stanley	21,017
(3,876)	Eastern Co	Bank of America Merrill Lynch	(9,845)
(405)	Eastern Co	Barclays Bank	(304)
(3,446)	Eastern Co	Goldman Sachs	(8,753)
(2,590)	Eastern Co	HSBC	(3,626)
(1,315)	Eastern Co	Morgan Stanley	(986)
16,636	EastGroup Properties Inc (REIT)	Bank of America Merrill Lynch	331,223
918	EastGroup Properties Inc (REIT)	Barclays Bank	8,124
15,384	EastGroup Properties Inc (REIT)	Goldman Sachs	293,585
16,956	EastGroup Properties Inc (REIT)	HSBC	150,561
30,718	EastGroup Properties Inc (REIT)	Morgan Stanley	271,854
1,583	Eastman Chemical Co	Bank of America Merrill Lynch	12,078
(22,610)	Eastman Chemical Co	Bank of America Merrill Lynch	(172,514)
(12,145)	Eastman Chemical Co	Barclays Bank	(25,990)
3,050	Eastman Chemical Co	Goldman Sachs	23,272
(6,691)	Eastman Chemical Co	Goldman Sachs	(51,052)
11,754	Eastman Chemical Co	HSBC	59,593
(7,487)	Eastman Chemical Co	HSBC	(50,932)
23,300	Eastman Chemical Co	Morgan Stanley	49,862
(2,218)	Eastman Chemical Co	Morgan Stanley	(4,747)
(90,026)	Eastman Kodak Co	Barclays Bank	6,302
4,784	Eaton Corp Plc	Bank of America Merrill Lynch	45,926
(2,005)	Eaton Corp Plc	Bank of America Merrill Lynch	4,147
16,231	Eaton Corp Plc	Barclays Bank	75,312
(12,375)	Eaton Corp Plc	Barclays Bank	(57,420)
9,756	Eaton Corp Plc	Goldman Sachs	93,658
(4,726)	Eaton Corp Plc	Goldman Sachs	(45,370)
11,000	Eaton Corp Plc	HSBC	11,660
(16,725)	Eaton Corp Plc	HSBC	(40,773)
11,818	Eaton Corp Plc	Morgan Stanley	54,836
(3,593)	Eaton Corp Plc	Morgan Stanley	(16,672)
(5,180)	Eaton Vance Corp	Bank of America Merrill Lynch	(13,631)
(1,635)	Eaton Vance Corp	Barclays Bank	210

保有高	銘柄	取引相手	未実現評価益/ (損) (米ドル)
	米国(続き)		
(7,636)	Eaton Vance Corp	Goldman Sachs	(21,075)
7,903	Eaton Vance Corp	Goldman Sachs	21,812
(5,595)	Eaton Vance Corp	HSBC	4,252
5,578	Eaton Vance Corp	HSBC	(4,239)
(3,300)	Eaton Vance Corp	Morgan Stanley	(2,178)
17,098	Eaton Vance Corp	Morgan Stanley	11,285
35,839	eBay Inc	Bank of America Merrill Lynch	81,947
18,659	eBay Inc	Goldman Sachs	42,911
5,237	eBay Inc	Morgan Stanley	5,132
(2,877)	Ebix Inc	Bank of America Merrill Lynch	(6,683)
(6,898)	Ebix Inc	Barclays Bank	(9,105)
(41,529)	Ebix Inc	Goldman Sachs	(185,635)
(8,839)	Ebix Inc	HSBC	(9,104)
(5,668)	Ebix Inc	Morgan Stanley	(7,482)
22,558	Echo Global Logistics Inc	Bank of America Merrill Lynch	120,685
4,950	Echo Global Logistics Inc	Barclays Bank	7,376
33,265	Echo Global Logistics Inc	Goldman Sachs	177,968
38,538	Echo Global Logistics Inc	HSBC	140,087
33,496	Echo Global Logistics Inc	Morgan Stanley	49,909
866	EchoStar Corp 'A'	Bank of America Merrill Lynch	3,343
(6,826)	EchoStar Corp 'A'	Bank of America Merrill Lynch	(26,348)
(10,071)	EchoStar Corp 'A'	Barclays Bank	(11,078)
10,185	EchoStar Corp 'A'	Goldman Sachs	39,314
(13,108)	EchoStar Corp 'A'	Goldman Sachs	(50,597)
10,749	EchoStar Corp 'A'	HSBC	2,580
(5,594)	EchoStar Corp 'A'	HSBC	(13,087)
10,728	EchoStar Corp 'A'	Morgan Stanley	11,801
(5,059)	EchoStar Corp 'A'	Morgan Stanley	(5,565)
6,534	Ecolab Inc	Bank of America Merrill Lynch	91,280
12,621	Ecolab Inc	Barclays Bank	61,391
7,562	Ecolab Inc	Goldman Sachs	91,417
6,870	Ecolab Inc	HSBC	77,339
6,323	Ecolab Inc	Morgan Stanley	51,975
(7,781)	Edgewell Personal Care Co	Bank of America Merrill Lynch	(32,758)
(1,753)	Edgewell Personal Care Co	Barclays Bank	(2,542)
(4,293)	Edgewell Personal Care Co	Goldman Sachs	(18,074)
(10,231)	Edgewell Personal Care Co	HSBC	(11,254)
(14,133)	Edgewell Personal Care Co	Morgan Stanley	(20,493)
(13,999)	Edison International	Bank of America Merrill Lynch	(25,618)
(15,577)	Edison International	Goldman Sachs	(28,506)
(4,017)	Edison International	HSBC	(2,932)
(4,638)	Edison International	Morgan Stanley	(6,261)
2,096	Editas Medicine Inc	Bank of America Merrill Lynch	2,138
(3,221)	Editas Medicine Inc	Barclays Bank	907
11,524	Editas Medicine Inc	Barclays Bank	(32,267)

保有高	銘柄	取引相手	未実現評価益/ (損) (米ドル)
	米国(続き)		
20,668	Editas Medicine Inc	Goldman Sachs	21,081
(6,927)	Editas Medicine Inc	Goldman Sachs	2,501
4,358	Editas Medicine Inc	HSBC	11,287
11,911	Editas Medicine Inc	Morgan Stanley	(33,351)
4,301	Edwards Lifesciences Corp	Bank of America Merrill Lynch	44,343
3,644	Edwards Lifesciences Corp	Barclays Bank	16,252
2,729	Edwards Lifesciences Corp	Goldman Sachs	25,461
10,906	Edwards Lifesciences Corp	Morgan Stanley	47,272
(20,121)	eGain Corp	Barclays Bank	(1,408)
(9,579)	eGain Corp	Goldman Sachs	(2,682)
(15,984)	eGain Corp	HSBC	6,553
(8,389)	eGain Corp	Morgan Stanley	(587)
(870)	eHealth Inc	Bank of America Merrill Lynch	(7,486)
(1,730)	eHealth Inc	Barclays Bank	5,861
(470)	eHealth Inc	Goldman Sachs	(1,158)
(416)	eHealth Inc	HSBC	(5,183)
(6,841)	eHealth Inc	Morgan Stanley	34,342
1,299	Eidos Therapeutics Inc	Bank of America Merrill Lynch	10,158
6,280	Eidos Therapeutics Inc	Barclays Bank	17,710
3,490	Eidos Therapeutics Inc	Goldman Sachs	27,292
1,852	Eidos Therapeutics Inc	HSBC	8,964
2,287	Eidos Therapeutics Inc	Morgan Stanley	6,449
20,341	Eiger BioPharmaceuticals Inc	Bank of America Merrill Lynch	3,458
19,766	Eiger BioPharmaceuticals Inc	Goldman Sachs	3,360
4,976	Eiger BioPharmaceuticals Inc	HSBC	8,608
(2,411)	El Paso Electric Co	Goldman Sachs	410
2,411	El Paso Electric Co	Morgan Stanley	(96)
(25,718)	El Pollo Loco Holdings Inc	Bank of America Merrill Lynch	(16,717)
(9,114)	El Pollo Loco Holdings Inc	Barclays Bank	(1,003)
(29,596)	El Pollo Loco Holdings Inc	Goldman Sachs	(19,525)
(24,777)	El Pollo Loco Holdings Inc	HSBC	4,708
(35,492)	El Pollo Loco Holdings Inc	Morgan Stanley	(3,904)
98	Elah Holdings Inc	Bank of America Merrill Lynch	343
87	Elah Holdings Inc	Morgan Stanley	608
11,902	Elanco Animal Health Inc	Bank of America Merrill Lynch	23,690
(247)	Elanco Animal Health Inc	Barclays Bank	(548)
35,429	Elanco Animal Health Inc	Barclays Bank	78,652
(24,634)	Elanco Animal Health Inc	HSBC	(32,517)
11,709	Elanco Animal Health Inc	HSBC	15,456
(5,359)	Elanco Animal Health Inc	Morgan Stanley	(11,897)
(3,638)	Elastic NV	Bank of America Merrill Lynch	(43,656)
(6,706)	Elastic NV	Barclays Bank	5,499
(12,102)	Elastic NV	Goldman Sachs	(134,209)
(6,155)	Elastic NV	Morgan Stanley	5,047
1,568	Eldorado Resorts Inc	Bank of America Merrill Lynch	(2,408)

保有高	銘柄	取引相手	未実現評価益/ (損) (米ドル)
	米国(続き)		
19,850	Eldorado Resorts Inc	Barclays Bank	11,315
5,947	Eldorado Resorts Inc	Goldman Sachs	64,822
2,194	Electronic Arts Inc	Bank of America Merrill Lynch	6,275
(1,257)	Electronic Arts Inc	Barclays Bank	(1,471)
(648)	Electronic Arts Inc	Goldman Sachs	(1,853)
3,282	Electronic Arts Inc	HSBC	14,342
(1,337)	Electronic Arts Inc	HSBC	(5,843)
7,947	Electronic Arts Inc	Morgan Stanley	9,298
(10,493)	Electronic Arts Inc	Morgan Stanley	(12,277)
(7,942)	Element Solutions Inc	Bank of America Merrill Lynch	(9,530)
(16,267)	Element Solutions Inc	Barclays Bank	(1,301)
(59,753)	Element Solutions Inc	Goldman Sachs	(49,848)
(32,354)	Element Solutions Inc	HSBC	(20,707)
(131,130)	Element Solutions Inc	Morgan Stanley	(10,490)
39,876	Elevate Credit Inc	Goldman Sachs	2,393
50,314	Elevate Credit Inc	HSBC	(25,660)
44,912	Elevate Credit Inc	Morgan Stanley	(1,347)
3,795	elf Beauty Inc	Bank of America Merrill Lynch	10,740
7,313	elf Beauty Inc	Barclays Bank	(1,828)
26,468	elf Beauty Inc	HSBC	82,845
25,446	elf Beauty Inc	Morgan Stanley	(6,362)
(11,888)	Eli Lilly and Co	Bank of America Merrill Lynch	85,593
(2,945)	Eli Lilly and Co	Barclays Bank	(2,853)
(909)	Eli Lilly and Co	Goldman Sachs	6,545
(17,562)	Eli Lilly and Co	HSBC	30,515
(10,908)	Eli Lilly and Co	Morgan Stanley	(9,490)
(26,322)	Ellington Residential Mortgage REIT (REIT)	Bank of America Merrill Lynch	(12,898)
(27,062)	Ellington Residential Mortgage REIT (REIT)	Morgan Stanley	(2,165)
(6,350)	Eloxx Pharmaceuticals Inc	Barclays Bank	127
(12,181)	Eloxx Pharmaceuticals Inc	Goldman Sachs	(11,450)
(6,669)	Eloxx Pharmaceuticals Inc	Morgan Stanley	133
16,998	Embraer SA ADR	Goldman Sachs	11,389
16,787	Embraer SA ADR	HSBC	(5,036)
17,401	Embraer SA ADR	Morgan Stanley	6,264
39,177	EMCOR Group Inc	Bank of America Merrill Lynch	281,885
33,941	EMCOR Group Inc	Barclays Bank	74,331
29,930	EMCOR Group Inc	Goldman Sachs	207,338
30,147	EMCOR Group Inc	HSBC	57,987
9,079	EMCOR Group Inc	Morgan Stanley	13,689
113,617	Emerald Holding Inc	Bank of America Merrill Lynch	82,940
24,804	Emerald Holding Inc	Barclays Bank	6,201
18,445	Emerald Holding Inc	Goldman Sachs	13,465
11,899	Emerald Holding Inc	Morgan Stanley	2,975
(686)	Emergent BioSolutions Inc	Bank of America Merrill Lynch	329
1,178	Emergent BioSolutions Inc	Bank of America Merrill Lynch	(565)

保有高	銘柄	取引相手	未実現評価益/ (損) (米ドル)
	米国(続き)		
3,888	Emergent BioSolutions Inc	Barclays Bank	(5,700)
(2,321)	Emergent BioSolutions Inc	Goldman Sachs	1,114
3,673	Emergent BioSolutions Inc	Goldman Sachs	(1,763)
(1,343)	Emergent BioSolutions Inc	HSBC	(2,874)
3,790	Emergent BioSolutions Inc	HSBC	6,618
(1,865)	Emergent BioSolutions Inc	Morgan Stanley	3,208
3,522	Emergent BioSolutions Inc	Morgan Stanley	(6,058)
(11,866)	Emerson Electric Co	Bank of America Merrill Lynch	(82,824)
(9,581)	Emerson Electric Co	Barclays Bank	(38,803)
(13,747)	Emerson Electric Co	Goldman Sachs	(95,954)
(25,803)	Emerson Electric Co	HSBC	(112,198)
(70,460)	Emerson Electric Co	Morgan Stanley	(285,363)
(102,669)	Empire State Realty Trust Inc 'A' (REIT)	Bank of America Merrill Lynch	(14,374)
38,957	Empire State Realty Trust Inc 'A' (REIT)	Bank of America Merrill Lynch	5,454
28,125	Empire State Realty Trust Inc 'A' (REIT)	Goldman Sachs	3,938
40,276	Empire State Realty Trust Inc 'A' (REIT)	HSBC	(52,762)
(78,022)	Empire State Realty Trust Inc 'A' (REIT)	Morgan Stanley	1,560
60,985	Empire State Realty Trust Inc 'A' (REIT)	Morgan Stanley	(1,220)
6,241	Employers Holdings Inc	Bank of America Merrill Lynch	16,976
10,070	Employers Holdings Inc	Goldman Sachs	27,390
5,789	Employers Holdings Inc	Morgan Stanley	(521)
108	Enanta Pharmaceuticals Inc	Bank of America Merrill Lynch	(631)
674	Enanta Pharmaceuticals Inc	Barclays Bank	(3,532)
6,013	Enanta Pharmaceuticals Inc	Goldman Sachs	(30,907)
16,700	Enanta Pharmaceuticals Inc	HSBC	(23,714)
11,303	Enanta Pharmaceuticals Inc	Morgan Stanley	(56,305)
(2,382)	Enbridge Inc	Bank of America Merrill Lynch	(2,037)
(7,770)	Encompass Health Corp	Bank of America Merrill Lynch	(42,325)
(6,998)	Encompass Health Corp	Barclays Bank	4,827
(8,423)	Encompass Health Corp	Goldman Sachs	(34,718)
(17,044)	Encompass Health Corp	HSBC	(87,435)
(16,669)	Encompass Health Corp	Morgan Stanley	1,000
5,380	Encore Capital Group Inc	Goldman Sachs	6,241
1,029	Encore Capital Group Inc	HSBC	56
764	Encore Capital Group Inc	Morgan Stanley	183
14,973	Encore Wire Corp	Barclays Bank	33,689
9,098	Encore Wire Corp	Goldman Sachs	40,395
17,683	Encore Wire Corp	HSBC	24,403
7,864	Encore Wire Corp	Morgan Stanley	17,694
(16,458)	Endo International Plc	Barclays Bank	(987)
(40,204)	Endo International Plc	Goldman Sachs	(4,422)
(26,039)	Endo International Plc	HSBC	4,296
13,111	Endurance International Group Holdings Inc	Bank of America Merrill Lynch	12,193
39,168	Endurance International Group Holdings Inc	Barclays Bank	12,142
80,380	Endurance International Group Holdings Inc	HSBC	72,342

保有高	銘柄	取引相手	未実現評価益/ (損) (米ドル)
	米国(続き)		
16,865	Endurance International Group Holdings Inc	Morgan Stanley	5,228
(2,383)	Energizer Holdings Inc	Bank of America Merrill Lynch	(5,195)
(4,192)	Energizer Holdings Inc	Barclays Bank	2,180
(2,194)	Energizer Holdings Inc	Goldman Sachs	(4,783)
(27,407)	Energizer Holdings Inc	HSBC	(75,917)
(7,356)	Energizer Holdings Inc	Morgan Stanley	3,825
8,989	Energous Corp	Barclays Bank	90
59,804	Energous Corp	Morgan Stanley	598
32,196	Energy Fuels Inc	Barclays Bank	322
38,556	Energy Fuels Inc	Goldman Sachs	771
17,257	Energy Fuels Inc	HSBC	(2,071)
64,312	Energy Fuels Inc	Morgan Stanley	643
(61,022)	Energy Recovery Inc	Bank of America Merrill Lynch	(26,850)
(73,354)	Energy Recovery Inc	Barclays Bank	3,668
(5,941)	Energy Recovery Inc	Goldman Sachs	(2,614)
(17,004)	Energy Recovery Inc	HSBC	5,020
(53,419)	Energy Recovery Inc	Morgan Stanley	2,671
(17,227)	Enerpac Tool Group Corp	Goldman Sachs	(57,710)
(21,104)	Enerpac Tool Group Corp	HSBC	(38,620)
(99,318)	Enerpac Tool Group Corp	Morgan Stanley	(110,243)
(14,807)	EnerSys	Bank of America Merrill Lynch	(85,880)
(15,603)	EnerSys	Barclays Bank	5,689
(24,312)	EnerSys	Goldman Sachs	(119,752)
(27,327)	EnerSys	HSBC	(48,339)
(35,047)	EnerSys	Morgan Stanley	4,206
16,856	EnLink Midstream LLC (Unit)	Bank of America Merrill Lynch	11,294
9,421	EnLink Midstream LLC (Unit)	HSBC	5,370
54,166	EnLink Midstream LLC (Unit)	Morgan Stanley	(542)
107,780	Ennis Inc	Bank of America Merrill Lynch	188,615
1,257	Ennis Inc	Barclays Bank	603
800	Ennis Inc	Goldman Sachs	1,400
4,862	Ennis Inc	HSBC	2,917
8,986	Ennis Inc	Morgan Stanley	4,313
1,764	Enova International Inc	Bank of America Merrill Lynch	4,710
3,252	Enova International Inc	Barclays Bank	2,764
17,991	Enova International Inc	HSBC	(1,439)
7,088	Enova International Inc	Morgan Stanley	6,025
(3,199)	Enphase Energy Inc	Bank of America Merrill Lynch	4,559
(2,643)	Enphase Energy Inc	Goldman Sachs	3,766
(25,065)	Enphase Energy Inc	HSBC	8,271
(2,734)	Enphase Energy Inc	Morgan Stanley	(1,449)
6,763	EnPro Industries Inc	Bank of America Merrill Lynch	24,482
11,229	EnPro Industries Inc	Barclays Bank	7,973
3,119	EnPro Industries Inc	Goldman Sachs	11,291
15,823	EnPro Industries Inc	HSBC	(3,323)

保有高	銘柄	取引相手	未実現評価益/ (損) (米ドル)
	米国(続き)		
7,815	EnPro Industries Inc	Morgan Stanley	5,549
13,078	Ensign Group Inc	Barclays Bank	13,863
9,794	Ensign Group Inc	Goldman Sachs	58,079
14,813	Ensign Group Inc	HSBC	102,358
(321)	Enstar Group Ltd	Barclays Bank	(2,199)
(722)	Enstar Group Ltd	Goldman Sachs	(12,317)
(3,603)	Enstar Group Ltd	HSBC	1,513
(10,517)	Enstar Group Ltd	Morgan Stanley	(72,041)
6,717	Entegris Inc	Bank of America Merrill Lynch	25,323
(8,999)	Entegris Inc	Bank of America Merrill Lynch	(28,823)
5,674	Entegris Inc	Barclays Bank	4,482
(2,573)	Entegris Inc	Barclays Bank	(2,033)
3,681	Entegris Inc	Goldman Sachs	13,877
(9,211)	Entegris Inc	Goldman Sachs	(34,725)
5,288	Entegris Inc	HSBC	13,696
(2,187)	Entegris Inc	HSBC	(7,742)
(2,578)	Entegris Inc	Morgan Stanley	(2,037)
32,973	Entercom Communications Corp 'A'	Bank of America Merrill Lynch	21,103
21,722	Entercom Communications Corp 'A'	Barclays Bank	1,303
41,142	Entercom Communications Corp 'A'	Goldman Sachs	26,331
12,280	Entercom Communications Corp 'A'	HSBC	7,736
56,220	Entercom Communications Corp 'A'	Morgan Stanley	3,373
(11,336)	Entergy Corp	Bank of America Merrill Lynch	(77,085)
5,398	Entergy Corp	Bank of America Merrill Lynch	22,368
(5,220)	Entergy Corp	Barclays Bank	(19,940)
(6,769)	Entergy Corp	Goldman Sachs	(45,099)
(14,021)	Entergy Corp	HSBC	(94,922)
5,876	Entergy Corp	HSBC	39,781
(16,049)	Entergy Corp	Morgan Stanley	(61,307)
27,495	Entergy Corp	Morgan Stanley	104,683
9,569	Enterprise Bancorp Inc	Bank of America Merrill Lynch	16,554
1,922	Enterprise Bancorp Inc	Barclays Bank	1,826
10,756	Enterprise Bancorp Inc	Goldman Sachs	18,608
1,482	Enterprise Bancorp Inc	HSBC	3,952
11,683	Enterprise Bancorp Inc	Morgan Stanley	11,099
(10,321)	Enterprise Financial Services Corp	Bank of America Merrill Lynch	(45,722)
(19,381)	Enterprise Financial Services Corp	Barclays Bank	(48,259)
(6,514)	Enterprise Financial Services Corp	Goldman Sachs	(28,857)
(14,155)	Enterprise Financial Services Corp	HSBC	2,548
(15,344)	Enterprise Financial Services Corp	Morgan Stanley	(38,207)
17,267	Entravision Communications Corp 'A'	Barclays Bank	345
58,818	Entravision Communications Corp 'A'	HSBC	10,587
39,218	Entravision Communications Corp 'A'	Morgan Stanley	784
12,426	Envista Holdings Corp	Bank of America Merrill Lynch	58,278
(11,344)	Envista Holdings Corp	Bank of America Merrill Lynch	4,911

保有高	銘柄	取引相手	未実現評価益/ (損) (米ドル)
	米国(続き)		
7,897	Envista Holdings Corp	Barclays Bank	12,793
13,837	Envista Holdings Corp	Goldman Sachs	64,896
11,295	Envista Holdings Corp	HSBC	32,981
9,682	Envista Holdings Corp	Morgan Stanley	15,685
(78,630)	Enzo Biochem Inc	Barclays Bank	18,085
(7,457)	Enzo Biochem Inc	Goldman Sachs	(671)
(7,486)	Enzo Biochem Inc	HSBC	150
(21,006)	Enzo Biochem Inc	Morgan Stanley	4,831
2,493	EOG Resources Inc	Bank of America Merrill Lynch	6,257
5,314	EOG Resources Inc	HSBC	(6,135)
64,790	EOG Resources Inc	Morgan Stanley	(135,411)
1,855	EPAM Systems Inc	Bank of America Merrill Lynch	27,185
1,942	EPAM Systems Inc	Barclays Bank	18,017
2,062	EPAM Systems Inc	Goldman Sachs	33,178
2,014	EPAM Systems Inc	HSBC	19,657
6,240	EPAM Systems Inc	Morgan Stanley	59,966
5,720	Epizyme Inc	Bank of America Merrill Lynch	2,517
11,619	Epizyme Inc	Barclays Bank	(4,880)
13,511	Epizyme Inc	Goldman Sachs	5,945
2,041	Epizyme Inc	HSBC	1,735
13,595	Epizyme Inc	Morgan Stanley	(5,710)
18,345	ePlus Inc	Barclays Bank	(70,261)
5,263	ePlus Inc	Goldman Sachs	25,894
10,127	ePlus Inc	HSBC	(6,988)
13,004	ePlus Inc	Morgan Stanley	(49,805)
(5,882)	EPR Properties (REIT)	Barclays Bank	(12,293)
19,308	EPR Properties (REIT)	Goldman Sachs	138,825
(1,167)	EPR Properties (REIT)	Goldman Sachs	(8,391)
4,056	EPR Properties (REIT)	HSBC	19,672
(7,910)	EPR Properties (REIT)	HSBC	(38,364)
10,897	EPR Properties (REIT)	Morgan Stanley	22,775
(2,353)	EQT Corp	Barclays Bank	918
(15,498)	EQT Corp	Goldman Sachs	(2,127)
8,928	EQT Corp	HSBC	(5,714)
(2,047)	EQT Corp	Morgan Stanley	798
(2,878)	Equifax Inc	Bank of America Merrill Lynch	(28,550)
(1,506)	Equifax Inc	Barclays Bank	(11,009)
(2,517)	Equifax Inc	Goldman Sachs	(24,969)
(1,982)	Equifax Inc	HSBC	(9,831)
(20,686)	Equifax Inc	Morgan Stanley	(151,215)
431	Equillium Inc	Goldman Sachs	319
(183)	Equinix Inc (REIT)	Bank of America Merrill Lynch	(7,120)
863	Equinix Inc (REIT)	Bank of America Merrill Lynch	33,575
(1,122)	Equinix Inc (REIT)	Barclays Bank	(30,905)
(1,142)	Equinix Inc (REIT)	Goldman Sachs	(44,430)

保有高	銘柄	取引相手	未実現評価益/ (損) (米ドル)
	米国(続き)		
500	Equinix Inc (REIT)	Goldman Sachs	19,890
(169)	Equinix Inc (REIT)	HSBC	(3,279)
431	Equinix Inc (REIT)	HSBC	13,287
(972)	Equinix Inc (REIT)	Morgan Stanley	(26,774)
184	Equinix Inc (REIT)	Morgan Stanley	3,286
2,270	Equitable Holdings Inc	Bank of America Merrill Lynch	5,789
(7,382)	Equitable Holdings Inc	Bank of America Merrill Lynch	(18,824)
4,199	Equitable Holdings Inc	Barclays Bank	5,669
(5,550)	Equitable Holdings Inc	Barclays Bank	4,291
2,844	Equitable Holdings Inc	Goldman Sachs	7,252
20,043	Equitable Holdings Inc	HSBC	24,052
(30,306)	Equitable Holdings Inc	HSBC	(36,367)
22,863	Equitable Holdings Inc	Morgan Stanley	30,865
(7,233)	Equitable Holdings Inc	Morgan Stanley	(9,765)
19,375	Equitrans Midstream Corp	Bank of America Merrill Lynch	3,294
(3,397)	Equitrans Midstream Corp	Goldman Sachs	(577)
(22,754)	Equitrans Midstream Corp	HSBC	2,503
3,756	Equitrans Midstream Corp	HSBC	152
(19,792)	Equitrans Midstream Corp	Morgan Stanley	(792)
16,076	Equitrans Midstream Corp	Morgan Stanley	(2,788)
(16,629)	Equity Bancshares Inc 'A'	Bank of America Merrill Lynch	(43,069)
(30,176)	Equity Bancshares Inc 'A'	HSBC	(6,337)
(32,903)	Equity Bancshares Inc 'A'	Morgan Stanley	(13,490)
(47,210)	Equity Commonwealth (REIT)	Bank of America Merrill Lynch	(73,659)
(853)	Equity Commonwealth (REIT)	Barclays Bank	(478)
(34,523)	Equity Commonwealth (REIT)	Goldman Sachs	(54,201)
(40,460)	Equity Commonwealth (REIT)	HSBC	12,238
(31,495)	Equity Commonwealth (REIT)	Morgan Stanley	(17,637)
8,005	Equity LifeStyle Properties Inc (REIT)	Bank of America Merrill Lynch	31,652
17,488	Equity LifeStyle Properties Inc (REIT)	Barclays Bank	5,759
26,127	Equity LifeStyle Properties Inc (REIT)	Goldman Sachs	127,557
16,360	Equity LifeStyle Properties Inc (REIT)	HSBC	21,036
18,916	Equity LifeStyle Properties Inc (REIT)	Morgan Stanley	6,620
5,196	Equity Residential (REIT)	Bank of America Merrill Lynch	14,029
28,386	Equity Residential (REIT)	Barclays Bank	68,978
16,877	Equity Residential (REIT)	Goldman Sachs	43,126
48,203	Equity Residential (REIT)	HSBC	(176,209)
45,177	Equity Residential (REIT)	Morgan Stanley	109,780
(24,993)	Era Group Inc	Bank of America Merrill Lynch	500
(9,826)	Era Group Inc	Barclays Bank	4,029
(20,583)	Era Group Inc	Goldman Sachs	412
(11,928)	Era Group Inc	Morgan Stanley	4,890
163	Erie Indemnity Co 'A'	Barclays Bank	289
(643)	Erie Indemnity Co 'A'	Barclays Bank	(1,138)
(127)	Erie Indemnity Co 'A'	Goldman Sachs	(1,204)

保有高	銘柄	取引相手	未実現評価益/ (損) (米ドル)
	米国(続き)		
456	Erie Indemnity Co 'A'	HSBC	2,385
(153)	Erie Indemnity Co 'A'	HSBC	(800)
714	Erie Indemnity Co 'A'	Morgan Stanley	1,264
(1,859)	Erie Indemnity Co 'A'	Morgan Stanley	(3,290)
37,521	Eros International Plc	Goldman Sachs	9,380
53,599	Eros International Plc	Morgan Stanley	-
25,192	Esc War	Barclays Bank	1,451
63,725	Esc War	Goldman Sachs	3,970
41,059	Esc War	Morgan Stanley	31,517
(13,978)	Escalade Inc	Bank of America Merrill Lynch	(16,214)
(5,486)	Escalade Inc	Barclays Bank	(1,262)
(12,332)	Escalade Inc	Goldman Sachs	(14,305)
(15,527)	Escalade Inc	Morgan Stanley	(3,571)
(3,864)	ESCO Technologies Inc	Bank of America Merrill Lynch	(27,357)
(2,586)	ESCO Technologies Inc	Barclays Bank	(3,646)
13,866	ESCO Technologies Inc	Barclays Bank	19,551
1,853	ESCO Technologies Inc	Goldman Sachs	13,119
(918)	ESCO Technologies Inc	Goldman Sachs	(6,499)
(3,106)	ESCO Technologies Inc	HSBC	(5,746)
2,492	ESCO Technologies Inc	HSBC	4,610
(2,174)	ESCO Technologies Inc	Morgan Stanley	(3,065)
31,041	ESCO Technologies Inc	Morgan Stanley	43,768
(40,015)	Escrow New York (REIT)*	Bank of America Merrill Lynch	(813,905)
(39,940)	Escrow New York (REIT)*	Goldman Sachs	(852,280)
(21,172)	Escrow New York (REIT)*	Morgan Stanley	(172,975)
(16,555)	Esperion Therapeutics Inc	Barclays Bank	61,419
(3,102)	Esperion Therapeutics Inc	Goldman Sachs	17,495
8,523	Esquire Financial Holdings Inc	Bank of America Merrill Lynch	21,308
11,087	Esquire Financial Holdings Inc	Barclays Bank	554
6,010	Esquire Financial Holdings Inc	Goldman Sachs	15,025
4,342	Esquire Financial Holdings Inc	HSBC	2,627
5,169	Esquire Financial Holdings Inc	Morgan Stanley	258
3,722	ESSA Bancorp Inc	Bank of America Merrill Lynch	3,796
3,573	ESSA Bancorp Inc	Goldman Sachs	3,644
17,509	ESSA Bancorp Inc	HSBC	9,805
8,991	ESSA Bancorp Inc	Morgan Stanley	6,833
6,930	Essent Group Ltd	Barclays Bank	21,275
5,148	Essent Group Ltd	Goldman Sachs	33,050
(832)	Essent Group Ltd	Goldman Sachs	(5,341)
4,547	Essent Group Ltd	HSBC	24,236
(23,399)	Essent Group Ltd	HSBC	(124,717)
26,239	Essent Group Ltd	Morgan Stanley	80,553
(2,710)	Essent Group Ltd	Morgan Stanley	(8,320)
(16,234)	Essential Properties Realty Trust Inc (REIT)	HSBC	4,708

保有高	銘柄	取引相手	未実現評価益/ (損) (米ドル)
	米国(続き)		
(33,100)	Essential Properties Realty Trust Inc (REIT)	Morgan Stanley	5,958
(2,785)	Essential Utilities Inc	Bank of America Merrill Lynch	(11,196)
22,970	Essential Utilities Inc	Bank of America Merrill Lynch	55,626
(22,575)	Essential Utilities Inc	Barclays Bank	(47,408)
51,076	Essential Utilities Inc	Barclays Bank	107,260
(24,619)	Essential Utilities Inc	Goldman Sachs	(98,968)
13,271	Essential Utilities Inc	Goldman Sachs	32,980
(15,308)	Essential Utilities Inc	HSBC	(43,322)
2,346	Essential Utilities Inc	HSBC	4,054
(11,907)	Essential Utilities Inc	Morgan Stanley	(25,005)
11,949	Essential Utilities Inc	Morgan Stanley	25,093
(340)	Essex Property Trust Inc (REIT)	Bank of America Merrill Lynch	(5,705)
1,439	Essex Property Trust Inc (REIT)	HSBC	(4,777)
(5,373)	Essex Property Trust Inc (REIT)	HSBC	(3,686)
9,987	Essex Property Trust Inc (REIT)	Morgan Stanley	69,110
1,518	Estee Lauder Cos Inc 'A'	Bank of America Merrill Lynch	37,312
1,447	Estee Lauder Cos Inc 'A'	Barclays Bank	22,848
(6,186)	Estee Lauder Cos Inc 'A'	Goldman Sachs	195
1,777	Estee Lauder Cos Inc 'A'	HSBC	37,033
7,469	Estee Lauder Cos Inc 'A'	Morgan Stanley	117,936
3,321	Ethan Allen Interiors Inc	Bank of America Merrill Lynch	1,860
7,243	Ethan Allen Interiors Inc	Barclays Bank	579
15,809	Ethan Allen Interiors Inc	Goldman Sachs	8,853
19,091	Ethan Allen Interiors Inc	HSBC	(1,145)
18,278	Ethan Allen Interiors Inc	Morgan Stanley	1,462
10,515	Etsy Inc	Barclays Bank	34,595
8,337	Euronav NV	Bank of America Merrill Lynch	1,334
5,673	Euronav NV	Barclays Bank	1,135
3,621	Euronav NV	Goldman Sachs	579
15,812	Euronav NV	HSBC	(7,748)
2,944	Euronav NV	Morgan Stanley	589
1,375	Euronet Worldwide Inc	Bank of America Merrill Lynch	16,638
12,099	Euronet Worldwide Inc	Barclays Bank	27,585
9,753	Euronet Worldwide Inc	Goldman Sachs	118,011
3,733	Euronet Worldwide Inc	HSBC	5,450
1,744	Euronet Worldwide Inc	Morgan Stanley	3,976
5,462	Evans Bancorp Inc	Bank of America Merrill Lynch	5,844
17,528	Evans Bancorp Inc	Barclays Bank	(8,413)
4,925	Evans Bancorp Inc	Goldman Sachs	5,270
8,641	Evans Bancorp Inc	HSBC	(5,308)
15,541	Evans Bancorp Inc	Morgan Stanley	(7,460)
25,747	Evelo Biosciences Inc	HSBC	(17,250)
13,740	Evelo Biosciences Inc	Morgan Stanley	1,649
3,900	Eventbrite Inc 'A'	Bank of America Merrill Lynch	7,839
13,375	Eventbrite Inc 'A'	Barclays Bank	(803)

保有高	銘柄	取引相手	未実現評価益/ (損) (米ドル)
	米国(続き)		
10,432	Eventbrite Inc 'A'	Goldman Sachs	20,968
25,643	Eventbrite Inc 'A'	Morgan Stanley	(1,539)
(2,754)	Everbridge Inc	Bank of America Merrill Lynch	(9,400)
(1,454)	Everbridge Inc	Barclays Bank	4,755
(457)	Everbridge Inc	Goldman Sachs	8,034
(1,729)	Everbridge Inc	HSBC	21,872
2,296	Everbridge Inc	HSBC	(20,794)
(3,288)	Everbridge Inc	Morgan Stanley	10,752
2,968	Everbridge Inc	Morgan Stanley	(9,705)
5,211	Evercore Inc 'A'	Bank of America Merrill Lynch	32,569
7,674	Evercore Inc 'A'	Barclays Bank	22,178
10,241	Evercore Inc 'A'	Goldman Sachs	64,006
7,405	Evercore Inc 'A'	HSBC	22,067
2,979	Evercore Inc 'A'	Morgan Stanley	8,609
(4,119)	Everest Re Group Ltd	Bank of America Merrill Lynch	(131,561)
989	Everest Re Group Ltd	Bank of America Merrill Lynch	31,589
(2,009)	Everest Re Group Ltd	Barclays Bank	9,357
(1,445)	Everest Re Group Ltd	Goldman Sachs	(37,107)
2,672	Everest Re Group Ltd	Goldman Sachs	85,344
(517)	Everest Re Group Ltd	HSBC	(12,449)
(1,586)	Everest Re Group Ltd	Morgan Stanley	7,613
(11,108)	Evergy Inc	Bank of America Merrill Lynch	(59,428)
(55,021)	Evergy Inc	Barclays Bank	(82,781)
(26,953)	Evergy Inc	Goldman Sachs	(144,198)
(37,954)	Evergy Inc	HSBC	(166,618)
(33,951)	Evergy Inc	Morgan Stanley	(64,168)
15,118	Everi Holdings Inc	Goldman Sachs	25,398
27,036	Everi Holdings Inc	HSBC	34,606
36,374	Everi Holdings Inc	Morgan Stanley	14,186
3,142	EverQuote Inc 'A'	Bank of America Merrill Lynch	13,196
580	EverQuote Inc 'A'	Goldman Sachs	2,108
1,586	EverQuote Inc 'A'	HSBC	4,735
591	EverQuote Inc 'A'	Morgan Stanley	(1,528)
9,784	Eversource Energy	Bank of America Merrill Lynch	52,442
(10,022)	Eversource Energy	Bank of America Merrill Lynch	(46,579)
(5,617)	Eversource Energy	Barclays Bank	(18,480)
14,140	Eversource Energy	Goldman Sachs	75,790
(2,375)	Eversource Energy	Goldman Sachs	(7,644)
13,645	Eversource Energy	HSBC	54,658
(2,345)	Eversource Energy	HSBC	(7,200)
31,316	Eversource Energy	Morgan Stanley	103,030
(7,005)	Eversource Energy	Morgan Stanley	(23,046)
(25,333)	EVERTEC Inc	Bank of America Merrill Lynch	(72,812)
(64,577)	EVERTEC Inc	Barclays Bank	(58,995)
(69,931)	EVERTEC Inc	Goldman Sachs	(196,732)

保有高	銘柄	取引相手	未実現評価益/ (損) (米ドル)
	米国(続き)		
(23,739)	EVERTEC Inc	HSBC	(58,594)
(38,277)	EVERTEC Inc	Morgan Stanley	(35,980)
(20,419)	EVI Industries Inc	Barclays Bank	(34,916)
(868)	EVI Industries Inc	HSBC	(2,639)
(5,009)	Evo Payments Inc 'A'	Bank of America Merrill Lynch	(7,025)
(13,852)	Evo Payments Inc 'A'	Barclays Bank	(13,575)
(3,440)	Evo Payments Inc 'A'	Goldman Sachs	(8,074)
(36,556)	Evo Payments Inc 'A'	HSBC	(51,910)
(49,343)	Evo Payments Inc 'A'	Morgan Stanley	(48,356)
(31,528)	Evoform Biosciences Inc	Bank of America Merrill Lynch	(7,931)
(24,237)	Evoform Biosciences Inc	Barclays Bank	(11,149)
(17,258)	Evoform Biosciences Inc	HSBC	(64,609)
(16,430)	Evoform Biosciences Inc	Morgan Stanley	(7,558)
3,356	Evolent Health Inc 'A'	Bank of America Merrill Lynch	3,624
3,811	Evolent Health Inc 'A'	Barclays Bank	2,020
30,635	Evolent Health Inc 'A'	Goldman Sachs	33,086
10,621	Evolent Health Inc 'A'	HSBC	16,781
16,972	Evolent Health Inc 'A'	Morgan Stanley	8,995
(68,596)	Evolus Inc	Barclays Bank	(53,505)
(5,090)	Evolus Inc	HSBC	(5,701)
94,047	Evolution Petroleum Corp	Bank of America Merrill Lynch	3,762
285	Evolution Petroleum Corp	Barclays Bank	(29)
84,837	Evolution Petroleum Corp	Goldman Sachs	3,393
85,262	Evolution Petroleum Corp	Morgan Stanley	(8,526)
(4,335)	Evoqua Water Technologies Corp	Bank of America Merrill Lynch	(10,144)
5,116	Evoqua Water Technologies Corp	Bank of America Merrill Lynch	11,971
13,926	Evoqua Water Technologies Corp	Goldman Sachs	32,587
(8,196)	Evoqua Water Technologies Corp	Goldman Sachs	(19,179)
(6,497)	Evoqua Water Technologies Corp	HSBC	(12,669)
2,231	Evoqua Water Technologies Corp	HSBC	4,350
(1,574)	Evoqua Water Technologies Corp	Morgan Stanley	(913)
24,422	Evoqua Water Technologies Corp	Morgan Stanley	14,165
13,206	EW Scripps Co 'A'	Bank of America Merrill Lynch	11,159
19,549	EW Scripps Co 'A'	Barclays Bank	8,406
15,738	EW Scripps Co 'A'	Goldman Sachs	13,299
10,412	EW Scripps Co 'A'	HSBC	(3,332)
34,115	EW Scripps Co 'A'	Morgan Stanley	14,669
704	Exact Sciences Corp	Bank of America Merrill Lynch	(179)
1,443	Exact Sciences Corp	Barclays Bank	1,383
(2,543)	Exact Sciences Corp	Goldman Sachs	6,993
2,182	Exact Sciences Corp	Goldman Sachs	(6,001)
(3,132)	Exact Sciences Corp	HSBC	(4,792)
(2,731)	Exact Sciences Corp	Morgan Stanley	137
5,524	Exact Sciences Corp	Morgan Stanley	(276)
(3,816)	Exagen Inc	Bank of America Merrill Lynch	5,228

保有高	銘柄	取引相手	未実現評価益/ (損) (米ドル)
	米国(続き)		
(3,420)	Exagen Inc	Barclays Bank	4,856
20,874	Exantas Capital Corp (REIT)	Bank of America Merrill Lynch	417
41,462	Exantas Capital Corp (REIT)	Morgan Stanley	829
(23,181)	Exela Technologies Inc	Morgan Stanley	304
6,374	Exelixis Inc	Bank of America Merrill Lynch	(8,222)
3,358	Exelixis Inc	Barclays Bank	(504)
14,272	Exelixis Inc	Goldman Sachs	(18,411)
14,261	Exelixis Inc	HSBC	(19,906)
19,706	Exelixis Inc	Morgan Stanley	(2,956)
(16,668)	Exelon Corp	Bank of America Merrill Lynch	(36,118)
(45,647)	Exelon Corp	Barclays Bank	(43,821)
(48,299)	Exelon Corp	Goldman Sachs	(111,199)
(30,427)	Exelon Corp	HSBC	(11,562)
(20,667)	Exelon Corp	Morgan Stanley	(19,840)
2,920	ExlService Holdings Inc	Bank of America Merrill Lynch	20,936
(1,504)	ExlService Holdings Inc	Bank of America Merrill Lynch	(10,784)
(2,623)	ExlService Holdings Inc	Barclays Bank	(6,951)
(2,313)	ExlService Holdings Inc	Goldman Sachs	(11,345)
(13,347)	ExlService Holdings Inc	HSBC	(6,257)
2,415	ExlService Holdings Inc	Morgan Stanley	6,400
(18,337)	ExlService Holdings Inc	Morgan Stanley	(48,593)
(5,600)	eXp World Holdings Inc	Bank of America Merrill Lynch	(9,016)
(46,089)	eXp World Holdings Inc	Barclays Bank	(34,567)
(17,896)	eXp World Holdings Inc	HSBC	(20,844)
(8,366)	Expedia Group Inc	Bank of America Merrill Lynch	(78,439)
(340)	Expedia Group Inc	Goldman Sachs	(3,760)
(15,288)	Expedia Group Inc	HSBC	(136,056)
(6,642)	Expedia Group Inc	Morgan Stanley	863
5,360	Expeditors International of Washington Inc	Bank of America Merrill Lynch	19,510
4,887	Expeditors International of Washington Inc	Barclays Bank	15,101
(16,643)	Expeditors International of Washington Inc	Barclays Bank	(51,427)
10,453	Expeditors International of Washington Inc	Goldman Sachs	38,049
(7,640)	Expeditors International of Washington Inc	Goldman Sachs	(27,810)
9,114	Expeditors International of Washington Inc	HSBC	2,916
(8,235)	Expeditors International of Washington Inc	HSBC	(2,635)
20,003	Expeditors International of Washington Inc	Morgan Stanley	61,809
(8,421)	Expeditors International of Washington Inc	Morgan Stanley	(26,021)
701	Exponent Inc	Bank of America Merrill Lynch	7,164
16,042	Exponent Inc	Barclays Bank	85,183
10,919	Exponent Inc	Goldman Sachs	111,592
(1,227)	Exponent Inc	Goldman Sachs	(12,540)
14,914	Exponent Inc	HSBC	130,945
(4,774)	Exponent Inc	HSBC	(41,916)
10,649	Exponent Inc	Morgan Stanley	56,546
(5,122)	Exponent Inc	Morgan Stanley	(27,198)

保有高	銘柄	取引相手	未実現評価益/ (損) (米ドル)
	米国(続き)		
(75,176)	Express Inc	Bank of America Merrill Lynch	(22,553)
(12,080)	Express Inc	Barclays Bank	(1,208)
(99,465)	Express Inc	Goldman Sachs	(29,840)
(15,571)	Express Inc	HSBC	(2,647)
(98,006)	Express Inc	Morgan Stanley	(9,801)
9,587	Extended Stay America Inc (Unit)	Bank of America Merrill Lynch	2,290
(9,767)	Extended Stay America Inc (Unit)	Bank of America Merrill Lynch	(7,228)
(4,874)	Extended Stay America Inc (Unit)	Goldman Sachs	(3,607)
31,773	Extended Stay America Inc (Unit)	Morgan Stanley	4,766
(2,156)	Extended Stay America Inc (Unit)	Morgan Stanley	(323)
7,905	Exterran Corp	Goldman Sachs	16,838
23,287	Exterran Corp	Morgan Stanley	28,410
(1,596)	Extra Space Storage Inc (REIT)	Bank of America Merrill Lynch	(21,833)
(1,916)	Extra Space Storage Inc (REIT)	Barclays Bank	(15,785)
(18,800)	Extra Space Storage Inc (REIT)	Goldman Sachs	(257,184)
(7,486)	Extra Space Storage Inc (REIT)	HSBC	(28,446)
(11,421)	Extra Space Storage Inc (REIT)	Morgan Stanley	(105,759)
(33,048)	Extreme Networks Inc	Barclays Bank	330
(35,587)	Extreme Networks Inc	Goldman Sachs	(14,591)
(11,958)	Extreme Networks Inc	HSBC	717
(20,265)	Extreme Networks Inc	Morgan Stanley	203
(1,988)	Exxon Mobil Corp	Bank of America Merrill Lynch	(5,169)
36,252	Exxon Mobil Corp	Bank of America Merrill Lynch	87,656
(25,514)	Exxon Mobil Corp	Barclays Bank	-
9,688	Exxon Mobil Corp	Barclays Bank	-
(19,938)	Exxon Mobil Corp	Goldman Sachs	(51,839)
(15,618)	Exxon Mobil Corp	HSBC	24,676
(11,871)	Exxon Mobil Corp	Morgan Stanley	-
(68,827)	EyePoint Pharmaceuticals Inc	Barclays Bank	1,927
(13,865)	EyePoint Pharmaceuticals Inc	HSBC	216
(23,301)	EyePoint Pharmaceuticals Inc	Morgan Stanley	652
15,599	EZCORP Inc 'A'	Bank of America Merrill Lynch	4,212
10,788	EZCORP Inc 'A'	Barclays Bank	(1,079)
19,805	EZCORP Inc 'A'	HSBC	(8,516)
9,492	EZCORP Inc 'A'	Morgan Stanley	(949)
(1,176)	F5 Networks Inc	Bank of America Merrill Lynch	(3,540)
(3,237)	F5 Networks Inc	Barclays Bank	(14,340)
2,321	F5 Networks Inc	Barclays Bank	10,282
(4,479)	F5 Networks Inc	Goldman Sachs	(13,482)
(880)	F5 Networks Inc	HSBC	6,406
(9,334)	F5 Networks Inc	Morgan Stanley	(41,350)
8,470	F5 Networks Inc	Morgan Stanley	37,522
(2,501)	Fabrinet	Bank of America Merrill Lynch	(269)
1,642	Fabrinet	Barclays Bank	1,166
6,787	Fabrinet	Goldman Sachs	57,214

保有高	銘柄	取引相手	未実現評価益/ (損) (米ドル)
	米国(続き)		
(1,521)	Fabrinet	Goldman Sachs	1,173
(1,719)	Fabrinet	HSBC	(3,490)
3,140	Fabrinet	HSBC	6,374
(2,131)	Fabrinet	Morgan Stanley	(1,513)
7,478	Fabrinet	Morgan Stanley	5,309
1,287	Facebook Inc 'A'	Bank of America Merrill Lynch	20,103
1,687	Facebook Inc 'A'	Goldman Sachs	26,351
2,690	Facebook Inc 'A'	HSBC	38,064
9,263	Facebook Inc 'A'	Morgan Stanley	(61,185)
510	FactSet Research Systems Inc	Bank of America Merrill Lynch	11,947
4,821	FactSet Research Systems Inc	Barclays Bank	73,014
4,562	FactSet Research Systems Inc	Goldman Sachs	98,248
2,704	FactSet Research Systems Inc	HSBC	72,386
2,742	FactSet Research Systems Inc	Morgan Stanley	41,528
434	Fair Isaac Corp	Bank of America Merrill Lynch	23,918
1,513	Fair Isaac Corp	Barclays Bank	27,340
512	Fair Isaac Corp	Goldman Sachs	22,866
971	Fair Isaac Corp	HSBC	35,315
820	Fair Isaac Corp	Morgan Stanley	14,818
12,741	Falcon Minerals Corp	Bank of America Merrill Lynch	2,930
26,499	Falcon Minerals Corp	Barclays Bank	(1,855)
9,969	Falcon Minerals Corp	Goldman Sachs	2,293
48,697	Falcon Minerals Corp	HSBC	(974)
55,340	Falcon Minerals Corp	Morgan Stanley	(3,874)
(17,949)	Farfetch Ltd 'A'	Goldman Sachs	14,359
(7,460)	Farfetch Ltd 'A'	HSBC	21,709
(39,458)	Farmer Bros Co	Bank of America Merrill Lynch	(25,648)
(2,077)	Farmer Bros Co	Barclays Bank	(2,243)
(3,918)	Farmer Bros Co	HSBC	2,743
(16,552)	Farmer Bros Co	Morgan Stanley	(17,876)
2,739	Farmers & Merchants Bancorp Inc/Archbold OH	Bank of America Merrill Lynch	6,957
1,318	Farmers & Merchants Bancorp Inc/Archbold OH	Goldman Sachs	3,348
2,851	Farmers & Merchants Bancorp Inc/Archbold OH	Morgan Stanley	3,507
87,801	Farmers National Banc Corp	Bank of America Merrill Lynch	110,629
11,180	Farmers National Banc Corp	Barclays Bank	7,043
70,102	Farmers National Banc Corp	Goldman Sachs	88,329
15,764	Farmers National Banc Corp	HSBC	6,779
36,520	Farmers National Banc Corp	Morgan Stanley	23,008
(19,641)	Farmland Partners Inc (REIT)	Barclays Bank	1,178
(94,511)	Farmland Partners Inc (REIT)	Morgan Stanley	5,671
(6,344)	FARO Technologies Inc	Bank of America Merrill Lynch	(22,833)
(6,685)	FARO Technologies Inc	Barclays Bank	16,579
(2,157)	FARO Technologies Inc	Goldman Sachs	(8,563)
(11,168)	FARO Technologies Inc	HSBC	(2,680)
(441)	FARO Technologies Inc	Morgan Stanley	1,094

保有高	銘柄	取引相手	未実現評価益/ (損) (米ドル)
	米国(続き)		
(6,644)	Fastenal Co	Barclays Bank	(11,693)
(12,290)	Fastenal Co	HSBC	(18,243)
(67,842)	Fastenal Co	Morgan Stanley	(119,402)
(2,009)	Fastly Inc 'A'	Bank of America Merrill Lynch	(424)
(8,826)	Fastly Inc 'A'	Barclays Bank	(4,095)
(4,876)	Fastly Inc 'A'	Goldman Sachs	(3,354)
1,630	Fate Therapeutics Inc	Bank of America Merrill Lynch	5,413
2,275	Fate Therapeutics Inc	Barclays Bank	(6,211)
8,636	Fate Therapeutics Inc	Goldman Sachs	34,976
13,338	Fate Therapeutics Inc	HSBC	47,303
5,232	Fate Therapeutics Inc	Morgan Stanley	(14,283)
(6,176)	FB Financial Corp	Bank of America Merrill Lynch	(21,740)
(2,368)	FB Financial Corp	Barclays Bank	(2,842)
(6,066)	FB Financial Corp	Goldman Sachs	(21,352)
(7,370)	FB Financial Corp	HSBC	(10,908)
(31,445)	FB Financial Corp	Morgan Stanley	(37,734)
2,437	FBL Financial Group Inc 'A'	Bank of America Merrill Lynch	5,459
3,637	FBL Financial Group Inc 'A'	Barclays Bank	691
4,670	FBL Financial Group Inc 'A'	Goldman Sachs	10,461
7,185	FBL Financial Group Inc 'A'	HSBC	(16,813)
5,723	FBL Financial Group Inc 'A'	Morgan Stanley	1,087
6,582	Federal Agricultural Mortgage Corp 'C'	Bank of America Merrill Lynch	40,413
10,183	Federal Agricultural Mortgage Corp 'C'	Barclays Bank	10,590
390	Federal Agricultural Mortgage Corp 'C'	Goldman Sachs	2,395
353	Federal Agricultural Mortgage Corp 'C'	HSBC	512
2,566	Federal Agricultural Mortgage Corp 'C'	Morgan Stanley	2,669
(9,405)	Federal Realty Investment Trust (REIT)	Goldman Sachs	(67,152)
9,319	Federal Realty Investment Trust (REIT)	Goldman Sachs	(13,192)
(11,201)	Federal Realty Investment Trust (REIT)	HSBC	(11,649)
(2,438)	Federal Realty Investment Trust (REIT)	Morgan Stanley	(1,633)
14,178	Federal Signal Corp	Bank of America Merrill Lynch	44,802
68,430	Federal Signal Corp	Barclays Bank	112,910
18,439	Federal Signal Corp	Goldman Sachs	58,267
15,080	Federal Signal Corp	HSBC	32,237
37,459	Federal Signal Corp	Morgan Stanley	61,808
8,513	Federated Hermes Inc	Bank of America Merrill Lynch	17,659
(7,622)	Federated Hermes Inc	Bank of America Merrill Lynch	(18,445)
16,977	Federated Hermes Inc	Barclays Bank	14,940
(12,990)	Federated Hermes Inc	Barclays Bank	(11,431)
(12,494)	Federated Hermes Inc	Goldman Sachs	(30,235)
6,040	Federated Hermes Inc	Goldman Sachs	14,617
(15,573)	Federated Hermes Inc	HSBC	(10,443)
4,048	Federated Hermes Inc	HSBC	5,359
(31,187)	Federated Hermes Inc	Morgan Stanley	(27,444)
11,555	Federated Hermes Inc	Morgan Stanley	10,168

保有高	銘柄	取引相手	未実現評価益/ (損) (米ドル)
	米国(続き)		
1,552	FedEx Corp	Bank of America Merrill Lynch	(6,952)
(1,654)	FedEx Corp	Goldman Sachs	(33,361)
15,008	FedEx Corp	Goldman Sachs	229,385
(3,222)	FedEx Corp	HSBC	(23,360)
(7,519)	FedEx Corp	Morgan Stanley	(80,378)
10,062	FedNat Holding Co	Barclays Bank	1,006
11,207	FedNat Holding Co	Goldman Sachs	9,190
6,899	FedNat Holding Co	HSBC	483
47,681	FedNat Holding Co	Morgan Stanley	4,768
4,692	Fennec Pharmaceuticals Inc	Bank of America Merrill Lynch	(235)
13,756	Fennec Pharmaceuticals Inc	Goldman Sachs	(688)
3,680	Fennec Pharmaceuticals Inc	HSBC	595
16,062	Fennec Pharmaceuticals Inc	Morgan Stanley	(2,731)
1,026	Ferrari NV	Bank of America Merrill Lynch	11,809
2,858	Ferrari NV	Barclays Bank	24,064
974	Ferrari NV	HSBC	9,090
1,996	Ferrari NV	Morgan Stanley	16,806
22,272	Ferro Corp	Bank of America Merrill Lynch	24,276
6,269	Ferro Corp	Barclays Bank	1,567
41,763	Ferro Corp	Goldman Sachs	45,522
9,085	Ferro Corp	HSBC	16,353
63,729	Ferro Corp	Morgan Stanley	15,932
(13,151)	Fiat Chrysler Automobiles NV	Goldman Sachs	(13,677)
(18,460)	Fiat Chrysler Automobiles NV	Morgan Stanley	(13,660)
9,981	FibroGen Inc	Bank of America Merrill Lynch	(13,566)
(1,574)	FibroGen Inc	Barclays Bank	3,337
19,148	FibroGen Inc	Barclays Bank	(40,594)
11,785	FibroGen Inc	Goldman Sachs	(16,941)
(453)	FibroGen Inc	HSBC	779
1,265	FibroGen Inc	HSBC	(3,317)
(13,603)	FibroGen Inc	Morgan Stanley	28,838
22,670	FibroGen Inc	Morgan Stanley	(48,060)
(24)	Fidelity D&D Bancorp Inc	Barclays Bank	(27)
(1,224)	Fidelity D&D Bancorp Inc	Morgan Stanley	(1,401)
2,008	Fidelity National Financial Inc	Barclays Bank	6,506
(7,224)	Fidelity National Financial Inc	Barclays Bank	(8,156)
6,064	Fidelity National Financial Inc	Goldman Sachs	34,444
(2,017)	Fidelity National Financial Inc	Goldman Sachs	(5,953)
3,688	Fidelity National Financial Inc	HSBC	17,887
5,945	Fidelity National Financial Inc	Morgan Stanley	19,262
(11,733)	Fidelity National Financial Inc	Morgan Stanley	(38,015)
1,037	Fidelity National Information Services Inc	Bank of America Merrill Lynch	5,278
1,469	Fidelity National Information Services Inc	Barclays Bank	(2,832)
26,744	Fidelity National Information Services Inc	Goldman Sachs	136,127
19,593	Fidelity National Information Services Inc	Morgan Stanley	22,532

保有高	銘柄	取引相手	未実現評価益/ (損) (米ドル)
	米国(続き)		
12,332	Fiesta Restaurant Group Inc	Bank of America Merrill Lynch	6,289
3,182	Fiesta Restaurant Group Inc	HSBC	1,273
19,245	Fiesta Restaurant Group Inc	Morgan Stanley	(5,389)
34,938	Fifth Third Bancorp	Bank of America Merrill Lynch	118,090
18,910	Fifth Third Bancorp	Barclays Bank	35,740
26,854	Fifth Third Bancorp	Goldman Sachs	90,767
38,540	Fifth Third Bancorp	HSBC	62,847
27,051	Fifth Third Bancorp	Morgan Stanley	51,126
(17,953)	Financial Institutions Inc	Bank of America Merrill Lynch	(48,294)
(1,214)	Financial Institutions Inc	Barclays Bank	(194)
(18,754)	Financial Institutions Inc	Goldman Sachs	(50,448)
(9,697)	Financial Institutions Inc	Morgan Stanley	(1,552)
(26,184)	FireEye Inc	Bank of America Merrill Lynch	(8,117)
(52,153)	FireEye Inc	Barclays Bank	11,474
(8,610)	FireEye Inc	Goldman Sachs	(2,669)
(10,701)	FireEye Inc	HSBC	5,779
(57,067)	FireEye Inc	Morgan Stanley	12,555
10,048	First American Financial Corp	Barclays Bank	7,737
(1,744)	First American Financial Corp	Barclays Bank	(1,343)
(5,216)	First American Financial Corp	HSBC	(16,639)
726	First American Financial Corp	Morgan Stanley	559
(8,650)	First American Financial Corp	Morgan Stanley	(6,661)
(42,882)	First BanCorp	Bank of America Merrill Lynch	(31,304)
(29,425)	First BanCorp	Barclays Bank	(2,943)
(98,709)	First BanCorp	Goldman Sachs	(72,058)
(14,599)	First BanCorp	HSBC	2,336
(52,150)	First BanCorp	Morgan Stanley	(5,215)
3,433	First Bancorp Inc	Bank of America Merrill Lynch	8,617
8,301	First Bancorp Inc	Barclays Bank	10,625
4,274	First Bancorp Inc	Goldman Sachs	10,728
7,227	First Bancorp Inc	HSBC	(650)
10,868	First Bancorp Inc	Morgan Stanley	11,813
(7,834)	First Bancorp/Southern Pines NC	Bank of America Merrill Lynch	(29,613)
(4,959)	First Bancorp/Southern Pines NC	Barclays Bank	(11,505)
(27,868)	First Bancorp/Southern Pines NC	Goldman Sachs	(105,341)
(14,025)	First Bancorp/Southern Pines NC	HSBC	(6,311)
(24,689)	First Bancorp/Southern Pines NC	Morgan Stanley	(57,278)
(60)	First Bancshares Inc	Goldman Sachs	(211)
(8,549)	First Bancshares Inc	HSBC	(12,909)
(44,596)	First Bancshares Inc	Morgan Stanley	(52,623)
40,949	First Bank/Hamilton NJ	Bank of America Merrill Lynch	30,712
16,484	First Bank/Hamilton NJ	Barclays Bank	2,308
14,967	First Bank/Hamilton NJ	Goldman Sachs	11,225
2,987	First Bank/Hamilton NJ	HSBC	388
7,120	First Bank/Hamilton NJ	Morgan Stanley	997

保有高	銘柄	取引相手	未実現評価益/ (損) (米ドル)
	米国(続き)		
(5,932)	First Busey Corp	Bank of America Merrill Lynch	(15,216)
(38,329)	First Busey Corp	Barclays Bank	(47,336)
(36,620)	First Busey Corp	Goldman Sachs	(90,053)
(40,880)	First Busey Corp	HSBC	(39,724)
(41,429)	First Busey Corp	Morgan Stanley	(51,165)
15,221	First Business Financial Services Inc	Bank of America Merrill Lynch	25,267
7,542	First Business Financial Services Inc	Barclays Bank	1,886
12,761	First Business Financial Services Inc	Goldman Sachs	21,183
13,145	First Business Financial Services Inc	HSBC	2,103
1,930	First Business Financial Services Inc	Morgan Stanley	483
(547)	First Capital Inc	Bank of America Merrill Lynch	(5,339)
(2,373)	First Capital Inc	Barclays Bank	(3,465)
(13,203)	First Choice Bancorp	Bank of America Merrill Lynch	(9,770)
(3,463)	First Choice Bancorp	Barclays Bank	(1,420)
(300)	First Choice Bancorp	Goldman Sachs	(222)
(3,316)	First Choice Bancorp	Morgan Stanley	(1,360)
(818)	First Citizens BancShares Inc 'A'	Bank of America Merrill Lynch	(44,154)
528	First Citizens BancShares Inc 'A'	Barclays Bank	17,524
(518)	First Citizens BancShares Inc 'A'	Barclays Bank	(17,192)
221	First Citizens BancShares Inc 'A'	Goldman Sachs	12,948
(1,027)	First Citizens BancShares Inc 'A'	Goldman Sachs	(58,242)
1,216	First Citizens BancShares Inc 'A'	HSBC	25,645
(282)	First Citizens BancShares Inc 'A'	HSBC	(5,947)
2,083	First Citizens BancShares Inc 'A'	Morgan Stanley	69,135
(1,941)	First Citizens BancShares Inc 'A'	Morgan Stanley	(64,422)
(83,808)	First Commonwealth Financial Corp	Bank of America Merrill Lynch	(90,513)
(4,816)	First Commonwealth Financial Corp	Barclays Bank	(1,589)
(52,724)	First Commonwealth Financial Corp	Goldman Sachs	(56,942)
(72,970)	First Commonwealth Financial Corp	HSBC	12,133
(43,926)	First Commonwealth Financial Corp	Morgan Stanley	(14,496)
6,554	First Community Bankshares Inc	Bank of America Merrill Lynch	19,596
21,641	First Community Bankshares Inc	Barclays Bank	27,700
15,968	First Community Bankshares Inc	Goldman Sachs	47,744
57,119	First Community Bankshares Inc	HSBC	(11,205)
32,533	First Community Bankshares Inc	Morgan Stanley	41,642
2,437	First Community Corp/SC	Barclays Bank	(902)
16,312	First Community Corp/SC	Goldman Sachs	(5,872)
28,408	First Community Corp/SC	Morgan Stanley	(10,511)
97,421	First Defiance Financial Corp	Bank of America Merrill Lynch	233,882
9,159	First Defiance Financial Corp	Barclays Bank	6,045
2,463	First Defiance Financial Corp	HSBC	(222)
10,043	First Defiance Financial Corp	Morgan Stanley	4,307
(23,508)	First Financial Bancorp	Bank of America Merrill Lynch	(36,320)
(53,965)	First Financial Bancorp	Barclays Bank	(58,552)
(11,009)	First Financial Bancorp	Goldman Sachs	(17,009)

保有高	銘柄	取引相手	未実現評価益/ (損) (米ドル)
	米国(続き)		
(8,432)	First Financial Bancorp	HSBC	8,458
(29,603)	First Financial Bancorp	Morgan Stanley	(32,119)
(14,508)	First Financial Bankshares Inc	Bank of America Merrill Lynch	(56,842)
(40,453)	First Financial Bankshares Inc	Barclays Bank	(81,715)
(69,455)	First Financial Bankshares Inc	Goldman Sachs	(296,039)
(40,404)	First Financial Bankshares Inc	HSBC	(115,270)
(37,131)	First Financial Bankshares Inc	Morgan Stanley	(75,004)
64,551	First Financial Corp	Bank of America Merrill Lynch	224,637
3,531	First Financial Corp	Barclays Bank	5,085
1,380	First Financial Corp	Goldman Sachs	4,802
2,248	First Financial Corp	HSBC	3,439
3,247	First Financial Corp	Morgan Stanley	4,676
70,226	First Financial Northwest Inc	Bank of America Merrill Lynch	113,064
41,282	First Financial Northwest Inc	Goldman Sachs	66,464
(89,491)	First Foundation Inc	Goldman Sachs	(181,667)
(9,664)	First Foundation Inc	HSBC	(12,950)
(49,019)	First Foundation Inc	Morgan Stanley	(22,549)
(2,148)	First Guaranty Bancshares Inc	Bank of America Merrill Lynch	(2,835)
(2,205)	First Guaranty Bancshares Inc	Morgan Stanley	(2,624)
2,452	First Hawaiian Inc	Bank of America Merrill Lynch	7,307
(5,139)	First Hawaiian Inc	Bank of America Merrill Lynch	(15,314)
1,323	First Hawaiian Inc	Barclays Bank	1,416
(6,491)	First Hawaiian Inc	Barclays Bank	(6,945)
2,293	First Hawaiian Inc	Goldman Sachs	6,833
9,584	First Hawaiian Inc	HSBC	4,265
(16,607)	First Hawaiian Inc	HSBC	(7,390)
36,267	First Hawaiian Inc	Morgan Stanley	38,806
(9,581)	First Hawaiian Inc	Morgan Stanley	(10,252)
18,719	First Horizon National Corp	Bank of America Merrill Lynch	32,572
24,557	First Horizon National Corp	Barclays Bank	12,216
64,356	First Horizon National Corp	Goldman Sachs	111,980
129,789	First Horizon National Corp	HSBC	76,091
50,088	First Horizon National Corp	Morgan Stanley	35,562
64,854	First Industrial Realty Trust Inc (REIT)	Bank of America Merrill Lynch	236,717
162,288	First Industrial Realty Trust Inc (REIT)	Goldman Sachs	592,351
31,903	First Industrial Realty Trust Inc (REIT)	HSBC	29,999
21,305	First Industrial Realty Trust Inc (REIT)	Morgan Stanley	29,188
(8,228)	First Internet Bancorp	Bank of America Merrill Lynch	(25,918)
(1,666)	First Internet Bancorp	Barclays Bank	(3,365)
(5,968)	First Internet Bancorp	Goldman Sachs	(18,799)
(2,930)	First Internet Bancorp	HSBC	(3,692)
(11,667)	First Internet Bancorp	Morgan Stanley	(23,567)
3,802	First Interstate BancSystem Inc 'A'	Bank of America Merrill Lynch	11,824
54,625	First Interstate BancSystem Inc 'A'	Barclays Bank	82,522
1,757	First Interstate BancSystem Inc 'A'	Goldman Sachs	3,550

保有高	銘柄	取引相手	未実現評価益/ (損) (米ドル)
	米国(続き)		
20,065	First Interstate BancSystem Inc 'A'	HSBC	(14,985)
6,722	First Interstate BancSystem Inc 'A'	Morgan Stanley	10,554
(48,074)	First Merchants Corp	Bank of America Merrill Lynch	(226,452)
(51,146)	First Merchants Corp	Barclays Bank	(150,369)
(17,539)	First Merchants Corp	HSBC	(23,892)
(15,724)	First Merchants Corp	Morgan Stanley	(46,229)
(79,031)	First Mid Bancshares Inc	Bank of America Merrill Lynch	(183,352)
(34,032)	First Mid Bancshares Inc	Goldman Sachs	(78,954)
(2,689)	First Mid Bancshares Inc	HSBC	484
(13,824)	First Mid Bancshares Inc	Morgan Stanley	(17,695)
(79,163)	First Midwest Bancorp Inc	Bank of America Merrill Lynch	(147,345)
(58,420)	First Midwest Bancorp Inc	Barclays Bank	(54,915)
(113,408)	First Midwest Bancorp Inc	Goldman Sachs	(223,413)
(34,972)	First Midwest Bancorp Inc	HSBC	(7,422)
(39,693)	First Midwest Bancorp Inc	Morgan Stanley	(37,311)
58,552	First Northwest Bancorp	Bank of America Merrill Lynch	131,156
1,455	First Northwest Bancorp	Barclays Bank	1,499
1,569	First Northwest Bancorp	Goldman Sachs	3,515
1,178	First Northwest Bancorp	HSBC	2,957
1,593	First Northwest Bancorp	Morgan Stanley	1,641
(4,526)	First of Long Island Corp	Bank of America Merrill Lynch	(9,097)
(6,996)	First of Long Island Corp	Barclays Bank	(3,078)
(6,326)	First of Long Island Corp	Goldman Sachs	(12,715)
(27,209)	First of Long Island Corp	HSBC	(23,400)
(25,817)	First of Long Island Corp	Morgan Stanley	(11,359)
(10,204)	First Republic Bank	Bank of America Merrill Lynch	(117,506)
(6,702)	First Republic Bank	Barclays Bank	(77,073)
(737)	First Republic Bank	Goldman Sachs	(7,534)
(8,238)	First Republic Bank	HSBC	(48,314)
(10,096)	First Republic Bank	Morgan Stanley	(116,105)
6,994	First Savings Financial Group Inc	Bank of America Merrill Lynch	(350)
1,107	First Savings Financial Group Inc	Goldman Sachs	(55)
634	First Savings Financial Group Inc	Morgan Stanley	552
(9,817)	First Solar Inc	Barclays Bank	(20,813)
(7,963)	First Solar Inc	Goldman Sachs	(38,659)
(11,072)	First Solar Inc	HSBC	(15,833)
(33,169)	First Solar Inc	Morgan Stanley	(70,318)
11,472	First United Corp	Bank of America Merrill Lynch	(4,245)
5,676	First United Corp	Barclays Bank	2,441
20,049	First United Corp	Goldman Sachs	(7,418)
2,747	First United Corp	HSBC	(1,731)
20,880	First United Corp	Morgan Stanley	8,978
8,572	FirstCash Inc	Bank of America Merrill Lynch	11,731
5,267	FirstCash Inc	Barclays Bank	243
10,166	FirstCash Inc	Goldman Sachs	13,159

保有高	銘柄	取引相手	未実現評価益/ (損) (米ドル)
	米国(続き)		
15,407	FirstCash Inc	HSBC	(51,329)
33,551	FirstCash Inc	Morgan Stanley	21,887
(4,185)	FirstEnergy Corp	Bank of America Merrill Lynch	843
(1,724)	FirstEnergy Corp	Barclays Bank	(3,051)
(5,343)	FirstEnergy Corp	Goldman Sachs	(16,670)
(79,716)	FirstEnergy Corp	HSBC	(144,286)
(90,786)	FirstEnergy Corp	Morgan Stanley	(160,691)
201	Fiserv Inc	Bank of America Merrill Lynch	1,236
40,747	Fiserv Inc	Barclays Bank	91,273
17,254	Fiserv Inc	Goldman Sachs	106,112
18,577	Fiserv Inc	HSBC	24,795
18,347	Fiserv Inc	Morgan Stanley	41,098
(54,806)	Fitbit Inc 'A'	Bank of America Merrill Lynch	2,156
(79,943)	Fitbit Inc 'A'	Barclays Bank	(5,596)
(112,771)	Fitbit Inc 'A'	HSBC	18,235
(25,336)	Fitbit Inc 'A'	Morgan Stanley	(1,774)
(857)	Five Below Inc	Bank of America Merrill Lynch	(10,932)
(318)	Five Below Inc	Barclays Bank	(1,603)
(3,291)	Five Below Inc	HSBC	(46,371)
(6,023)	Five Below Inc	Morgan Stanley	(30,356)
(29,216)	Five Prime Therapeutics Inc	Barclays Bank	11,102
(31,757)	Five Prime Therapeutics Inc	Goldman Sachs	(32,551)
(9,988)	Five Prime Therapeutics Inc	Morgan Stanley	3,795
289	Five9 Inc	Bank of America Merrill Lynch	1,178
3,702	Five9 Inc	Barclays Bank	(9,810)
6,524	Five9 Inc	Goldman Sachs	(21,175)
3,822	Five9 Inc	HSBC	(2,263)
18,232	Five9 Inc	Morgan Stanley	(48,315)
(4,125)	Fiverr International Ltd	HSBC	(33,480)
(1,258)	Fiverr International Ltd	Morgan Stanley	(5,976)
5,588	Flagstar Bancorp Inc	Bank of America Merrill Lynch	25,034
4,711	Flagstar Bancorp Inc	Barclays Bank	10,647
5,578	Flagstar Bancorp Inc	Goldman Sachs	24,989
19,985	Flagstar Bancorp Inc	HSBC	27,979
30,618	Flagstar Bancorp Inc	Morgan Stanley	69,197
(3,641)	FleetCor Technologies Inc	Goldman Sachs	(36,269)
(8,105)	FleetCor Technologies Inc	HSBC	(22,532)
(9,951)	FleetCor Technologies Inc	Morgan Stanley	(35,127)
(48,199)	Flex Ltd	Bank of America Merrill Lynch	(15,906)
(52,841)	Flex Ltd	Barclays Bank	(529)
(34,850)	Flex Ltd	Goldman Sachs	(9,003)
(5,195)	Flex Ltd	HSBC	2,026
(43,175)	Flex Ltd	Morgan Stanley	(432)
2,751	Flexion Therapeutics Inc	Bank of America Merrill Lynch	6,547
13,779	Flexion Therapeutics Inc	Barclays Bank	15,846

保有高	銘柄	取引相手	未実現評価益/ (損) (米ドル)
	米国(続き)		
12,420	Flexion Therapeutics Inc	Goldman Sachs	29,560
3,514	Flexion Therapeutics Inc	HSBC	4,990
21,130	Flexion Therapeutics Inc	Morgan Stanley	24,300
(15,851)	Flexsteel Industries Inc	Bank of America Merrill Lynch	(20,131)
(5,715)	Flexsteel Industries Inc	Barclays Bank	(5,315)
(16,244)	Flexsteel Industries Inc	Goldman Sachs	(20,630)
(1,866)	Flexsteel Industries Inc	HSBC	(1,661)
(29,088)	Flexsteel Industries Inc	Morgan Stanley	(27,052)
1,719	FLIR Systems Inc	Bank of America Merrill Lynch	(1,676)
1,173	FLIR Systems Inc	Goldman Sachs	225
1,751	FLIR Systems Inc	HSBC	(2,626)
(32,244)	FLIR Systems Inc	Morgan Stanley	23,538
19,318	FLIR Systems Inc	Morgan Stanley	(14,102)
(11,374)	Floor & Decor Holdings Inc 'A'	Bank of America Merrill Lynch	(81,324)
4,185	Floor & Decor Holdings Inc 'A'	Bank of America Merrill Lynch	20,957
1,155	Floor & Decor Holdings Inc 'A'	Barclays Bank	2,079
(9,920)	Floor & Decor Holdings Inc 'A'	HSBC	(86,205)
10,729	Floor & Decor Holdings Inc 'A'	HSBC	80,044
(4,153)	Floor & Decor Holdings Inc 'A'	Morgan Stanley	(7,475)
(76,369)	Flotek Industries Inc	Bank of America Merrill Lynch	(11,051)
(26,247)	Flotek Industries Inc	Goldman Sachs	(3,798)
(55,703)	Flotek Industries Inc	HSBC	(7,325)
(72,024)	Flotek Industries Inc	Morgan Stanley	2,139
1,918	Flowers Foods Inc	Bank of America Merrill Lynch	1,036
3,311	Flowers Foods Inc	Barclays Bank	1,126
15,336	Flowers Foods Inc	Goldman Sachs	8,282
51,539	Flowers Foods Inc	HSBC	44,324
55,388	Flowers Foods Inc	Morgan Stanley	18,831
(11,982)	Flowserve Corp	Bank of America Merrill Lynch	(35,227)
(3,646)	Flowserve Corp	Barclays Bank	(656)
(6,578)	Flowserve Corp	Goldman Sachs	(19,339)
(1,250)	Flowserve Corp	HSBC	1,750
(26,740)	Flowserve Corp	Morgan Stanley	(4,814)
19,690	Fluent Inc	Goldman Sachs	7,679
(8,909)	Fluidigm Corp	Goldman Sachs	3,118
(32,982)	Fluidigm Corp	Morgan Stanley	14,182
(6,684)	Fluor Corp	Bank of America Merrill Lynch	(13,435)
(14,765)	Fluor Corp	Goldman Sachs	(29,678)
11,938	Fluor Corp	HSBC	8,954
40,123	Fluor Corp	Morgan Stanley	12,438
9,311	Flushing Financial Corp	Bank of America Merrill Lynch	15,270
19,680	Flushing Financial Corp	Barclays Bank	5,904
60,106	Flushing Financial Corp	Goldman Sachs	98,574
16,378	Flushing Financial Corp	HSBC	1,735
18,940	Flushing Financial Corp	Morgan Stanley	5,682

保有高	銘柄	取引相手	未実現評価益/ (損) (米ドル)
	米国(続き)		
(518)	FMC Corp	Bank of America Merrill Lynch	(5,232)
(2,680)	FMC Corp	Barclays Bank	(12,918)
14,363	FMC Corp	Barclays Bank	59,304
(1,689)	FMC Corp	Goldman Sachs	(17,059)
1,733	FMC Corp	Goldman Sachs	3,561
(2,589)	FMC Corp	HSBC	(12,013)
(8,858)	FMC Corp	Morgan Stanley	(42,696)
(59,283)	FNB Corp/PA	Bank of America Merrill Lynch	(62,544)
41,446	FNB Corp/PA	Bank of America Merrill Lynch	32,947
34,682	FNB Corp/PA	Barclays Bank	12,659
95,901	FNB Corp/PA	Goldman Sachs	101,176
(61,265)	FNB Corp/PA	HSBC	20,524
79,447	FNB Corp/PA	HSBC	(11,365)
(24,540)	FNB Corp/PA	Morgan Stanley	(8,957)
123,198	FNB Corp/PA	Morgan Stanley	35,093
(2,060)	FNCB Bancorp Inc	Bank of America Merrill Lynch	21
(3,774)	FNCB Bancorp Inc	Barclays Bank	1,208
(10,852)	FNCB Bancorp Inc	Goldman Sachs	109
(410)	FNCB Bancorp Inc	HSBC	221
(11,032)	FNCB Bancorp Inc	Morgan Stanley	3,530
7,726	Focus Financial Partners Inc 'A'	Goldman Sachs	41,257
11,404	Focus Financial Partners Inc 'A'	Morgan Stanley	(1,140)
(2,759)	Fomento Economico Mexicano SAB de CV ADR	HSBC	3,559
1,369	FONAR Corp	Bank of America Merrill Lynch	5,859
10,051	FONAR Corp	Barclays Bank	10,152
12,716	FONAR Corp	Goldman Sachs	54,424
6,214	FONAR Corp	HSBC	21,128
7,563	FONAR Corp	Morgan Stanley	7,639
2,140	Foot Locker Inc	Bank of America Merrill Lynch	4,066
(8,423)	Foot Locker Inc	Bank of America Merrill Lynch	(16,004)
3,023	Foot Locker Inc	Barclays Bank	1,481
5,727	Foot Locker Inc	Goldman Sachs	10,881
(8,470)	Foot Locker Inc	Goldman Sachs	(16,093)
5,452	Foot Locker Inc	HSBC	8,505
5,937	Foot Locker Inc	Morgan Stanley	2,909
(15,397)	Foot Locker Inc	Morgan Stanley	(7,545)
172,671	Ford Motor Co	Goldman Sachs	136,410
185,473	Ford Motor Co	HSBC	83,463
75,063	Ford Motor Co	Morgan Stanley	3,003
(14,748)	Forestar Group Inc	Bank of America Merrill Lynch	(33,036)
(4,364)	Forestar Group Inc	Barclays Bank	(2,880)
(16,252)	Forestar Group Inc	Goldman Sachs	(36,404)
(7,625)	Forestar Group Inc	HSBC	(10,370)
(9,121)	Forestar Group Inc	Morgan Stanley	(6,020)
13,007	FormFactor Inc	Bank of America Merrill Lynch	22,273

保有高	銘柄	取引相手	未実現評価益/ (損) (米ドル)
	米国(続き)		
39,567	FormFactor Inc	Barclays Bank	41,150
33,712	FormFactor Inc	Goldman Sachs	65,064
81,057	FormFactor Inc	HSBC	(7,043)
83,171	FormFactor Inc	Morgan Stanley	84,482
7,146	Forrester Research Inc	Bank of America Merrill Lynch	5,860
3,339	Forrester Research Inc	Barclays Bank	(3,005)
22,337	Forrester Research Inc	Goldman Sachs	18,316
1,676	Forrester Research Inc	HSBC	(7,743)
2,053	Forrester Research Inc	Morgan Stanley	(1,848)
(25,999)	Forterra Inc	Bank of America Merrill Lynch	(21,579)
(8,070)	Forterra Inc	Goldman Sachs	(6,698)
(26,503)	Forterra Inc	HSBC	(8,652)
(2,894)	Forterra Inc	Morgan Stanley	(203)
(3,101)	Fortinet Inc	Barclays Bank	16,621
4,045	Fortinet Inc	Morgan Stanley	(21,681)
(3,903)	Fortinet Inc	Morgan Stanley	20,920
(6,401)	Fortive Corp	Bank of America Merrill Lynch	(34,949)
13,051	Fortive Corp	Bank of America Merrill Lynch	64,323
(12,211)	Fortive Corp	Barclays Bank	(26,620)
1,908	Fortive Corp	Barclays Bank	4,159
(3,418)	Fortive Corp	Goldman Sachs	(18,662)
10,534	Fortive Corp	Goldman Sachs	57,516
(9,749)	Fortive Corp	HSBC	(15,849)
23,756	Fortive Corp	HSBC	80,222
(6,312)	Fortive Corp	Morgan Stanley	(13,760)
9,768	Fortive Corp	Morgan Stanley	21,294
3,964	Fortune Brands Home & Security Inc	Bank of America Merrill Lynch	27,827
5,479	Fortune Brands Home & Security Inc	Barclays Bank	219
(4,787)	Fortune Brands Home & Security Inc	Barclays Bank	9,310
5,588	Fortune Brands Home & Security Inc	Goldman Sachs	39,228
(12,667)	Fortune Brands Home & Security Inc	Goldman Sachs	(823)
8,949	Fortune Brands Home & Security Inc	HSBC	40,181
25,610	Fortune Brands Home & Security Inc	Morgan Stanley	1,024
(17,624)	Fortune Brands Home & Security Inc	Morgan Stanley	(705)
99,299	Forum Energy Technologies Inc	Barclays Bank	(1,589)
200,946	Forum Energy Technologies Inc	HSBC	(29,619)
193,215	Forum Energy Technologies Inc	Morgan Stanley	(3,091)
(1,217)	Forward Air Corp	Bank of America Merrill Lynch	(6,328)
(25,232)	Forward Air Corp	HSBC	9,588
(15,853)	Forward Air Corp	Morgan Stanley	(38,998)
(32,906)	Fossil Group Inc	Bank of America Merrill Lynch	(5,594)
(12,680)	Fossil Group Inc	Barclays Bank	2,282
(39,065)	Fossil Group Inc	Goldman Sachs	(6,641)
(23,801)	Fossil Group Inc	HSBC	12,139
(68,028)	Fossil Group Inc	Morgan Stanley	12,245

保有高	銘柄	取引相手	未実現評価益/ (損) (米ドル)
	米国(続き)		
31,751	Foundation Building Materials Inc	Bank of America Merrill Lynch	44,134
32,101	Foundation Building Materials Inc	Goldman Sachs	44,620
27,703	Foundation Building Materials Inc	Morgan Stanley	(1,662)
137,672	Four Corners Property Trust Inc (REIT)	Bank of America Merrill Lynch	245,056
19,695	Four Corners Property Trust Inc (REIT)	HSBC	(18,215)
17,407	Four Corners Property Trust Inc (REIT)	Morgan Stanley	(6,196)
9,136	Fox Corp 'A'	HSBC	22,931
(6,956)	Fox Corp 'B'	Bank of America Merrill Lynch	(19,268)
(20,327)	Fox Corp 'B'	Barclays Bank	(18,294)
(18,602)	Fox Corp 'B'	Goldman Sachs	(51,528)
(841)	Fox Corp 'B'	HSBC	(2,136)
(20,100)	Fox Corp 'B'	Morgan Stanley	(18,090)
9,318	Fox Factory Holding Corp	Bank of America Merrill Lynch	136,323
1,502	Fox Factory Holding Corp	Barclays Bank	4,791
1,999	Fox Factory Holding Corp	Goldman Sachs	29,246
2,701	Fox Factory Holding Corp	HSBC	37,706
2,894	Fox Factory Holding Corp	Morgan Stanley	9,232
(1,454)	Franchise Group Inc	Bank of America Merrill Lynch	(2,574)
(7,778)	Franchise Group Inc	Barclays Bank	233
(14,160)	Franchise Group Inc	Goldman Sachs	(25,063)
(2,157)	Franchise Group Inc	Morgan Stanley	65
4,243	Franklin Covey Co	Barclays Bank	424
25,754	Franklin Covey Co	Goldman Sachs	39,919
12,886	Franklin Covey Co	HSBC	(3,608)
29,828	Franklin Covey Co	Morgan Stanley	2,983
(761)	Franklin Electric Co Inc	Bank of America Merrill Lynch	(3,904)
2,851	Franklin Electric Co Inc	Bank of America Merrill Lynch	14,626
(3,573)	Franklin Electric Co Inc	Barclays Bank	(9,254)
14,375	Franklin Electric Co Inc	Barclays Bank	37,231
4,185	Franklin Electric Co Inc	Goldman Sachs	21,469
(7,797)	Franklin Electric Co Inc	Goldman Sachs	(39,999)
(562)	Franklin Electric Co Inc	HSBC	(821)
5,167	Franklin Electric Co Inc	HSBC	7,544
(628)	Franklin Electric Co Inc	Morgan Stanley	(1,627)
9,106	Franklin Electric Co Inc	Morgan Stanley	23,585
(30,692)	Franklin Financial Network Inc	Bank of America Merrill Lynch	(97,294)
(1,994)	Franklin Financial Network Inc	Barclays Bank	(1,894)
(16,025)	Franklin Financial Network Inc	HSBC	(25,320)
(10,990)	Franklin Financial Network Inc	Morgan Stanley	(10,441)
4,637	Franklin Financial Services Corp	Bank of America Merrill Lynch	5,704
2,489	Franklin Financial Services Corp	Barclays Bank	2,315
3,421	Franklin Financial Services Corp	Goldman Sachs	4,208
2,184	Franklin Financial Services Corp	HSBC	(3,975)
815	Franklin Financial Services Corp	Morgan Stanley	758
(9,272)	Franklin Resources Inc	Bank of America Merrill Lynch	(8,808)

保有高	銘柄	取引相手	未実現評価益/ (損) (米ドル)
	米国(続き)		
10,854	Franklin Resources Inc	Bank of America Merrill Lynch	10,311
(8,915)	Franklin Resources Inc	Barclays Bank	(7,310)
6,769	Franklin Resources Inc	Barclays Bank	5,551
(1,946)	Franklin Resources Inc	Goldman Sachs	(1,849)
(7,395)	Franklin Resources Inc	HSBC	3,624
45,812	Franklin Resources Inc	HSBC	(9,115)
(10,289)	Franklin Resources Inc	Morgan Stanley	(8,437)
18,189	Franklin Resources Inc	Morgan Stanley	(5,514)
46,502	Franklin Street Properties Corp (REIT)	Bank of America Merrill Lynch	36,737
64,878	Franklin Street Properties Corp (REIT)	Barclays Bank	20,761
12,923	Franklin Street Properties Corp (REIT)	Goldman Sachs	10,209
54,750	Franklin Street Properties Corp (REIT)	HSBC	2,190
58,638	Franklin Street Properties Corp (REIT)	Morgan Stanley	18,764
3,180	Frank ' s International NV	Goldman Sachs	922
67,074	Frank ' s International NV	Morgan Stanley	25,488
4,158	Freeport-McMoRan Inc	Bank of America Merrill Lynch	2,328
57,584	Freeport-McMoRan Inc	Barclays Bank	17,275
(30,994)	Freeport-McMoRan Inc	Barclays Bank	(9,298)
2,822	Freeport-McMoRan Inc	Goldman Sachs	1,580
43,595	Freeport-McMoRan Inc	HSBC	(7,411)
(49,255)	Freeport-McMoRan Inc	HSBC	8,373
102,349	Freeport-McMoRan Inc	Morgan Stanley	30,705
(69,327)	FreightCar America Inc	Bank of America Merrill Lynch	(13,172)
6,469	Frequency Therapeutics Inc	Barclays Bank	(7,827)
4,614	Frequency Therapeutics Inc	Goldman Sachs	(4,429)
5,099	Frequency Therapeutics Inc	HSBC	2,397
6,376	Frequency Therapeutics Inc	Morgan Stanley	(7,715)
(4,174)	Fresh Del Monte Produce Inc	Bank of America Merrill Lynch	(7,124)
(5,721)	Fresh Del Monte Produce Inc	Barclays Bank	(10,355)
(3,220)	Fresh Del Monte Produce Inc	Goldman Sachs	(7,567)
(18,333)	Fresh Del Monte Produce Inc	HSBC	14,483
(22,946)	Fresh Del Monte Produce Inc	Morgan Stanley	(41,533)
3,332	Freshpet Inc	Bank of America Merrill Lynch	11,426
4,520	Freshpet Inc	Barclays Bank	18,562
15,293	Freshpet Inc	Goldman Sachs	52,251
7,118	Freshpet Inc	HSBC	19,684
16,710	Freshpet Inc	Morgan Stanley	82,548
1,137	frontdoor Inc	Bank of America Merrill Lynch	3,195
1,888	frontdoor Inc	Barclays Bank	3,474
3,374	frontdoor Inc	Goldman Sachs	9,481
6,002	frontdoor Inc	HSBC	17,526
10,661	frontdoor Inc	Morgan Stanley	19,616
9,910	Frontline Ltd	Goldman Sachs	13,180
14,010	Frontline Ltd	HSBC	11,348
(9,637)	FRP Holdings Inc	Bank of America Merrill Lynch	(964)

保有高	銘柄	取引相手	未実現評価益/ (損) (米ドル)
	米国(続き)		
(3,610)	FRP Holdings Inc	Goldman Sachs	(361)
(928)	FRP Holdings Inc	HSBC	3,740
(2,846)	FRP Holdings Inc	Morgan Stanley	(1,964)
8,345	FS Bancorp Inc	Bank of America Merrill Lynch	35,967
5,647	FS Bancorp Inc	Barclays Bank	5,082
861	FS Bancorp Inc	Goldman Sachs	3,711
4,582	FS Bancorp Inc	HSBC	7,973
2,814	FS Bancorp Inc	Morgan Stanley	2,533
(1,131)	FTI Consulting Inc	Bank of America Merrill Lynch	(9,150)
(3,139)	FTI Consulting Inc	Barclays Bank	(23,950)
(6,461)	FTI Consulting Inc	Goldman Sachs	(52,027)
(12,725)	FTI Consulting Inc	HSBC	5,218
(9,236)	FTI Consulting Inc	Morgan Stanley	(70,471)
(21,129)	FTS International Inc	Barclays Bank	(20,495)
(15,438)	FTS International Inc	Goldman Sachs	(14,718)
(19,476)	Fulgent Genetics Inc	Barclays Bank	(30,772)
(2,539)	Fulgent Genetics Inc	HSBC	(2,084)
(2,211)	Fulgent Genetics Inc	Morgan Stanley	(3,493)
21,997	Fulton Financial Corp	Bank of America Merrill Lynch	18,489
44,115	Fulton Financial Corp	Barclays Bank	22,822
60,868	Fulton Financial Corp	Goldman Sachs	75,912
123,463	Fulton Financial Corp	HSBC	60,600
176,944	Fulton Financial Corp	Morgan Stanley	99,550
(16,198)	Funko Inc 'A'	Bank of America Merrill Lynch	(18,790)
(109,432)	Funko Inc 'A'	Barclays Bank	(65,659)
(6,851)	Funko Inc 'A'	HSBC	(4,453)
(2,126)	Funko Inc 'A'	Morgan Stanley	(1,276)
15,889	FutureFuel Corp	Bank of America Merrill Lynch	25,581
2,943	FutureFuel Corp	Barclays Bank	2,266
24,539	FutureFuel Corp	Goldman Sachs	39,508
6,042	FutureFuel Corp	HSBC	13,836
20,242	FutureFuel Corp	Morgan Stanley	15,586
(9,453)	FVCBankcorp Inc	Barclays Bank	(1,323)
(27,591)	FVCBankcorp Inc	HSBC	(5,794)
(10,194)	G1 Therapeutics Inc	Bank of America Merrill Lynch	(13,660)
(2,829)	G1 Therapeutics Inc	Barclays Bank	1,245
(2,424)	G1 Therapeutics Inc	Goldman Sachs	(3,248)
(2,842)	G1 Therapeutics Inc	HSBC	(9,094)
(2,294)	G1 Therapeutics Inc	Morgan Stanley	1,009
(3,368)	Gafisa SA ADR	Goldman Sachs	(236)
(11,535)	Gafisa SA ADR	Morgan Stanley	923
(23,989)	Gaia Inc	Morgan Stanley	14,393
(8,007)	GAIN Capital Holdings Inc	Bank of America Merrill Lynch	2,361
(32,177)	GAIN Capital Holdings Inc	Barclays Bank	2,574
(8,910)	GAIN Capital Holdings Inc	HSBC	1,444

保有高	銘柄	取引相手	未実現評価益/ (損) (米ドル)
	米国(続き)		
(76,233)	GAIN Capital Holdings Inc	Morgan Stanley	6,099
(17,674)	Galectin Therapeutics Inc	Barclays Bank	2,828
(8,969)	Galectin Therapeutics Inc	HSBC	(1,973)
(9,139)	GAMCO Investors Inc 'A'	Bank of America Merrill Lynch	(15,902)
(3,709)	GAMCO Investors Inc 'A'	Barclays Bank	(3,153)
(3,352)	GAMCO Investors Inc 'A'	HSBC	(5,397)
24,544	GameStop Corp 'A'	Goldman Sachs	4,663
76,237	GameStop Corp 'A'	HSBC	(43,455)
(16,892)	Gaming and Leisure Properties Inc (REIT)	Barclays Bank	8,436
(5,036)	Gaming and Leisure Properties Inc (REIT)	Goldman Sachs	(33,641)
(24,275)	Gaming and Leisure Properties Inc (REIT)	HSBC	(139,339)
(39,835)	Gaming and Leisure Properties Inc (REIT)	Morgan Stanley	18,324
10,118	Gannett Co Inc	Bank of America Merrill Lynch	3,585
34,121	Gannett Co Inc	Goldman Sachs	12,089
11,800	Gannett Co Inc	HSBC	2,478
71,236	Gannett Co Inc	Morgan Stanley	(4,987)
30,640	Gap Inc	Bank of America Merrill Lynch	46,573
34,381	Gap Inc	Barclays Bank	31,287
(22,622)	Gap Inc	Barclays Bank	(20,586)
2,777	Gap Inc	Goldman Sachs	4,221
53,236	Gap Inc	HSBC	56,183
37,938	Gap Inc	Morgan Stanley	34,524
(12,114)	Gap Inc	Morgan Stanley	(11,024)
(584)	Garmin Ltd	Bank of America Merrill Lynch	(7,428)
5,795	Garmin Ltd	Barclays Bank	39,783
(12,017)	Garmin Ltd	Barclays Bank	(75,044)
2,795	Garmin Ltd	Goldman Sachs	35,552
(20,258)	Garmin Ltd	Goldman Sachs	(254,582)
11,733	Garmin Ltd	HSBC	110,408
(996)	Garmin Ltd	HSBC	(9,372)
13,115	Garmin Ltd	Morgan Stanley	90,034
(3,632)	Garmin Ltd	Morgan Stanley	(24,934)
(8,441)	Garrett Motion Inc	Morgan Stanley	(6,162)
5,257	Gartner Inc	Bank of America Merrill Lynch	59,194
4,098	Gartner Inc	Barclays Bank	21,228
5,855	Gartner Inc	Goldman Sachs	55,095
2,530	Gartner Inc	HSBC	531
15,765	Gartner Inc	Morgan Stanley	81,663
(4,574)	GasLog Ltd	Barclays Bank	1,052
(37,427)	GasLog Ltd	Goldman Sachs	8,982
(25,897)	GasLog Ltd	Morgan Stanley	5,956
(3,192)	Gates Industrial Corp Plc	Barclays Bank	(1,404)
(9,415)	Gates Industrial Corp Plc	Goldman Sachs	(13,087)
(10,610)	Gates Industrial Corp Plc	HSBC	(11,141)
(9,929)	Gates Industrial Corp Plc	Morgan Stanley	(4,369)

保有高	銘柄	取引相手	未実現評価益/ (損) (米ドル)
	米国(続き)		
2,748	GATX Corp	Bank of America Merrill Lynch	(6,307)
825	GATX Corp	Barclays Bank	792
10,521	GATX Corp	Goldman Sachs	81,222
891	GATX Corp	HSBC	1,354
49,464	GATX Corp	Morgan Stanley	47,485
(1,947)	GCI Liberty Inc 'A'	Bank of America Merrill Lynch	(14,739)
6,658	GCI Liberty Inc 'A'	Bank of America Merrill Lynch	50,401
(283)	GCI Liberty Inc 'A'	Goldman Sachs	(2,142)
(547)	GCI Liberty Inc 'A'	HSBC	(2,976)
(17,907)	GCI Liberty Inc 'A'	Morgan Stanley	(61,958)
(14,811)	GCP Applied Technologies Inc	Barclays Bank	(7,406)
(17,931)	GCP Applied Technologies Inc	Goldman Sachs	(53,613)
(19,079)	GCP Applied Technologies Inc	HSBC	(15,263)
(73,582)	GCP Applied Technologies Inc	Morgan Stanley	(36,792)
(9,508)	Genasys Inc	Bank of America Merrill Lynch	(1,646)
(18,950)	Genasys Inc	HSBC	(3,224)
(15,271)	Genco Shipping & Trading Ltd	Goldman Sachs	(76)
(8,794)	Genco Shipping & Trading Ltd	HSBC	7,079
(43,831)	Genco Shipping & Trading Ltd	Morgan Stanley	8,985
23,474	Gencor Industries Inc	Bank of America Merrill Lynch	18,779
11,730	Gencor Industries Inc	Barclays Bank	2,346
20,117	Gencor Industries Inc	Goldman Sachs	16,094
11,676	Gencor Industries Inc	HSBC	(2,685)
17,568	Gencor Industries Inc	Morgan Stanley	3,514
11,272	Generac Holdings Inc	Bank of America Merrill Lynch	133,010
6,447	Generac Holdings Inc	Barclays Bank	8,778
15,953	Generac Holdings Inc	Goldman Sachs	188,246
3,992	Generac Holdings Inc	HSBC	51,680
20,161	Generac Holdings Inc	Morgan Stanley	42,338
(75,919)	General Electric Co	Bank of America Merrill Lynch	(82,752)
(84,401)	General Electric Co	Barclays Bank	(14,348)
(50,170)	General Electric Co	Goldman Sachs	(54,686)
(135,012)	General Electric Co	HSBC	(61,002)
(190,275)	General Electric Co	Morgan Stanley	(32,347)
(10,764)	General Finance Corp	Bank of America Merrill Lynch	(13,563)
(2,974)	General Finance Corp	Barclays Bank	(952)
(2,863)	General Finance Corp	Goldman Sachs	(3,607)
3,226	General Mills Inc	Bank of America Merrill Lynch	8,583
29,769	General Mills Inc	Barclays Bank	74,721
29,794	General Mills Inc	Goldman Sachs	(596)
27,166	General Mills Inc	HSBC	65,276
29,042	General Mills Inc	Morgan Stanley	72,896
(9,400)	General Motors Co	Bank of America Merrill Lynch	(13,803)
34,450	General Motors Co	Barclays Bank	(861)
(11,295)	General Motors Co	Barclays Bank	282

保有高	銘柄	取引相手	未実現評価益/ (損) (米ドル)
	米国(続き)		
(9,854)	General Motors Co	Goldman Sachs	(16,977)
26,267	General Motors Co	HSBC	53,191
37,755	General Motors Co	Morgan Stanley	(944)
(53,385)	General Motors Co	Morgan Stanley	1,335
7,847	Genesco Inc	Bank of America Merrill Lynch	33,742
7,973	Genesco Inc	Barclays Bank	16,265
15,481	Genesco Inc	Goldman Sachs	61,595
7,009	Genesco Inc	Morgan Stanley	14,298
(23,084)	Genesis Healthcare Inc	Barclays Bank	4,109
(73,654)	Genie Energy Ltd 'B'	Bank of America Merrill Lynch	(33,881)
(18,827)	Genie Energy Ltd 'B'	Goldman Sachs	(8,660)
(7,176)	Genie Energy Ltd 'B'	HSBC	(4,377)
(13,576)	Genie Energy Ltd 'B'	Morgan Stanley	(1,222)
7,567	GenMark Diagnostics Inc	Bank of America Merrill Lynch	487
8,046	GenMark Diagnostics Inc	HSBC	(18,828)
12,268	GenMark Diagnostics Inc	Morgan Stanley	(4,416)
(42,053)	Genpact Ltd	Bank of America Merrill Lynch	(94,374)
(6,686)	Genpact Ltd	Barclays Bank	(9,762)
(35,023)	Genpact Ltd	Goldman Sachs	(59,331)
(11,462)	Genpact Ltd	HSBC	4,126
(19,054)	Genpact Ltd	Morgan Stanley	(27,818)
(15,521)	Gentex Corp	Bank of America Merrill Lynch	(32,438)
(21,665)	Gentex Corp	Barclays Bank	(18,416)
(39,861)	Gentex Corp	Goldman Sachs	(78,888)
(25,918)	Gentex Corp	HSBC	(9,331)
(34,211)	Gentex Corp	Morgan Stanley	(29,079)
(47,702)	Gentherm Inc	Bank of America Merrill Lynch	(121,841)
(1,198)	Gentherm Inc	Barclays Bank	(922)
(5,460)	Gentherm Inc	Goldman Sachs	(15,288)
(19,943)	Gentherm Inc	HSBC	(25,838)
(31,577)	Gentherm Inc	Morgan Stanley	(24,314)
(1,066)	Genuine Parts Co	Bank of America Merrill Lynch	(10,297)
(903)	Genuine Parts Co	Barclays Bank	(5,021)
(2,616)	Genuine Parts Co	Goldman Sachs	(24,368)
(24,712)	Genuine Parts Co	HSBC	(163,497)
(6,909)	Genuine Parts Co	Morgan Stanley	(38,414)
(58,561)	Genworth Financial Inc 'A'	Bank of America Merrill Lynch	(2,746)
(25,556)	Genworth Financial Inc 'A'	Barclays Bank	4,772
(33,676)	Genworth Financial Inc 'A'	Goldman Sachs	(9,430)
(49,456)	Genworth Financial Inc 'A'	HSBC	(4,694)
(219,249)	Genworth Financial Inc 'A'	Morgan Stanley	41,657
(11,300)	GEO Group Inc (REIT)	Bank of America Merrill Lynch	(16,498)
(17,598)	GEO Group Inc (REIT)	Barclays Bank	(10,911)
(58,568)	GEO Group Inc (REIT)	Goldman Sachs	(85,509)
(18,369)	GEO Group Inc (REIT)	HSBC	(5,878)

保有高	銘柄	取引相手	未実現評価益/ (損) (米ドル)
	米国(続き)		
(39,853)	GEO Group Inc (REIT)	Morgan Stanley	(24,709)
(12,536)	Geospace Technologies Corp	Bank of America Merrill Lynch	(27,767)
(12,825)	Geospace Technologies Corp	Barclays Bank	(16,801)
(16,314)	Geospace Technologies Corp	Goldman Sachs	(36,136)
(7,864)	Geospace Technologies Corp	Morgan Stanley	(10,302)
(6,654)	Gerdau SA ADR	Goldman Sachs	(3,859)
(229,245)	Gerdau SA ADR	HSBC	(52,382)
(6,163)	Gerdau SA ADR	Morgan Stanley	(2,342)
(27,555)	German American Bancorp Inc	Barclays Bank	(35,822)
(20,325)	German American Bancorp Inc	Goldman Sachs	(79,674)
(15,667)	German American Bancorp Inc	HSBC	(22,717)
(39,775)	German American Bancorp Inc	Morgan Stanley	(51,708)
(72,241)	Geron Corp	Bank of America Merrill Lynch	15,841
(216,507)	Geron Corp	Goldman Sachs	17,321
(10,039)	Geron Corp	Morgan Stanley	1,707
5,470	Getty Realty Corp (REIT)	Bank of America Merrill Lynch	19,692
6,541	Getty Realty Corp (REIT)	Barclays Bank	1,570
68,279	Getty Realty Corp (REIT)	Goldman Sachs	245,804
13,080	Getty Realty Corp (REIT)	HSBC	(5,494)
10,076	Getty Realty Corp (REIT)	Morgan Stanley	2,418
(43,990)	GFL Environmental Inc	Bank of America Merrill Lynch	(57,671)
(11,293)	GFL Environmental Inc	Barclays Bank	(14,455)
(32,918)	GFL Environmental Inc	Goldman Sachs	(43,452)
8,453	Gibraltar Industries Inc	Bank of America Merrill Lynch	34,826
14,552	Gibraltar Industries Inc	Barclays Bank	26,776
17,450	Gibraltar Industries Inc	Goldman Sachs	68,125
17,747	Gibraltar Industries Inc	HSBC	7,492
26,434	Gibraltar Industries Inc	Morgan Stanley	48,638
2,427	G-III Apparel Group Ltd	Bank of America Merrill Lynch	2,517
18,016	G-III Apparel Group Ltd	Barclays Bank	16,935
6,100	G-III Apparel Group Ltd	Goldman Sachs	6,447
17,125	G-III Apparel Group Ltd	Morgan Stanley	16,098
3,853	Gilead Sciences Inc	Bank of America Merrill Lynch	(4,238)
10,405	Gilead Sciences Inc	Barclays Bank	18,937
5,467	Gilead Sciences Inc	HSBC	(8,687)
23,530	Gilead Sciences Inc	Morgan Stanley	42,825
(9,094)	Glacier Bancorp Inc	Bank of America Merrill Lynch	(46,015)
(19,698)	Glacier Bancorp Inc	Barclays Bank	(30,988)
(71,075)	Glacier Bancorp Inc	Goldman Sachs	(349,893)
(3,312)	Glacier Bancorp Inc	HSBC	(11,609)
(34,703)	Glacier Bancorp Inc	Morgan Stanley	(61,771)
42,421	Gladstone Commercial Corp (REIT)	Bank of America Merrill Lynch	103,507
18,644	Gladstone Commercial Corp (REIT)	Barclays Bank	13,983
25,594	Gladstone Commercial Corp (REIT)	Goldman Sachs	62,449
11,797	Gladstone Commercial Corp (REIT)	HSBC	5,427

保有高	銘柄	取引相手	未実現評価益/ (損) (米ドル)
	米国(続き)		
21,074	Gladstone Commercial Corp (REIT)	Morgan Stanley	15,806
22,142	Gladstone Land Corp	Bank of America Merrill Lynch	24,799
5,047	Gladstone Land Corp	Barclays Bank	252
27,797	Gladstone Land Corp	Goldman Sachs	31,133
6,005	Gladstone Land Corp	HSBC	(1,501)
19,774	Gladstone Land Corp	Morgan Stanley	989
2,004	Glaukos Corp	Bank of America Merrill Lynch	8,998
2,477	Glaukos Corp	Goldman Sachs	11,122
1,504	Glaukos Corp	HSBC	211
(8,490)	Glaukos Corp	Morgan Stanley	(21,565)
(8,706)	Global Blood Therapeutics Inc	Barclays Bank	6,616
(5,052)	Global Blood Therapeutics Inc	Goldman Sachs	18,402
(3,344)	Global Blood Therapeutics Inc	HSBC	28,725
(13,453)	Global Blood Therapeutics Inc	Morgan Stanley	10,224
5,318	Global Indemnity Ltd	Barclays Bank	1,649
10,529	Global Indemnity Ltd	Goldman Sachs	4,212
8,833	Global Indemnity Ltd	HSBC	(10,423)
7,041	Global Indemnity Ltd	Morgan Stanley	2,183
(17,679)	Global Medical Inc (REIT)	Bank of America Merrill Lynch	(24,574)
(4,173)	Global Medical Inc (REIT)	Barclays Bank	835
(54,721)	Global Medical Inc (REIT)	Goldman Sachs	(76,062)
(35,654)	Global Medical Inc (REIT)	HSBC	(14,618)
(20,396)	Global Medical Inc (REIT)	Morgan Stanley	4,079
318	Global Payments Inc	Bank of America Merrill Lynch	2,639
(4,785)	Global Payments Inc	Goldman Sachs	(39,716)
2,621	Global Payments Inc	Goldman Sachs	8,430
(6,744)	Global Payments Inc	HSBC	(21,109)
5,174	Global Payments Inc	HSBC	19,092
(17,163)	Global Payments Inc	Morgan Stanley	(24,371)
4,284	Global Payments Inc	Morgan Stanley	6,078
27,685	Global Water Resources Inc	Bank of America Merrill Lynch	7,198
24,234	Global Water Resources Inc	Barclays Bank	21,084
28,311	Global Water Resources Inc	Goldman Sachs	7,361
1,087	Global Water Resources Inc	HSBC	(565)
32,343	Global Water Resources Inc	Morgan Stanley	28,138
(20,835)	GlobalSCAPE Inc	Barclays Bank	(2,917)
(9,526)	GlobalSCAPE Inc	HSBC	(342)
(23,170)	GlobalSCAPE Inc	Morgan Stanley	(3,244)
1,153	Globant SA	Bank of America Merrill Lynch	22,115
1,230	Globant SA	HSBC	21,550
(293)	Globant SA	HSBC	(1,699)
(436)	Globant SA	Morgan Stanley	(829)
5,159	Globe Life Inc	Bank of America Merrill Lynch	14,674
15,488	Globe Life Inc	Barclays Bank	52,040
3,687	Globe Life Inc	Goldman Sachs	25,065

保有高	銘柄	取引相手	未実現評価益/ (損) (米ドル)
	米国(続き)		
10,773	Globe Life Inc	HSBC	(7,665)
20,747	Globe Life Inc	Morgan Stanley	65,923
18,874	Globus Medical Inc 'A'	Bank of America Merrill Lynch	130,332
11,318	Globus Medical Inc 'A'	Barclays Bank	(905)
5,490	Globus Medical Inc 'A'	Goldman Sachs	50,563
17,366	Globus Medical Inc 'A'	HSBC	109,073
18,407	Globus Medical Inc 'A'	Morgan Stanley	(1,473)
(10,546)	Glu Mobile Inc	Barclays Bank	(3,586)
(10,048)	Glu Mobile Inc	Goldman Sachs	(3,199)
(69,609)	Glu Mobile Inc	HSBC	33,412
(2,853)	Glu Mobile Inc	Morgan Stanley	(970)
(2,264)	GlycoMimetics Inc	Barclays Bank	158
(7,199)	GlycoMimetics Inc	Goldman Sachs	1,296
(52,340)	GlycoMimetics Inc	HSBC	2,617
12,301	GMS Inc	Bank of America Merrill Lynch	27,185
6,169	GMS Inc	Barclays Bank	(925)
4,947	GMS Inc	Goldman Sachs	10,933
4,911	GMS Inc	HSBC	7,661
17,760	GMS Inc	Morgan Stanley	(2,664)
3,762	GoDaddy Inc 'A'	Bank of America Merrill Lynch	(640)
(2,907)	GoDaddy Inc 'A'	Bank of America Merrill Lynch	2,133
2,973	GoDaddy Inc 'A'	Barclays Bank	2,022
(5,594)	GoDaddy Inc 'A'	Barclays Bank	(2,870)
3,409	GoDaddy Inc 'A'	Goldman Sachs	(580)
(3,937)	GoDaddy Inc 'A'	Goldman Sachs	669
3,570	GoDaddy Inc 'A'	HSBC	4,605
4,363	GoDaddy Inc 'A'	Morgan Stanley	2,967
(897)	GoDaddy Inc 'A'	Morgan Stanley	(610)
13,958	Gogo Inc	Goldman Sachs	2,931
28,198	Gogo Inc	HSBC	18,047
57,985	Gogo Inc	Morgan Stanley	(9,857)
(34,698)	Gol Linhas Aereas Inteligentes SA ADR	HSBC	(14,920)
12,441	Golar LNG Ltd	Bank of America Merrill Lynch	23,513
9,154	Golar LNG Ltd	Barclays Bank	6,499
11,005	Golar LNG Ltd	Goldman Sachs	20,799
14,608	Golar LNG Ltd	HSBC	9,057
12,846	Golar LNG Ltd	Morgan Stanley	9,121
24,705	Gold Resource Corp	Bank of America Merrill Lynch	(6,917)
40,681	Gold Resource Corp	Barclays Bank	(4,882)
40,845	Gold Resource Corp	Goldman Sachs	(11,437)
7,090	Gold Resource Corp	HSBC	(993)
75,849	Gold Resource Corp	Morgan Stanley	(9,102)
11,369	Golden Entertainment Inc	Bank of America Merrill Lynch	40,133
17,530	Golden Entertainment Inc	Barclays Bank	6,311
17,370	Golden Entertainment Inc	HSBC	51,589

保有高	銘柄	取引相手	未実現評価益/ (損) (米ドル)
	米国(続き)		
7,664	Golden Entertainment Inc	Morgan Stanley	2,759
(13,920)	Goldman Sachs Group Inc	Bank of America Merrill Lynch	(295,544)
(5,645)	Goldman Sachs Group Inc	Barclays Bank	(110,134)
(538)	Goldman Sachs Group Inc	HSBC	(7,559)
(14,358)	Goldman Sachs Group Inc	Morgan Stanley	(280,125)
10,370	Goodrich Petroleum Corp	Bank of America Merrill Lynch	13,274
7,786	Goodrich Petroleum Corp	Goldman Sachs	9,966
13,631	Goodrich Petroleum Corp	Morgan Stanley	9,269
71,624	Goodyear Tire & Rubber Co	Bank of America Merrill Lynch	88,098
62,166	Goodyear Tire & Rubber Co	Barclays Bank	29,529
158,750	Goodyear Tire & Rubber Co	Morgan Stanley	75,406
(1,783)	Goosehead Insurance Inc 'A'	Barclays Bank	(89)
(8,551)	Goosehead Insurance Inc 'A'	Goldman Sachs	(15,455)
(1,234)	Goosehead Insurance Inc 'A'	HSBC	1,740
(7,835)	Goosehead Insurance Inc 'A'	Morgan Stanley	(392)
(204,892)	GoPro Inc 'A'	Barclays Bank	(104,495)
(10,977)	GoPro Inc 'A'	Goldman Sachs	(9,440)
(13,780)	Gorman-Rupp Co	Bank of America Merrill Lynch	(45,474)
(5,157)	Gorman-Rupp Co	Barclays Bank	(5,105)
(21,594)	Gorman-Rupp Co	Goldman Sachs	(67,774)
(7,703)	Gorman-Rupp Co	HSBC	(10,553)
(12,186)	Gorman-Rupp Co	Morgan Stanley	(12,064)
5,241	Gossamer Bio Inc	Bank of America Merrill Lynch	(12,212)
4,116	Gossamer Bio Inc	Barclays Bank	(3,334)
1,653	Gossamer Bio Inc	Goldman Sachs	(3,851)
7,247	Gossamer Bio Inc	HSBC	(18,408)
21,815	Gossamer Bio Inc	Morgan Stanley	(17,670)
(61,304)	GP Strategies Corp	Bank of America Merrill Lynch	(80,921)
29,069	Graco Inc	Bank of America Merrill Lynch	119,183
15,481	Graco Inc	Barclays Bank	37,774
9,363	Graco Inc	Goldman Sachs	38,388
29,015	Graco Inc	HSBC	63,171
35,436	Graco Inc	Morgan Stanley	86,464
(7,474)	GrafTech International Ltd	Bank of America Merrill Lynch	(7,698)
2,384	GrafTech International Ltd	Barclays Bank	1,049
(7,020)	GrafTech International Ltd	Barclays Bank	(3,089)
4,396	GrafTech International Ltd	HSBC	(1,934)
19,430	GrafTech International Ltd	Morgan Stanley	8,549
(7,938)	GrafTech International Ltd	Morgan Stanley	(3,493)
1,201	Graham Corp	Bank of America Merrill Lynch	312
1,969	Graham Corp	Barclays Bank	(217)
9,273	Graham Corp	Goldman Sachs	2,411
12,459	Graham Corp	HSBC	2,741
12,970	Graham Corp	Morgan Stanley	(1,427)
(158)	Graham Holdings Co 'B'	Bank of America Merrill Lynch	(3,408)

保有高	銘柄	取引相手	未実現評価益/ (損) (米ドル)
	米国(続き)		
145	Graham Holdings Co 'B'	Bank of America Merrill Lynch	3,885
(184)	Graham Holdings Co 'B'	Barclays Bank	(773)
1,244	Graham Holdings Co 'B'	Barclays Bank	5,225
(126)	Graham Holdings Co 'B'	Goldman Sachs	(3,376)
293	Graham Holdings Co 'B'	Goldman Sachs	7,849
(220)	Graham Holdings Co 'B'	HSBC	4,418
838	Graham Holdings Co 'B'	HSBC	(9,221)
(1,162)	Graham Holdings Co 'B'	Morgan Stanley	(4,880)
643	Graham Holdings Co 'B'	Morgan Stanley	2,701
1,750	Grand Canyon Education Inc	Barclays Bank	2,258
586	Grand Canyon Education Inc	Goldman Sachs	469
(5,280)	Grand Canyon Education Inc	HSBC	(21,263)
4,464	Grand Canyon Education Inc	Morgan Stanley	5,759
18,187	Granite Construction Inc	Bank of America Merrill Lynch	49,832
11,986	Granite Construction Inc	Barclays Bank	5,873
11,485	Granite Construction Inc	Goldman Sachs	31,469
14,785	Granite Construction Inc	HSBC	14,489
7,960	Granite Construction Inc	Morgan Stanley	3,900
(80,109)	Granite Point Mortgage Trust Inc (REIT)	HSBC	(35,248)
(7,811)	Granite Point Mortgage Trust Inc (REIT)	Morgan Stanley	1,094
22,388	Graphic Packaging Holding Co	Bank of America Merrill Lynch	37,164
2,792	Graphic Packaging Holding Co	Barclays Bank	2,904
24,216	Graphic Packaging Holding Co	Goldman Sachs	40,199
90,043	Graphic Packaging Holding Co	HSBC	76,537
49,031	Graphic Packaging Holding Co	Morgan Stanley	50,992
32,134	Gray Television Inc	Bank of America Merrill Lynch	47,559
25,482	Gray Television Inc	Barclays Bank	9,428
47,064	Gray Television Inc	Goldman Sachs	69,655
2,923	Gray Television Inc	HSBC	2,192
42,785	Gray Television Inc	Morgan Stanley	15,830
(13,674)	Great Lakes Dredge & Dock Corp	Bank of America Merrill Lynch	(19,827)
(49,148)	Great Lakes Dredge & Dock Corp	Barclays Bank	(22,608)
(63,382)	Great Lakes Dredge & Dock Corp	Goldman Sachs	(91,904)
(27,640)	Great Lakes Dredge & Dock Corp	HSBC	(14,926)
(24,263)	Great Lakes Dredge & Dock Corp	Morgan Stanley	(11,161)
(13,219)	Great Southern Bancorp Inc	Bank of America Merrill Lynch	(82,222)
(8,163)	Great Southern Bancorp Inc	Barclays Bank	(21,224)
(8,779)	Great Southern Bancorp Inc	Goldman Sachs	(54,605)
(9,374)	Great Southern Bancorp Inc	HSBC	(12,561)
(4,367)	Great Southern Bancorp Inc	Morgan Stanley	(11,354)
(31,880)	Great Western Bancorp Inc	Bank of America Merrill Lynch	(86,714)
(42,584)	Great Western Bancorp Inc	Barclays Bank	(58,340)
(14,911)	Great Western Bancorp Inc	HSBC	15,209
(27,265)	Great Western Bancorp Inc	Morgan Stanley	(37,353)
34,274	Green Brick Partners Inc	Bank of America Merrill Lynch	39,415

保有高	銘柄	取引相手	未実現評価益/ (損) (米ドル)
	米国(続き)		
12,880	Green Brick Partners Inc	Barclays Bank	(5,667)
44,526	Green Brick Partners Inc	Goldman Sachs	51,205
5,756	Green Brick Partners Inc	HSBC	8,576
49,563	Green Brick Partners Inc	Morgan Stanley	(21,808)
(7,919)	Green Dot Corp 'A'	Goldman Sachs	(21,856)
(5,449)	Green Dot Corp 'A'	HSBC	(25,937)
1,820	Green Dot Corp 'A'	Morgan Stanley	(3,003)
(6,946)	Green Dot Corp 'A'	Morgan Stanley	11,461
7,320	Green Plains Inc	Bank of America Merrill Lynch	16,909
11,499	Green Plains Inc	Barclays Bank	(2,415)
24,252	Green Plains Inc	Goldman Sachs	56,022
17,685	Green Plains Inc	HSBC	25,997
17,802	Green Plains Inc	Morgan Stanley	(3,738)
5,508	Greenbrier Cos Inc	Bank of America Merrill Lynch	26,659
9,858	Greenbrier Cos Inc	Barclays Bank	394
4,119	Greenbrier Cos Inc	Goldman Sachs	19,936
14,051	Greenbrier Cos Inc	HSBC	57,890
26,315	Greenbrier Cos Inc	Morgan Stanley	1,053
(1,070)	Greene County Bancorp Inc	Bank of America Merrill Lynch	(2,365)
(1,261)	Greene County Bancorp Inc	Barclays Bank	(1,160)
(2,486)	Greene County Bancorp Inc	HSBC	796
(915)	Greene County Bancorp Inc	Morgan Stanley	(842)
(3,323)	Greenhill & Co Inc	Bank of America Merrill Lynch	(3,821)
(3,247)	Greenhill & Co Inc	Goldman Sachs	(3,734)
(15,105)	Greenhill & Co Inc	HSBC	(14,803)
(12,830)	Greenhill & Co Inc	Morgan Stanley	(7,313)
(29,323)	Greenlane Holdings Inc 'A'	Bank of America Merrill Lynch	(35,188)
(6,159)	Greenlane Holdings Inc 'A'	Goldman Sachs	(7,391)
(8,690)	Greenlane Holdings Inc 'A'	Morgan Stanley	(8,516)
7,780	Greenlight Capital Re Ltd 'A'	Bank of America Merrill Lynch	2,256
29,635	Greenlight Capital Re Ltd 'A'	Barclays Bank	(2,667)
26,227	Greenlight Capital Re Ltd 'A'	Goldman Sachs	7,606
80,426	Greenlight Capital Re Ltd 'A'	HSBC	6,434
32,967	Greenlight Capital Re Ltd 'A'	Morgan Stanley	(2,967)
9,127	GreenSky Inc 'A'	Bank of America Merrill Lynch	2,784
(12,227)	GreenSky Inc 'A'	Bank of America Merrill Lynch	(3,729)
(56,561)	GreenSky Inc 'A'	Barclays Bank	(1,131)
(19,184)	GreenSky Inc 'A'	Morgan Stanley	(384)
797	Greif Inc 'A'	Bank of America Merrill Lynch	4,280
20,318	Greif Inc 'A'	Barclays Bank	62,783
17,025	Greif Inc 'A'	Goldman Sachs	91,424
8,537	Greif Inc 'A'	HSBC	32,291
14,044	Greif Inc 'A'	Morgan Stanley	43,396
(7,560)	Greif Inc 'B'	Bank of America Merrill Lynch	(26,536)
(2,287)	Greif Inc 'B'	Barclays Bank	(2,447)

保有高	銘柄	取引相手	未実現評価益/ (損) (米ドル)
	米国(続き)		
(3,141)	Greif Inc 'B'	Goldman Sachs	(11,025)
(1,747)	Greif Inc 'B'	HSBC	(1,118)
(2,018)	Greif Inc 'B'	Morgan Stanley	(2,159)
900	Grid Dynamics Holdings Inc	Bank of America Merrill Lynch	(234)
7,419	Grid Dynamics Holdings Inc	Barclays Bank	(5,267)
12,852	Grid Dynamics Holdings Inc	Goldman Sachs	(3,342)
8,307	Grid Dynamics Holdings Inc	HSBC	(11,630)
5,184	Grid Dynamics Holdings Inc	Morgan Stanley	(3,681)
(5,067)	Griffin Industrial Realty Inc	Bank of America Merrill Lynch	(8,513)
(1,274)	Griffin Industrial Realty Inc	Barclays Bank	(1,071)
(6,136)	Griffin Industrial Realty Inc	Goldman Sachs	(10,308)
(852)	Griffin Industrial Realty Inc	HSBC	34
(1,459)	Griffin Industrial Realty Inc	Morgan Stanley	(1,853)
(22,324)	Griffon Corp	Bank of America Merrill Lynch	(35,495)
(1,495)	Griffon Corp	Barclays Bank	(583)
(5,891)	Griffon Corp	Goldman Sachs	(9,367)
(6,796)	Griffon Corp	HSBC	(6,524)
(9,383)	Griffon Corp	Morgan Stanley	(3,659)
3,598	Gritstone Oncology Inc	Bank of America Merrill Lynch	(216)
2,853	Gritstone Oncology Inc	Goldman Sachs	(171)
6,959	Gritstone Oncology Inc	HSBC	487
10,314	Gritstone Oncology Inc	Morgan Stanley	(2,063)
(6,329)	Grocery Outlet Holding Corp	Barclays Bank	10,316
(28,538)	Grocery Outlet Holding Corp	Goldman Sachs	39,944
(7,391)	Grocery Outlet Holding Corp	HSBC	4,298
(15,387)	Grocery Outlet Holding Corp	Morgan Stanley	25,081
5,944	Group 1 Automotive Inc	HSBC	63,125
(20,357)	Groupon Inc	Barclays Bank	814
(47,830)	Groupon Inc	Goldman Sachs	(5,979)
(64,475)	Groupon Inc	HSBC	(3,224)
(168,921)	Groupon Inc	Morgan Stanley	6,757
20,447	GrowGeneration Corp	Bank of America Merrill Lynch	21,878
5,828	GrowGeneration Corp	HSBC	9,383
26,598	GrowGeneration Corp	Morgan Stanley	(6,118)
4,237	Grubhub Inc	Bank of America Merrill Lynch	(2,336)
25,197	Grubhub Inc	Barclays Bank	(71,811)
2,825	Grubhub Inc	HSBC	277
15,477	Grubhub Inc	Morgan Stanley	(43,875)
5,501	Grupo Aeroportuario del Centro Norte SAB de CV ADR	Morgan Stanley	18,978
(1,077)	Grupo Aeroportuario del Sureste SAB de CV ADR	HSBC	(1,224)
(1,066)	Grupo Aeroportuario del Sureste SAB de CV ADR	Morgan Stanley	(4,424)
4,839	Grupo Supervielle SA ADR	HSBC	115
10,245	Grupo Televisa SAB ADR	Goldman Sachs	8,298

保有高	銘柄	取引相手	未実現評価益/ (損) (米ドル)
	米国(続き)		
34,076	Grupo Televisa SAB ADR	HSBC	14,940
21,277	Grupo Televisa SAB ADR	Morgan Stanley	1,702
13,753	GSI Technology Inc	Goldman Sachs	4,951
32,880	GSI Technology Inc	Morgan Stanley	(3,617)
2,311	GTT Communications Inc	Bank of America Merrill Lynch	(1,294)
1,968	GTT Communications Inc	Morgan Stanley	(1,082)
27,917	GTX Inc*	Bank of America Merrill Lynch	29,313
7,571	GTX Inc*	Goldman Sachs	15,521
59	GTX Inc*	Morgan Stanley	121
(23,654)	GTY Technology Holdings Inc	Barclays Bank	(12,064)
(4,708)	GTY Technology Holdings Inc	Goldman Sachs	(2,778)
(15,497)	GTY Technology Holdings Inc	Morgan Stanley	(7,903)
(31,171)	Guaranty Bancshares Inc	Bank of America Merrill Lynch	(64,524)
(4,038)	Guaranty Bancshares Inc	Barclays Bank	(4,159)
(7,062)	Guaranty Bancshares Inc	Goldman Sachs	(14,618)
(3,813)	Guaranty Bancshares Inc	HSBC	(2,028)
(9,770)	Guaranty Bancshares Inc	Morgan Stanley	(10,063)
(3,295)	Guardant Health Inc	Bank of America Merrill Lynch	24,906
(932)	Guardant Health Inc	Barclays Bank	(259)
(3,422)	Guardant Health Inc	Goldman Sachs	29,943
(526)	Guardant Health Inc	HSBC	(316)
(7,858)	Guardant Health Inc	Morgan Stanley	64,122
(6,135)	Guess? Inc	Bank of America Merrill Lynch	(15,614)
(53,539)	Guess? Inc	Barclays Bank	(101,456)
(16,328)	Guess? Inc	HSBC	(30,727)
(44,335)	Guess? Inc	Morgan Stanley	(84,015)
(1,047)	Guidewire Software Inc	Bank of America Merrill Lynch	(9,517)
6,784	Guidewire Software Inc	Bank of America Merrill Lynch	58,286
(1,233)	Guidewire Software Inc	Barclays Bank	(2,010)
(6,140)	Guidewire Software Inc	Goldman Sachs	(55,813)
(6,417)	Guidewire Software Inc	HSBC	(36,426)
(13,899)	Guidewire Software Inc	Morgan Stanley	(22,655)
(32,922)	Gulf Island Fabrication Inc	Goldman Sachs	(4,938)
(16,100)	Gulf Island Fabrication Inc	Morgan Stanley	(1,127)
(60,794)	Gulfport Energy Corp	Goldman Sachs	8,511
(64,362)	Gulfport Energy Corp	HSBC	58,569
(40,441)	Gulfport Energy Corp	Morgan Stanley	2,022
(22,096)	GWG Holdings Inc	Morgan Stanley	7,734
15,832	H&E Equipment Services Inc	Barclays Bank	22,640
20,654	H&E Equipment Services Inc	Goldman Sachs	62,375
10,381	H&E Equipment Services Inc	HSBC	14,741
12,422	H&E Equipment Services Inc	Morgan Stanley	17,763
3,953	H&R Block Inc	Bank of America Merrill Lynch	5,139
4,073	H&R Block Inc	Barclays Bank	(41)
10,959	H&R Block Inc	Goldman Sachs	12,656

保有高	銘柄	取引相手	未実現評価益/ (損) (米ドル)
	米国(続き)		
42,687	H&R Block Inc	HSBC	30,845
69,157	H&R Block Inc	Morgan Stanley	(692)
10,126	Hackett Group Inc	Bank of America Merrill Lynch	12,252
40,105	Hackett Group Inc	Goldman Sachs	48,527
59,055	Hackett Group Inc	Morgan Stanley	27,756
2,103	Haemonetics Corp	Bank of America Merrill Lynch	21,472
2,066	Haemonetics Corp	Barclays Bank	5,041
(134)	Haemonetics Corp	Barclays Bank	(327)
3,743	Haemonetics Corp	Goldman Sachs	38,216
2,453	Haemonetics Corp	HSBC	10,499
(8,505)	Haemonetics Corp	HSBC	(36,401)
4,185	Haemonetics Corp	Morgan Stanley	10,211
(6,400)	Haemonetics Corp	Morgan Stanley	(15,616)
(9,335)	Hain Celestial Group Inc	Bank of America Merrill Lynch	(11,042)
(2,427)	Hain Celestial Group Inc	Barclays Bank	(3,835)
(6,513)	Hain Celestial Group Inc	Goldman Sachs	(1,383)
(26,782)	Hain Celestial Group Inc	HSBC	(26,246)
(48,837)	Hain Celestial Group Inc	Morgan Stanley	(77,162)
9,454	Hallador Energy Co	Barclays Bank	609
21,314	Hallador Energy Co	Goldman Sachs	1,575
12,761	Hallador Energy Co	HSBC	601
14,766	Hallador Energy Co	Morgan Stanley	951
(7,635)	Halliburton Co	Bank of America Merrill Lynch	(14,354)
(9,663)	Halliburton Co	Barclays Bank	(1,063)
28,133	Halliburton Co	Barclays Bank	3,095
(30,922)	Halliburton Co	Goldman Sachs	(58,133)
(29,030)	Halliburton Co	HSBC	(29,030)
(14,213)	Halliburton Co	Morgan Stanley	(1,563)
11,625	Halliburton Co	Morgan Stanley	1,279
18,332	Hallmark Financial Services Inc	Bank of America Merrill Lynch	(6,783)
8,017	Hallmark Financial Services Inc	Goldman Sachs	(2,966)
15,974	Hallmark Financial Services Inc	HSBC	(20,447)
26,806	Hallmark Financial Services Inc	Morgan Stanley	(6,970)
(5,804)	Halozyne Therapeutics Inc	Bank of America Merrill Lynch	4,295
24,983	Halozyne Therapeutics Inc	Bank of America Merrill Lynch	(18,286)
(1,402)	Halozyne Therapeutics Inc	Barclays Bank	1,528
39,627	Halozyne Therapeutics Inc	Barclays Bank	(43,193)
18,472	Halozyne Therapeutics Inc	Goldman Sachs	(9,750)
(5,886)	Halozyne Therapeutics Inc	HSBC	589
13,983	Halozyne Therapeutics Inc	HSBC	(2,690)
(5,576)	Halozyne Therapeutics Inc	Morgan Stanley	6,078
30,785	Halozyne Therapeutics Inc	Morgan Stanley	(33,556)
(26,003)	Hamilton Beach Brands Holding Co 'A'	Bank of America Merrill Lynch	11,701
(3,659)	Hamilton Beach Brands Holding Co 'A'	Goldman Sachs	1,647
(5,227)	Hamilton Beach Brands Holding Co 'A'	HSBC	6,586

保有高	銘柄	取引相手	未実現評価益/ (損) (米ドル)
	米国(続き)		
(2,000)	Hamilton Beach Brands Holding Co 'A'	Morgan Stanley	3,120
3,998	Hamilton Lane Inc 'A'	Bank of America Merrill Lynch	36,022
12,748	Hamilton Lane Inc 'A'	Barclays Bank	52,649
10,925	Hamilton Lane Inc 'A'	Goldman Sachs	83,252
31,459	Hamilton Lane Inc 'A'	HSBC	193,818
5,201	Hamilton Lane Inc 'A'	Morgan Stanley	21,480
(20,086)	Hancock Whitney Corp	Bank of America Merrill Lynch	(103,041)
9,603	Hancock Whitney Corp	Bank of America Merrill Lynch	49,263
29,940	Hancock Whitney Corp	Barclays Bank	69,760
(13,637)	Hancock Whitney Corp	Goldman Sachs	(69,958)
16,800	Hancock Whitney Corp	Goldman Sachs	86,184
12,240	Hancock Whitney Corp	HSBC	15,973
(46,225)	Hancock Whitney Corp	HSBC	(63,508)
(40,143)	Hancock Whitney Corp	Morgan Stanley	(93,534)
19,341	Hancock Whitney Corp	Morgan Stanley	45,065
(76,876)	Hanesbrands Inc	Bank of America Merrill Lynch	(95,327)
(7,842)	Hanesbrands Inc	Barclays Bank	(1,333)
(8,697)	Hanesbrands Inc	Goldman Sachs	(10,784)
(11,526)	Hanesbrands Inc	HSBC	(3,343)
(40,941)	Hanesbrands Inc	Morgan Stanley	(6,960)
(11,589)	Hanger Inc	Bank of America Merrill Lynch	(31,754)
(14,099)	Hanger Inc	Barclays Bank	(3,384)
(18,574)	Hanger Inc	Goldman Sachs	(50,893)
(8,800)	Hanger Inc	HSBC	(14,277)
(10,353)	Hanger Inc	Morgan Stanley	(2,485)
(8,123)	Hanmi Financial Corp	Bank of America Merrill Lynch	(11,413)
(20,175)	Hanmi Financial Corp	Barclays Bank	(10,491)
(26,308)	Hanmi Financial Corp	Goldman Sachs	(36,963)
(5,032)	Hanmi Financial Corp	HSBC	3,170
(18,289)	Hanmi Financial Corp	Morgan Stanley	(9,510)
(621)	Hannon Armstrong Sustainable Infrastructure Capital Inc (REIT)	Bank of America Merrill Lynch	(1,149)
7,005	Hannon Armstrong Sustainable Infrastructure Capital Inc (REIT)	Barclays Bank	(1,401)
1,271	Hannon Armstrong Sustainable Infrastructure Capital Inc (REIT)	Goldman Sachs	2,351
(3,613)	Hannon Armstrong Sustainable Infrastructure Capital Inc (REIT)	Goldman Sachs	(6,684)
(19,727)	Hannon Armstrong Sustainable Infrastructure Capital Inc (REIT)	HSBC	10,455
39,217	Hannon Armstrong Sustainable Infrastructure Capital Inc (REIT)	Morgan Stanley	(7,843)
9,149	Hanover Insurance Group Inc	Bank of America Merrill Lynch	129,540
9,254	Hanover Insurance Group Inc	Barclays Bank	37,294
7,190	Hanover Insurance Group Inc	Goldman Sachs	111,804
11,396	Hanover Insurance Group Inc	HSBC	60,081
20,266	Hanover Insurance Group Inc	Morgan Stanley	81,135
(57,393)	HarborOne Bancorp Inc	Bank of America Merrill Lynch	(25,253)

保有高	銘柄	取引相手	未実現評価益/ (損) (米ドル)
	米国(続き)		
(23,717)	HarborOne Bancorp Inc	Goldman Sachs	(10,435)
(25,161)	HarborOne Bancorp Inc	HSBC	1,510
(43,889)	HarborOne Bancorp Inc	Morgan Stanley	(3,072)
15,343	Harley-Davidson Inc	Bank of America Merrill Lynch	32,834
7,023	Harley-Davidson Inc	Barclays Bank	(18,119)
18,023	Harley-Davidson Inc	HSBC	25,835
57,692	Harley-Davidson Inc	Morgan Stanley	(142,969)
(37,830)	Harmonic Inc	Goldman Sachs	(2,648)
(106,425)	Harmonic Inc	Morgan Stanley	42,570
300	Harpoon Therapeutics Inc	Bank of America Merrill Lynch	1,551
11,768	Harpoon Therapeutics Inc	Barclays Bank	(37,658)
3,671	Harpoon Therapeutics Inc	Goldman Sachs	18,979
10,072	Harpoon Therapeutics Inc	HSBC	61,238
13,163	Harpoon Therapeutics Inc	Morgan Stanley	(42,122)
(12,309)	Harrow Health Inc	Bank of America Merrill Lynch	(12,309)
(26,663)	Harrow Health Inc	Barclays Bank	3,466
(12,904)	Harrow Health Inc	HSBC	(7,097)
(19,092)	Harsco Corp	Bank of America Merrill Lynch	(50,785)
(43,310)	Harsco Corp	Barclays Bank	(72,328)
(39,716)	Harsco Corp	Goldman Sachs	(105,645)
(19,421)	Harsco Corp	HSBC	(21,363)
(10,604)	Harsco Corp	Morgan Stanley	(17,709)
(3,275)	Hartford Financial Services Group Inc	Barclays Bank	(4,880)
(8,928)	Hartford Financial Services Group Inc	Goldman Sachs	(41,579)
(1,746)	Hartford Financial Services Group Inc	HSBC	(3,719)
(11,374)	Hartford Financial Services Group Inc	Morgan Stanley	(16,947)
(6,003)	Hasbro Inc	Bank of America Merrill Lynch	(50,052)
(1,488)	Hasbro Inc	Barclays Bank	(10,118)
(3,092)	Hasbro Inc	Goldman Sachs	(25,911)
(6,269)	Hasbro Inc	HSBC	(23,760)
(3,490)	Hasbro Inc	Morgan Stanley	(23,732)
18,942	Haverty Furniture Cos Inc	Goldman Sachs	37,695
23,333	Haverty Furniture Cos Inc	HSBC	83,532
18,934	Haverty Furniture Cos Inc	Morgan Stanley	9,467
(37,340)	Hawaiian Electric Industries Inc	Bank of America Merrill Lynch	(99,324)
(6,333)	Hawaiian Electric Industries Inc	HSBC	(3,673)
(30,949)	Hawaiian Electric Industries Inc	Morgan Stanley	(46,424)
(8,735)	Hawaiian Holdings Inc	Barclays Bank	(9,434)
(7,883)	Hawaiian Holdings Inc	Goldman Sachs	(26,014)
(20,708)	Hawaiian Holdings Inc	HSBC	(32,097)
(38,437)	Hawaiian Holdings Inc	Morgan Stanley	(41,512)
(4,432)	Hawkins Inc	Bank of America Merrill Lynch	(40,376)
(4,210)	Hawkins Inc	Barclays Bank	(8,462)
(3,448)	Hawkins Inc	Goldman Sachs	(31,411)
(3,352)	Hawkins Inc	HSBC	(21,285)

保有高	銘柄	取引相手	未実現評価益/ (損) (米ドル)
	米国(続き)		
(7,425)	Hawkins Inc	Morgan Stanley	(14,924)
(1,148)	Hawthorn Bancshares Inc	Bank of America Merrill Lynch	(3,341)
(1,738)	Hawthorn Bancshares Inc	Barclays Bank	(2,120)
(7,261)	Hawthorn Bancshares Inc	Goldman Sachs	(21,130)
(1,073)	Hawthorn Bancshares Inc	HSBC	(2,092)
(14,189)	Hawthorn Bancshares Inc	Morgan Stanley	(17,311)
(31,595)	Haynes International Inc	Bank of America Merrill Lynch	(38,534)
(19,753)	Haynes International Inc	Barclays Bank	(15,389)
(33,820)	Haynes International Inc	Goldman Sachs	(41,296)
(15,567)	Haynes International Inc	HSBC	(7,320)
(1,046)	Haynes International Inc	Morgan Stanley	(973)
23,310	HB Fuller Co	Bank of America Merrill Lynch	80,858
13,349	HB Fuller Co	Barclays Bank	13,616
44,305	HB Fuller Co	Goldman Sachs	201,098
37,690	HB Fuller Co	HSBC	52,786
40,975	HB Fuller Co	Morgan Stanley	41,795
40,750	HBT Financial Inc	Barclays Bank	41,565
35,786	HBT Financial Inc	Goldman Sachs	74,793
28,340	HBT Financial Inc	HSBC	44,210
55,673	HBT Financial Inc	Morgan Stanley	56,786
(13,301)	HC2 Holdings Inc	Barclays Bank	(532)
(21,083)	HC2 Holdings Inc	Morgan Stanley	(843)
2,487	HCA Healthcare Inc	Barclays Bank	(1,194)
11,364	HCA Healthcare Inc	Goldman Sachs	84,889
9,757	HCA Healthcare Inc	HSBC	7,379
8,646	HCA Healthcare Inc	Morgan Stanley	(4,150)
1,826	HCI Group Inc	Bank of America Merrill Lynch	4,802
669	HCI Group Inc	Barclays Bank	(134)
4,286	HCI Group Inc	Goldman Sachs	11,272
11,148	HCI Group Inc	HSBC	15,384
24,524	HCI Group Inc	Morgan Stanley	(4,905)
10,130	HD Supply Holdings Inc	Bank of America Merrill Lynch	38,393
6,560	HD Supply Holdings Inc	Barclays Bank	4,067
(3,162)	HD Supply Holdings Inc	Goldman Sachs	(11,984)
10,269	HD Supply Holdings Inc	Goldman Sachs	38,920
(16,758)	HD Supply Holdings Inc	HSBC	(25,640)
16,444	HD Supply Holdings Inc	HSBC	25,159
(12,855)	HD Supply Holdings Inc	Morgan Stanley	(7,970)
9,231	HD Supply Holdings Inc	Morgan Stanley	5,723
(486)	Health Catalyst Inc	Goldman Sachs	889
(4,472)	Health Catalyst Inc	HSBC	4,472
(6,706)	Health Catalyst Inc	Morgan Stanley	10,193
(49,574)	Healthcare Realty Trust Inc (REIT)	Bank of America Merrill Lynch	(89,729)
14,223	Healthcare Realty Trust Inc (REIT)	Bank of America Merrill Lynch	25,744
(34,048)	Healthcare Realty Trust Inc (REIT)	Barclays Bank	(9,874)

保有高	銘柄	取引相手	未実現評価益/ (損) (米ドル)
	米国(続き)		
3,708	Healthcare Realty Trust Inc (REIT)	Barclays Bank	(1,651)
(50,310)	Healthcare Realty Trust Inc (REIT)	Goldman Sachs	(91,062)
5,295	Healthcare Realty Trust Inc (REIT)	Goldman Sachs	9,584
(36,279)	Healthcare Realty Trust Inc (REIT)	HSBC	(3,628)
7,477	Healthcare Realty Trust Inc (REIT)	HSBC	748
(121,617)	Healthcare Realty Trust Inc (REIT)	Morgan Stanley	(35,269)
10,709	Healthcare Realty Trust Inc (REIT)	Morgan Stanley	3,106
6,878	Healthcare Services Group Inc	Bank of America Merrill Lynch	9,560
(18,048)	Healthcare Services Group Inc	Goldman Sachs	(25,087)
10,748	Healthcare Services Group Inc	Goldman Sachs	14,940
(5,301)	Healthcare Services Group Inc	HSBC	2,315
17,107	Healthcare Services Group Inc	HSBC	(23,950)
(8,311)	Healthcare Services Group Inc	Morgan Stanley	(17,453)
5,822	Healthcare Services Group Inc	Morgan Stanley	12,226
(37,252)	Healthcare Trust of America Inc 'A' (REIT)	Bank of America Merrill Lynch	(83,444)
(7,293)	Healthcare Trust of America Inc 'A' (REIT)	Barclays Bank	2,407
57,963	Healthcare Trust of America Inc 'A' (REIT)	Barclays Bank	(19,128)
(19,484)	Healthcare Trust of America Inc 'A' (REIT)	Goldman Sachs	(43,644)
24,780	Healthcare Trust of America Inc 'A' (REIT)	Goldman Sachs	55,507
(20,918)	Healthcare Trust of America Inc 'A' (REIT)	HSBC	(19,245)
29,153	Healthcare Trust of America Inc 'A' (REIT)	HSBC	26,821
(48,559)	Healthcare Trust of America Inc 'A' (REIT)	Morgan Stanley	16,024
12,643	Healthcare Trust of America Inc 'A' (REIT)	Morgan Stanley	(4,172)
(464)	HealthEquity Inc	Bank of America Merrill Lynch	(3,930)
1,012	HealthEquity Inc	Bank of America Merrill Lynch	5,869
5,613	HealthEquity Inc	Barclays Bank	23,069
(382)	HealthEquity Inc	Goldman Sachs	(3,236)
5,527	HealthEquity Inc	Goldman Sachs	46,814
(990)	HealthEquity Inc	HSBC	(2,653)
1,264	HealthEquity Inc	HSBC	10,609
(701)	HealthEquity Inc	Morgan Stanley	(2,881)
13,129	HealthEquity Inc	Morgan Stanley	44,105
16,092	Healthpeak Properties Inc (REIT)	Bank of America Merrill Lynch	42,644
(4,113)	Healthpeak Properties Inc (REIT)	Bank of America Merrill Lynch	(10,899)
39,413	Healthpeak Properties Inc (REIT)	Barclays Bank	1,577
38,866	Healthpeak Properties Inc (REIT)	Goldman Sachs	102,995
(46,565)	Healthpeak Properties Inc (REIT)	Goldman Sachs	(123,397)
45,667	Healthpeak Properties Inc (REIT)	HSBC	15,527
(16,647)	Healthpeak Properties Inc (REIT)	HSBC	(5,660)
26,599	Healthpeak Properties Inc (REIT)	Morgan Stanley	1,064

保有高	銘柄	取引相手	未実現評価益/ (損) (米ドル)
	米国(続き)		
(43,384)	Healthpeak Properties Inc (REIT)	Morgan Stanley	(1,735)
29,848	HealthStream Inc	Bank of America Merrill Lynch	4,179
18,913	HealthStream Inc	Barclays Bank	(18,535)
23,620	HealthStream Inc	Goldman Sachs	3,307
8,415	HealthStream Inc	HSBC	(12,118)
11,680	HealthStream Inc	Morgan Stanley	(11,446)
38,486	Heartland Express Inc	Bank of America Merrill Lynch	106,221
30,490	Heartland Express Inc	Barclays Bank	36,283
49,608	Heartland Express Inc	Goldman Sachs	136,918
40,385	Heartland Express Inc	HSBC	79,862
68,401	Heartland Express Inc	Morgan Stanley	81,397
34,192	Heartland Financial USA Inc	Bank of America Merrill Lynch	170,960
16,802	Heartland Financial USA Inc	Barclays Bank	35,117
40,488	Heartland Financial USA Inc	Goldman Sachs	202,440
20,814	Heartland Financial USA Inc	HSBC	(5,822)
19,993	Heartland Financial USA Inc	Morgan Stanley	44,984
(26,150)	Hecla Mining Co	Bank of America Merrill Lynch	(8,630)
(8,350)	Hecla Mining Co	Barclays Bank	(661)
(132,954)	Hecla Mining Co	Goldman Sachs	(18,795)
(121,155)	Hecla Mining Co	HSBC	(73,808)
(223,236)	Hecla Mining Co	Morgan Stanley	6,697
6,062	HEICO Corp	Bank of America Merrill Lynch	113,178
920	HEICO Corp	HSBC	10,506
(2,170)	HEICO Corp	HSBC	(24,781)
10,567	HEICO Corp	Morgan Stanley	83,057
(12,508)	HEICO Corp	Morgan Stanley	(98,313)
8,897	HEICO Corp 'A'	Bank of America Merrill Lynch	167,619
1,744	HEICO Corp 'A'	Barclays Bank	19,010
2,654	HEICO Corp 'A'	Goldman Sachs	50,001
3,845	HEICO Corp 'A'	HSBC	61,136
6,176	HEICO Corp 'A'	Morgan Stanley	67,318
4,241	Heidrick & Struggles International Inc	Bank of America Merrill Lynch	13,402
6,803	Heidrick & Struggles International Inc	Barclays Bank	4,966
2,473	Heidrick & Struggles International Inc	Goldman Sachs	7,815
910	Heidrick & Struggles International Inc	HSBC	373
17,610	Heidrick & Struggles International Inc	Morgan Stanley	12,855
3,031	Helen of Troy Ltd	Bank of America Merrill Lynch	24,089
6,282	Helen of Troy Ltd	Barclays Bank	40,834
3,585	Helen of Troy Ltd	Goldman Sachs	53,667
4,426	Helen of Troy Ltd	HSBC	50,889
10,894	Helen of Troy Ltd	Morgan Stanley	70,812
(5,268)	Helios Technologies Inc	Bank of America Merrill Lynch	(31,503)
(4,332)	Helios Technologies Inc	HSBC	(5,328)
(13,820)	Helios Technologies Inc	Morgan Stanley	(53,622)
11,637	Helix Energy Solutions Group Inc	Bank of America Merrill Lynch	13,266

保有高	銘柄	取引相手	未実現評価益/ (損) (米ドル)
	米国(続き)		
26,277	Helix Energy Solutions Group Inc	Barclays Bank	16,555
31,535	Helix Energy Solutions Group Inc	Goldman Sachs	35,950
32,974	Helix Energy Solutions Group Inc	HSBC	28,358
32,645	Helix Energy Solutions Group Inc	Morgan Stanley	20,566
(7,146)	Helmerich & Payne Inc	Barclays Bank	(11,719)
3,885	Helmerich & Payne Inc	Goldman Sachs	8,936
(1,758)	Helmerich & Payne Inc	HSBC	(3,727)
(15,099)	Helmerich & Payne Inc	Morgan Stanley	(24,762)
9,825	Helmerich & Payne Inc	Morgan Stanley	16,113
42,136	Hemisphere Media Group Inc	Bank of America Merrill Lynch	47,614
21,462	Hemisphere Media Group Inc	Barclays Bank	8,156
41,185	Hemisphere Media Group Inc	Goldman Sachs	46,539
26,643	Hemisphere Media Group Inc	HSBC	24,128
57,804	Hemisphere Media Group Inc	Morgan Stanley	21,966
24,078	Hennessy Advisors Inc	Bank of America Merrill Lynch	27,208
1,336	Hennessy Advisors Inc	Morgan Stanley	414
2,866	Henry Schein Inc	Barclays Bank	11,865
22,353	Henry Schein Inc	Goldman Sachs	203,189
(22,666)	Henry Schein Inc	Goldman Sachs	(200,892)
8,404	Henry Schein Inc	HSBC	57,315
(5,575)	Henry Schein Inc	HSBC	(38,022)
2,415	Henry Schein Inc	Morgan Stanley	9,998
(16,193)	Herbalife Nutrition Ltd	HSBC	(34,653)
(12,100)	Herbalife Nutrition Ltd	Morgan Stanley	(20,812)
6,450	Herc Holdings Inc	Barclays Bank	23,285
12,924	Herc Holdings Inc	Goldman Sachs	79,870
16,017	Herc Holdings Inc	HSBC	41,804
24,472	Herc Holdings Inc	Morgan Stanley	88,344
14,987	Heritage Commerce Corp	Bank of America Merrill Lynch	16,935
8,510	Heritage Commerce Corp	Goldman Sachs	9,616
35,249	Heritage Commerce Corp	HSBC	(4,406)
237,049	Heritage Commerce Corp	Morgan Stanley	118,524
(19,374)	Heritage Financial Corp	Bank of America Merrill Lynch	(56,378)
(19,760)	Heritage Financial Corp	Barclays Bank	(16,598)
(16,925)	Heritage Financial Corp	Goldman Sachs	(49,252)
(14,019)	Heritage Financial Corp	HSBC	(2,038)
(13,176)	Heritage Financial Corp	Morgan Stanley	(11,068)
17,922	Heritage Insurance Holdings Inc	Bank of America Merrill Lynch	12,725
35,506	Heritage Insurance Holdings Inc	Barclays Bank	9,232
30,670	Heritage Insurance Holdings Inc	Goldman Sachs	21,776
29,778	Heritage Insurance Holdings Inc	HSBC	2,382
11,486	Heritage Insurance Holdings Inc	Morgan Stanley	2,986
(2,074)	Heritage-Crystal Clean Inc	Bank of America Merrill Lynch	(7,093)
(5,609)	Heritage-Crystal Clean Inc	Barclays Bank	2,019
(16,532)	Heritage-Crystal Clean Inc	Goldman Sachs	(56,539)

保有高	銘柄	取引相手	未実現評価益/ (損) (米ドル)
	米国(続き)		
(5,462)	Heritage-Crystal Clean Inc	HSBC	5,462
(12,661)	Heritage-Crystal Clean Inc	Morgan Stanley	4,558
4,455	Herman Miller Inc	Bank of America Merrill Lynch	11,873
(20,116)	Herman Miller Inc	Bank of America Merrill Lynch	(53,609)
(5,678)	Herman Miller Inc	Goldman Sachs	(15,132)
5,503	Herman Miller Inc	Goldman Sachs	14,665
1,284	Herman Miller Inc	HSBC	(385)
(3,406)	Herman Miller Inc	HSBC	1,022
(13,167)	Herman Miller Inc	Morgan Stanley	5,135
5,659	Heron Therapeutics Inc	Bank of America Merrill Lynch	16,298
(9,625)	Heron Therapeutics Inc	Bank of America Merrill Lynch	(27,720)
(14,550)	Heron Therapeutics Inc	Goldman Sachs	(41,904)
5,777	Heron Therapeutics Inc	HSBC	18,775
(3,815)	Heron Therapeutics Inc	HSBC	(12,399)
16,715	Heron Therapeutics Inc	Morgan Stanley	(4,012)
(12,596)	Heron Therapeutics Inc	Morgan Stanley	3,023
17,494	Hersha Hospitality Trust (REIT)	Bank of America Merrill Lynch	17,669
100,218	Hersha Hospitality Trust (REIT)	Goldman Sachs	101,220
39,619	Hersha Hospitality Trust (REIT)	HSBC	14,263
21,458	Hersha Hospitality Trust (REIT)	Morgan Stanley	8,583
19,389	Hershey Co	Bank of America Merrill Lynch	93,725
11,627	Hershey Co	Barclays Bank	59,277
11,509	Hershey Co	Goldman Sachs	55,358
11,456	Hershey Co	HSBC	23,411
8,332	Hershey Co	Morgan Stanley	37,902
12,061	Hertz Global Holdings Inc	Bank of America Merrill Lynch	(23,834)
43,002	Hertz Global Holdings Inc	Barclays Bank	(76,114)
13,752	Hertz Global Holdings Inc	Goldman Sachs	(21,591)
12,838	Hertz Global Holdings Inc	HSBC	(26,588)
(356)	Heska Corp	Bank of America Merrill Lynch	(4,560)
(2,428)	Heska Corp	Barclays Bank	(9,785)
(1,858)	Heska Corp	Goldman Sachs	(23,801)
(1,224)	Heska Corp	HSBC	(5,055)
(4,980)	Heska Corp	Morgan Stanley	(20,069)
(5,908)	Hess Corp	Bank of America Merrill Lynch	(20,146)
(2,438)	Hess Corp	Barclays Bank	(926)
(16,534)	Hess Corp	Goldman Sachs	(56,381)
(5,789)	Hess Corp	HSBC	(2,096)
(18,007)	Hess Corp	Morgan Stanley	(6,843)
(35,045)	Hess Midstream LP 'A'	Barclays Bank	-
(19,961)	Hess Midstream LP 'A'	Goldman Sachs	(40,321)
(12,191)	Hewlett Packard Enterprise Co	Bank of America Merrill Lynch	(4,084)
4,820	Hewlett Packard Enterprise Co	Bank of America Merrill Lynch	1,615
26,101	Hewlett Packard Enterprise Co	Barclays Bank	7,178
(29,129)	Hewlett Packard Enterprise Co	Goldman Sachs	(9,758)

保有高	銘柄	取引相手	未実現評価益/ (損) (米ドル)
	米国(続き)		
19,851	Hewlett Packard Enterprise Co	Goldman Sachs	6,650
(11,331)	Hewlett Packard Enterprise Co	HSBC	9,121
61,004	Hewlett Packard Enterprise Co	HSBC	(49,108)
(56,577)	Hewlett Packard Enterprise Co	Morgan Stanley	(15,559)
49,497	Hewlett Packard Enterprise Co	Morgan Stanley	13,612
396	Hexcel Corp	Barclays Bank	1,715
4,664	Hexcel Corp	Goldman Sachs	34,700
9,584	Hexcel Corp	HSBC	50,987
7,781	Hexcel Corp	Morgan Stanley	33,692
(40,970)	HF Foods Group Inc	Barclays Bank	(25,401)
1,378	Hibbett Sports Inc	Bank of America Merrill Lynch	174
14,101	Hibbett Sports Inc	HSBC	36,804
24,273	Hibbett Sports Inc	Morgan Stanley	(20,025)
(34,583)	HighPoint Resources Corp	Bank of America Merrill Lynch	681
(4,808)	HighPoint Resources Corp	Goldman Sachs	95
(142,192)	HighPoint Resources Corp	Morgan Stanley	1,863
(4,359)	Highwoods Properties Inc (REIT)	Bank of America Merrill Lynch	(26,505)
(8,956)	Highwoods Properties Inc (REIT)	Goldman Sachs	(40,386)
(44,055)	Highwoods Properties Inc (REIT)	HSBC	(37,006)
(47,199)	Highwoods Properties Inc (REIT)	Morgan Stanley	(165,197)
(145,151)	Hill International Inc	Bank of America Merrill Lynch	(18,870)
(41,500)	Hill International Inc	Morgan Stanley	(830)
4,758	Hillenbrand Inc	Bank of America Merrill Lynch	19,460
30,508	Hillenbrand Inc	Barclays Bank	24,712
48,223	Hillenbrand Inc	Goldman Sachs	197,232
77,590	Hillenbrand Inc	Morgan Stanley	62,848
(3,812)	Hill-Rom Holdings Inc	Bank of America Merrill Lynch	(13,542)
3,563	Hill-Rom Holdings Inc	Barclays Bank	12,791
4,633	Hill-Rom Holdings Inc	Goldman Sachs	17,605
(2,300)	Hill-Rom Holdings Inc	Goldman Sachs	(8,373)
3,028	Hill-Rom Holdings Inc	HSBC	(1,696)
2,494	Hill-Rom Holdings Inc	Morgan Stanley	8,953
(3,558)	Hill-Rom Holdings Inc	Morgan Stanley	(12,773)
(25,564)	Hilltop Holdings Inc	Bank of America Merrill Lynch	(98,421)
(22,375)	Hilltop Holdings Inc	Barclays Bank	(27,521)
(34,580)	Hilltop Holdings Inc	Goldman Sachs	(129,365)
(69,399)	Hilltop Holdings Inc	HSBC	(87,246)
(20,539)	Hilltop Holdings Inc	Morgan Stanley	(25,263)
(1,995)	Hilton Worldwide Holdings Inc	Goldman Sachs	(22,085)
(10,478)	Hilton Worldwide Holdings Inc	HSBC	(77,747)
(7,168)	Hilton Worldwide Holdings Inc	Morgan Stanley	(8,745)
1,080	Hingham Institution For Savings	Bank of America Merrill Lynch	23,447
782	Hingham Institution For Savings	Barclays Bank	11,378
2,082	Hingham Institution For Savings	Goldman Sachs	45,200
301	Hingham Institution For Savings	HSBC	3,308

保有高	銘柄	取引相手	未実現評価益/ (損) (米ドル)
	米国(続き)		
3,411	Hingham Institution For Savings	Morgan Stanley	49,630
3	Histogen Inc	Bank of America Merrill Lynch	(5)
(7,594)	HMS Holdings Corp	Barclays Bank	(20,238)
4,229	HMS Holdings Corp	Barclays Bank	11,270
(6,390)	HMS Holdings Corp	Goldman Sachs	(24,602)
7,522	HMS Holdings Corp	HSBC	17,526
(21,204)	HMS Holdings Corp	HSBC	(49,405)
(18,237)	HMS Holdings Corp	Morgan Stanley	(48,602)
6,397	HMS Holdings Corp	Morgan Stanley	17,048
(5,104)	HNI Corp	Bank of America Merrill Lynch	(24,550)
(17,734)	HNI Corp	Barclays Bank	(27,310)
(24,667)	HNI Corp	Goldman Sachs	(118,648)
(25,495)	HNI Corp	HSBC	(54,049)
(26,204)	HNI Corp	Morgan Stanley	(40,354)
20,947	HollyFrontier Corp	Bank of America Merrill Lynch	83,997
13,018	HollyFrontier Corp	Barclays Bank	5,468
9,229	HollyFrontier Corp	Goldman Sachs	37,009
7,839	HollyFrontier Corp	HSBC	(2,587)
11,828	HollyFrontier Corp	Morgan Stanley	4,968
(530)	Hologic Inc	Barclays Bank	80
9,920	Hologic Inc	Goldman Sachs	2,480
18,524	Hologic Inc	HSBC	3,520
(18,779)	Hologic Inc	HSBC	(3,568)
17,022	Hologic Inc	Morgan Stanley	(2,553)
(7,564)	Hologic Inc	Morgan Stanley	1,135
(1,477)	Home Bancorp Inc	Bank of America Merrill Lynch	(6,573)
(7,952)	Home Bancorp Inc	Barclays Bank	(15,904)
(13,041)	Home Bancorp Inc	Goldman Sachs	(58,032)
(3,588)	Home Bancorp Inc	HSBC	(4,736)
(12,656)	Home Bancorp Inc	Morgan Stanley	(25,312)
(21,186)	Home BancShares Inc	Bank of America Merrill Lynch	(48,516)
72,654	Home BancShares Inc	Bank of America Merrill Lynch	166,378
(12,072)	Home BancShares Inc	Barclays Bank	(14,305)
7,625	Home BancShares Inc	Barclays Bank	9,036
91,960	Home BancShares Inc	Goldman Sachs	205,964
(42,065)	Home BancShares Inc	Goldman Sachs	(96,329)
(27,171)	Home BancShares Inc	HSBC	(8,966)
39,089	Home BancShares Inc	HSBC	18,807
(7,852)	Home BancShares Inc	Morgan Stanley	(9,305)
33,678	Home BancShares Inc	Morgan Stanley	39,908
2,297	Home Depot Inc	Bank of America Merrill Lynch	14,793
4,428	Home Depot Inc	Barclays Bank	17,225
1,329	Home Depot Inc	Goldman Sachs	7,518
7,280	Home Depot Inc	HSBC	74,294
14,942	Home Depot Inc	Morgan Stanley	58,125

保有高	銘柄	取引相手	未実現評価益/ (損) (米ドル)
	米国(続き)		
(1,964)	HomeStreet Inc	Bank of America Merrill Lynch	(5,833)
(15,707)	HomeStreet Inc	Barclays Bank	(15,864)
(15,300)	HomeStreet Inc	Goldman Sachs	(42,935)
(8,201)	HomeStreet Inc	HSBC	276
(24,798)	HomeStreet Inc	Morgan Stanley	(25,046)
(1,380)	HomeTrust Bancshares Inc	Bank of America Merrill Lynch	(3,409)
(7,074)	HomeTrust Bancshares Inc	Barclays Bank	(7,357)
(23,014)	HomeTrust Bancshares Inc	Goldman Sachs	(56,845)
(6,362)	HomeTrust Bancshares Inc	HSBC	(6,203)
(5,215)	HomeTrust Bancshares Inc	Morgan Stanley	(5,424)
(6,112)	Homology Medicines Inc	Barclays Bank	7,457
(5,423)	Homology Medicines Inc	Goldman Sachs	(5,640)
(13,288)	Homology Medicines Inc	HSBC	(23,387)
(3,166)	Homology Medicines Inc	Morgan Stanley	3,863
6,505	Honeywell International Inc	Barclays Bank	39,095
18,994	Honeywell International Inc	HSBC	333,405
26,111	Honeywell International Inc	Morgan Stanley	156,927
3,081	Hooker Furniture Corp	Bank of America Merrill Lynch	8,011
13,024	Hooker Furniture Corp	Barclays Bank	9,247
23,857	Hooker Furniture Corp	HSBC	53,678
12,751	Hooker Furniture Corp	Morgan Stanley	9,053
2,887	Hookipa Pharma Inc	Bank of America Merrill Lynch	3,291
8,665	Hookipa Pharma Inc	Barclays Bank	2,773
5,134	Hookipa Pharma Inc	Goldman Sachs	3,600
2,370	Hookipa Pharma Inc	HSBC	2,394
8,538	Hookipa Pharma Inc	Morgan Stanley	2,732
(49,139)	Hope Bancorp Inc	Bank of America Merrill Lynch	(61,212)
(9,518)	Hope Bancorp Inc	Barclays Bank	(4,569)
(144,338)	Hope Bancorp Inc	Goldman Sachs	(190,526)
(32,760)	Hope Bancorp Inc	HSBC	(11,414)
(104,908)	Hope Bancorp Inc	Morgan Stanley	(50,356)
(11,168)	Horace Mann Educators Corp	Bank of America Merrill Lynch	(40,205)
(6,210)	Horace Mann Educators Corp	Barclays Bank	(3,786)
(11,146)	Horace Mann Educators Corp	Goldman Sachs	(40,126)
(8,057)	Horace Mann Educators Corp	HSBC	(5,801)
(4,427)	Horace Mann Educators Corp	Morgan Stanley	(4,206)
(9,170)	Horizon Bancorp Inc	Bank of America Merrill Lynch	(13,847)
(14,747)	Horizon Bancorp Inc	Barclays Bank	(7,816)
(53,819)	Horizon Bancorp Inc	Goldman Sachs	(81,267)
(33,323)	Horizon Bancorp Inc	HSBC	21,660
(73,159)	Horizon Bancorp Inc	Morgan Stanley	(38,774)
(64,423)	Horizon Global Corp	Bank of America Merrill Lynch	(9,663)
(9,686)	Horizon Therapeutics Plc	Bank of America Merrill Lynch	(20,009)
(20,298)	Horizon Therapeutics Plc	Barclays Bank	(7,713)
(15,816)	Horizon Therapeutics Plc	Goldman Sachs	(35,252)

保有高	銘柄	取引相手	未実現評価益/ (損) (米ドル)
	米国(続き)		
(16,211)	Horizon Therapeutics Plc	HSBC	(105,372)
(13,923)	Horizon Therapeutics Plc	Morgan Stanley	(5,291)
6,498	Horizon Therapeutics Plc	Morgan Stanley	2,469
16,761	Hormel Foods Corp	Bank of America Merrill Lynch	(666)
27,044	Hormel Foods Corp	Barclays Bank	22,717
33,595	Hormel Foods Corp	Goldman Sachs	(4,381)
12,678	Hormel Foods Corp	HSBC	6,720
42,149	Hormel Foods Corp	Morgan Stanley	35,405
(41,788)	Host Hotels & Resorts Inc (REIT)	Bank of America Merrill Lynch	(70,831)
1,598	Host Hotels & Resorts Inc (REIT)	Barclays Bank	839
78,515	Host Hotels & Resorts Inc (REIT)	HSBC	54,568
(11,102)	Host Hotels & Resorts Inc (REIT)	HSBC	(12,560)
4,235	Host Hotels & Resorts Inc (REIT)	Morgan Stanley	2,223
11,544	Hostess Brands Inc	Bank of America Merrill Lynch	2,771
60,882	Hostess Brands Inc	Barclays Bank	14,307
46,876	Hostess Brands Inc	Goldman Sachs	11,250
155,436	Hostess Brands Inc	HSBC	(12,435)
200,571	Hostess Brands Inc	Morgan Stanley	47,134
24,533	Houghton Mifflin Harcourt Co	Bank of America Merrill Lynch	12,389
10,986	Houghton Mifflin Harcourt Co	Barclays Bank	1,813
14,493	Houghton Mifflin Harcourt Co	Goldman Sachs	7,319
47,295	Houghton Mifflin Harcourt Co	Morgan Stanley	7,804
1,143	Houlihan Lokey Inc	Barclays Bank	(663)
(10,077)	Houlihan Lokey Inc	Barclays Bank	5,845
3,149	Houlihan Lokey Inc	Goldman Sachs	(7,382)
844	Houlihan Lokey Inc	HSBC	(1,756)
(2,685)	Houlihan Lokey Inc	HSBC	5,585
11,185	Houlihan Lokey Inc	Morgan Stanley	(6,802)
(4,017)	Houlihan Lokey Inc	Morgan Stanley	2,330
7,511	Houston Wire & Cable Co	Bank of America Merrill Lynch	1,239
2,963	Houston Wire & Cable Co	Goldman Sachs	489
19,133	Houston Wire & Cable Co	Morgan Stanley	(96)
(2,571)	Hovnanian Enterprises Inc 'A'	Barclays Bank	(7,070)
(3,452)	Hovnanian Enterprises Inc 'A'	Goldman Sachs	(17,847)
(4,307)	Hovnanian Enterprises Inc 'A'	HSBC	(17,357)
(69,605)	Howard Bancorp Inc	Bank of America Merrill Lynch	(102,319)
(1,361)	Howard Hughes Corp	Barclays Bank	(4,695)
(6,585)	Howard Hughes Corp	Goldman Sachs	(53,404)
(7,146)	Howard Hughes Corp	HSBC	28,727
(4,756)	Howard Hughes Corp	Morgan Stanley	(16,408)
(60,829)	Howmet Aerospace Inc	Bank of America Merrill Lynch	(138,690)
(20,960)	Howmet Aerospace Inc	Barclays Bank	(14,253)
(6,745)	Howmet Aerospace Inc	Goldman Sachs	(15,378)
(25,878)	Howmet Aerospace Inc	HSBC	(11,128)
(66,999)	Howmet Aerospace Inc	Morgan Stanley	(45,559)

保有高	銘柄	取引相手	未実現評価益/ (損) (米ドル)
	米国(続き)		
17,629	HP Inc	HSBC	(13,045)
859	HP Inc	Morgan Stanley	(1,787)
7,657	Hub Group Inc 'A'	Bank of America Merrill Lynch	56,892
7,126	Hub Group Inc 'A'	Barclays Bank	18,955
14,665	Hub Group Inc 'A'	Goldman Sachs	108,961
18,802	Hub Group Inc 'A'	HSBC	21,622
48,355	Hub Group Inc 'A'	Morgan Stanley	128,625
3,487	Hubbell Inc	Bank of America Merrill Lynch	26,834
4,340	Hubbell Inc	Barclays Bank	14,715
7,167	Hubbell Inc	Goldman Sachs	50,966
9,507	Hubbell Inc	HSBC	414
33,976	Hubbell Inc	Morgan Stanley	182,791
3,752	HubSpot Inc	Bank of America Merrill Lynch	33,730
2,421	HubSpot Inc	Barclays Bank	(4,067)
1,981	HubSpot Inc	Goldman Sachs	15,098
4,151	HubSpot Inc	HSBC	34,764
1,361	HubSpot Inc	Morgan Stanley	(2,286)
(9,234)	Hudson Ltd 'A'	Barclays Bank	(2,770)
(44,620)	Hudson Ltd 'A'	Goldman Sachs	(25,433)
(18,901)	Hudson Ltd 'A'	HSBC	17,389
(27,488)	Hudson Ltd 'A'	Morgan Stanley	(8,246)
5,552	Hudson Pacific Properties Inc (REIT)	Bank of America Merrill Lynch	29,870
(7,299)	Hudson Pacific Properties Inc (REIT)	Bank of America Merrill Lynch	(39,269)
21,589	Hudson Pacific Properties Inc (REIT)	Barclays Bank	87,435
(14,643)	Hudson Pacific Properties Inc (REIT)	Barclays Bank	(59,304)
28,703	Hudson Pacific Properties Inc (REIT)	Goldman Sachs	154,422
(2,222)	Hudson Pacific Properties Inc (REIT)	Goldman Sachs	(11,954)
12,124	Hudson Pacific Properties Inc (REIT)	HSBC	21,944
(1,463)	Hudson Pacific Properties Inc (REIT)	HSBC	(2,648)
5,590	Hudson Pacific Properties Inc (REIT)	Morgan Stanley	22,640
(6,595)	Hudson Pacific Properties Inc (REIT)	Morgan Stanley	(26,710)
(2,005)	Humana Inc	Bank of America Merrill Lynch	(10,819)
(699)	Humana Inc	Barclays Bank	(6,822)
(5,202)	Humana Inc	Goldman Sachs	(32,762)
(783)	Humana Inc	HSBC	(20,898)
(3,421)	Humana Inc	Morgan Stanley	(33,389)
(20,032)	Huntington Bancshares Inc	Bank of America Merrill Lynch	(27,544)
(27,730)	Huntington Bancshares Inc	Barclays Bank	(21,768)
(86,087)	Huntington Bancshares Inc	Goldman Sachs	(118,369)
(170,393)	Huntington Bancshares Inc	HSBC	(39,190)
(14,796)	Huntington Bancshares Inc	Morgan Stanley	(11,615)
(2,022)	Huntington Ingalls Industries Inc	Bank of America Merrill Lynch	(52,605)
(5,246)	Huntington Ingalls Industries Inc	Barclays Bank	(76,329)
(5,248)	Huntington Ingalls Industries Inc	Goldman Sachs	(139,590)
(3,325)	Huntington Ingalls Industries Inc	HSBC	(55,660)

保有高	銘柄	取引相手	未実現評価益/ (損) (米ドル)
	米国(続き)		
(4,635)	Huntington Ingalls Industries Inc	Morgan Stanley	(67,439)
(18,410)	Huntsman Corp	Bank of America Merrill Lynch	(44,808)
(52,039)	Huntsman Corp	Barclays Bank	(11,638)
(26,970)	Huntsman Corp	Goldman Sachs	(67,789)
(54,714)	Huntsman Corp	HSBC	(101,788)
(76,195)	Huntsman Corp	Morgan Stanley	(27,431)
3,080	Hurco Cos Inc	Bank of America Merrill Lynch	5,051
2,189	Hurco Cos Inc	Barclays Bank	1,116
3,525	Hurco Cos Inc	Goldman Sachs	5,781
1,026	Hurco Cos Inc	HSBC	113
5,281	Hurco Cos Inc	Morgan Stanley	2,693
(3,687)	Huron Consulting Group Inc	Bank of America Merrill Lynch	(25,035)
(3,345)	Huron Consulting Group Inc	Barclays Bank	(19,401)
(2,919)	Huron Consulting Group Inc	Goldman Sachs	(19,820)
(6,473)	Huron Consulting Group Inc	HSBC	(5,567)
(10,917)	Huron Consulting Group Inc	Morgan Stanley	(63,319)
(2,978)	Huttig Building Products Inc	Bank of America Merrill Lynch	(328)
(9,533)	Huttig Building Products Inc	Goldman Sachs	(1,049)
(143,938)	Huttig Building Products Inc	Morgan Stanley	(1,439)
(7,293)	Hyatt Hotels Corp 'A'	Barclays Bank	(12,033)
(4,012)	Hyatt Hotels Corp 'A'	Goldman Sachs	(29,328)
(3,420)	Hyatt Hotels Corp 'A'	HSBC	(4,446)
(16,638)	Hyatt Hotels Corp 'A'	Morgan Stanley	(27,453)
(654)	Hyster-Yale Materials Handling Inc	Bank of America Merrill Lynch	(2,197)
(3,754)	Hyster-Yale Materials Handling Inc	Barclays Bank	(638)
(5,033)	Hyster-Yale Materials Handling Inc	Goldman Sachs	(16,911)
(5,802)	Hyster-Yale Materials Handling Inc	HSBC	4,816
(8,010)	Hyster-Yale Materials Handling Inc	Morgan Stanley	(1,362)
3,768	I3 Verticals Inc 'A'	Bank of America Merrill Lynch	10,852
2,367	I3 Verticals Inc 'A'	Barclays Bank	2,533
2,735	I3 Verticals Inc 'A'	Goldman Sachs	7,877
6,691	I3 Verticals Inc 'A'	Morgan Stanley	7,159
(3,550)	IAA Inc	Bank of America Merrill Lynch	(16,898)
1,988	IAA Inc	Bank of America Merrill Lynch	8,601
(8,558)	IAA Inc	Barclays Bank	(29,354)
12,894	IAA Inc	Barclays Bank	44,226
(1,281)	IAA Inc	Goldman Sachs	(6,098)
(2,778)	IAA Inc	HSBC	(4,945)
(3,404)	IAA Inc	Morgan Stanley	(11,676)
7,725	IAA Inc	Morgan Stanley	26,497
(436)	IAC/interactivecorp	Bank of America Merrill Lynch	(6,329)
(890)	IAC/interactivecorp	Barclays Bank	(4,290)
(2,136)	IAC/interactivecorp	HSBC	(79,587)
(8,447)	IAC/interactivecorp	Morgan Stanley	(95,451)
2,406	IBERIABANK Corp	Goldman Sachs	18,959

保有高	銘柄	取引相手	未実現評価益/ (損) (米ドル)
	米国(続き)		
(3,707)	iCAD Inc	Bank of America Merrill Lynch	(2,484)
(6,742)	iCAD Inc	Barclays Bank	607
(10,999)	iCAD Inc	Goldman Sachs	(7,369)
(12,124)	iCAD Inc	HSBC	13,604
(4,049)	iCAD Inc	Morgan Stanley	364
406	ICF International Inc	Bank of America Merrill Lynch	3,167
6,110	ICF International Inc	Barclays Bank	30,550
737	ICF International Inc	Goldman Sachs	5,749
6,482	ICF International Inc	HSBC	6,676
18,034	ICF International Inc	Morgan Stanley	90,170
(4,039)	Ichor Holdings Ltd	Barclays Bank	(2,504)
(19,767)	Ichor Holdings Ltd	Goldman Sachs	(47,638)
(1,163)	Ichor Holdings Ltd	HSBC	791
(28,460)	Ichor Holdings Ltd	Morgan Stanley	(17,645)
6,246	ICON Plc	Bank of America Merrill Lynch	61,586
3,373	ICON Plc	Barclays Bank	2,131
1,515	ICON Plc	Goldman Sachs	12,043
274	ICON Plc	Morgan Stanley	104
(478)	ICU Medical Inc	Bank of America Merrill Lynch	(5,148)
959	ICU Medical Inc	Bank of America Merrill Lynch	7,907
(2,062)	ICU Medical Inc	Barclays Bank	(11,753)
1,389	ICU Medical Inc	Barclays Bank	7,917
(3,404)	ICU Medical Inc	Goldman Sachs	(36,661)
(1,817)	ICU Medical Inc	HSBC	2,489
1,074	ICU Medical Inc	HSBC	(1,471)
(891)	ICU Medical Inc	Morgan Stanley	(5,079)
1,084	ICU Medical Inc	Morgan Stanley	6,179
50,391	IDACORP Inc	Bank of America Merrill Lynch	323,714
12,346	IDACORP Inc	Barclays Bank	40,495
37,392	IDACORP Inc	Goldman Sachs	239,470
19,839	IDACORP Inc	HSBC	6,449
57,434	IDACORP Inc	Morgan Stanley	186,820
5,158	Ideaya Biosciences Inc	HSBC	12,482
1,983	IDEX Corp	Bank of America Merrill Lynch	17,728
10,103	IDEX Corp	Barclays Bank	69,812
5,328	IDEX Corp	Goldman Sachs	34,456
7,594	IDEX Corp	HSBC	19,086
15,404	IDEX Corp	Morgan Stanley	100,787
2,415	IDEXX Laboratories Inc	Bank of America Merrill Lynch	28,811
6,119	IDEXX Laboratories Inc	Barclays Bank	70,919
406	IDEXX Laboratories Inc	Goldman Sachs	4,844
2,241	IDEXX Laboratories Inc	HSBC	41,257
1,794	IDEXX Laboratories Inc	Morgan Stanley	20,793
25,316	IDT Corp 'B'	Bank of America Merrill Lynch	21,012
31,919	IDT Corp 'B'	Goldman Sachs	26,493

保有高	銘柄	取引相手	未実現評価益/ (損) (米ドル)
	米国(続き)		
5,362	IDT Corp 'B'	HSBC	3,646
26,560	IDT Corp 'B'	Morgan Stanley	(5,046)
(70,865)	IES Holdings Inc	Bank of America Merrill Lynch	(140,313)
(2,226)	IES Holdings Inc	Barclays Bank	(178)
(3,252)	IES Holdings Inc	Goldman Sachs	(6,439)
(5,974)	IES Holdings Inc	Morgan Stanley	(478)
5,105	iHeartMedia Inc 'A'	Goldman Sachs	7,504
54,431	iHeartMedia Inc 'A'	HSBC	65,317
54,721	iHeartMedia Inc 'A'	Morgan Stanley	64,571
2,449	IHS Markit Ltd	Bank of America Merrill Lynch	6,563
3,043	IHS Markit Ltd	Barclays Bank	6,786
(7,351)	IHS Markit Ltd	Barclays Bank	(7,229)
(25,191)	IHS Markit Ltd	Goldman Sachs	(67,512)
11,633	IHS Markit Ltd	HSBC	25,244
(4,819)	IHS Markit Ltd	HSBC	(10,457)
13,611	IHS Markit Ltd	Morgan Stanley	30,353
(4,633)	IHS Markit Ltd	Morgan Stanley	(10,332)
(12,194)	II-VI Inc	Barclays Bank	(18,535)
(384)	II-VI Inc	Goldman Sachs	(2,415)
(14,459)	II-VI Inc	HSBC	(151,386)
(30,263)	II-VI Inc	Morgan Stanley	(46,000)
7,629	Illinois Tool Works Inc	Bank of America Merrill Lynch	117,408
1,993	Illinois Tool Works Inc	Barclays Bank	15,665
(1,216)	Illinois Tool Works Inc	Barclays Bank	1,600
1,135	Illinois Tool Works Inc	Goldman Sachs	17,166
7,216	Illinois Tool Works Inc	HSBC	80,994
28,977	Illinois Tool Works Inc	Morgan Stanley	227,759
(1,048)	Illumina Inc	Bank of America Merrill Lynch	(27,730)
(419)	Illumina Inc	Barclays Bank	(7,165)
(1,707)	Illumina Inc	Goldman Sachs	(58,102)
(839)	Illumina Inc	HSBC	(44,838)
(5,803)	Illumina Inc	Morgan Stanley	(99,232)
3,516	IMARA Inc	Bank of America Merrill Lynch	20,639
1,196	IMARA Inc	Barclays Bank	6,745
3,767	IMARA Inc	Goldman Sachs	22,112
3,382	IMARA Inc	HSBC	33,042
3,565	IMARA Inc	Morgan Stanley	20,107
24,247	IMAX Corp	HSBC	(5,334)
41,587	IMAX Corp	Morgan Stanley	(27,863)
(55,490)	Immersion Corp	Goldman Sachs	(18,312)
(106,388)	Immersion Corp	Morgan Stanley	13,830
(7,167)	ImmunoGen Inc	Bank of America Merrill Lynch	(2,938)
(12,047)	ImmunoGen Inc	Barclays Bank	3,614
(8,546)	ImmunoGen Inc	Goldman Sachs	(3,504)
(48,015)	ImmunoGen Inc	HSBC	(44,654)

保有高	銘柄	取引相手	未実現評価益/ (損) (米ドル)
	米国(続き)		
(10,701)	ImmunoGen Inc	Morgan Stanley	3,210
(1,369)	Immunomedics Inc	Bank of America Merrill Lynch	1,034
(8,077)	Immunomedics Inc	Barclays Bank	9,531
(10,129)	Immunomedics Inc	Goldman Sachs	6,537
(21,317)	Immunomedics Inc	HSBC	(14,496)
(20,492)	Immunomedics Inc	Morgan Stanley	24,181
2,136	Immunovant Inc	Barclays Bank	11,812
8,899	Immunovant Inc	HSBC	47,165
19,044	Immunovant Inc	Morgan Stanley	105,313
(5,048)	Impinj Inc	Bank of America Merrill Lynch	(18,274)
(4,174)	Impinj Inc	Barclays Bank	(3,882)
(22,101)	Impinj Inc	HSBC	(33,373)
(1,553)	Impinj Inc	Morgan Stanley	(1,444)
1,849	Incyte Corp	Bank of America Merrill Lynch	8,210
1,327	Incyte Corp	HSBC	6,157
9,874	Incyte Corp	Morgan Stanley	11,751
(21,270)	Independence Holding Co	Bank of America Merrill Lynch	(33,607)
(12,405)	Independence Holding Co	Morgan Stanley	(19,972)
(39,561)	Independence Realty Trust Inc (REIT)	Bank of America Merrill Lynch	(33,231)
(4,858)	Independence Realty Trust Inc (REIT)	Barclays Bank	(826)
(11,042)	Independence Realty Trust Inc (REIT)	Goldman Sachs	(9,275)
(56,687)	Independence Realty Trust Inc (REIT)	HSBC	(2,267)
(63,153)	Independence Realty Trust Inc (REIT)	Morgan Stanley	(10,736)
(17,997)	Independent Bank Corp	Bank of America Merrill Lynch	(242,960)
105,854	Independent Bank Corp	Bank of America Merrill Lynch	220,088
(13,937)	Independent Bank Corp	Barclays Bank	(83,622)
20,498	Independent Bank Corp	Barclays Bank	14,964
12,525	Independent Bank Corp	Goldman Sachs	26,428
(21,794)	Independent Bank Corp	HSBC	(74,804)
14,850	Independent Bank Corp	HSBC	4,343
(19,774)	Independent Bank Corp	Morgan Stanley	(118,644)
30,163	Independent Bank Corp	Morgan Stanley	22,019
8,080	Independent Bank Group Inc	Barclays Bank	43,955
7,745	Independent Bank Group Inc	Goldman Sachs	74,352
20,131	Independent Bank Group Inc	HSBC	126,221
37,373	Independent Bank Group Inc	Morgan Stanley	203,309
(39,275)	Industrial Logistics Properties Trust (REIT)	Barclays Bank	(28,671)
(30,516)	Industrial Logistics Properties Trust (REIT)	Goldman Sachs	(76,290)
(34,130)	Industrial Logistics Properties Trust (REIT)	HSBC	(11,689)
(43,596)	Industrial Logistics Properties Trust (REIT)	Morgan Stanley	(31,825)
(22,965)	Infinera Corp	Bank of America Merrill Lynch	(12,803)
(12,046)	Infinera Corp	Barclays Bank	(3,493)
(5,060)	Infinera Corp	Goldman Sachs	(3,188)

保有高	銘柄	取引相手	未実現評価益/ (損) (米ドル)
	米国(続き)		
(67,405)	Infinera Corp	HSBC	69,639
(26,177)	Infinera Corp	Morgan Stanley	(7,591)
11,115	Information Services Group Inc	Bank of America Merrill Lynch	(3,223)
1,783	Information Services Group Inc	Barclays Bank	-
15,598	Information Services Group Inc	HSBC	(13,882)
28,525	Information Services Group Inc	Morgan Stanley	-
21,833	Infrastructure And Energy Altern	Bank of America Merrill Lynch	1,092
23,744	Infrastructure And Energy Altern	Goldman Sachs	1,187
1,129	Infrastructure And Energy Altern	Morgan Stanley	23
6,388	InfuSystem Holdings Inc	Bank of America Merrill Lynch	(3,513)
8,936	InfuSystem Holdings Inc	Barclays Bank	(6,613)
3,286	InfuSystem Holdings Inc	Goldman Sachs	(1,807)
3,600	InfuSystem Holdings Inc	HSBC	(6,264)
5,318	InfuSystem Holdings Inc	Morgan Stanley	(3,935)
(22,550)	Ingersoll Rand Inc	Barclays Bank	9,697
(18,260)	Ingersoll Rand Inc	Goldman Sachs	(30,860)
(12,428)	Ingersoll Rand Inc	HSBC	10,551
(41,186)	Ingersoll Rand Inc	Morgan Stanley	17,710
3,674	Ingevity Corp	Bank of America Merrill Lynch	22,889
(1,226)	Ingevity Corp	Barclays Bank	(736)
20,002	Ingevity Corp	Barclays Bank	12,001
(3,883)	Ingevity Corp	Goldman Sachs	(24,191)
11,219	Ingevity Corp	Goldman Sachs	69,894
(662)	Ingevity Corp	HSBC	(2,396)
14,016	Ingevity Corp	HSBC	53,360
(332)	Ingevity Corp	Morgan Stanley	(199)
7,422	Ingevity Corp	Morgan Stanley	4,453
9,830	Ingles Markets Inc ' A '	Bank of America Merrill Lynch	(12,091)
12,701	Ingles Markets Inc ' A '	Goldman Sachs	(15,622)
47	Ingles Markets Inc ' A '	HSBC	(61)
13,608	Ingles Markets Inc ' A '	Morgan Stanley	8,845
(4,414)	Ingredion Inc	Bank of America Merrill Lynch	(22,342)
(14,553)	Ingredion Inc	Barclays Bank	(53,555)
(27,646)	Ingredion Inc	Goldman Sachs	(140,718)
(11,838)	Ingredion Inc	HSBC	10,535
(8,951)	Ingredion Inc	Morgan Stanley	(32,940)
55,166	InnerWorkings Inc	Goldman Sachs	2,207
78,220	InnerWorkings Inc	Morgan Stanley	7,040
5,754	Innospec Inc	Bank of America Merrill Lynch	54,836
7,745	Innospec Inc	Barclays Bank	16,884
7,319	Innospec Inc	Goldman Sachs	69,750
(4,465)	Innospec Inc	HSBC	(11,966)
4,935	Innospec Inc	HSBC	13,226
(1,486)	Innospec Inc	Morgan Stanley	(3,239)
7,857	Innospec Inc	Morgan Stanley	17,128

保有高	銘柄	取引相手	未実現評価益/ (損) (米ドル)
	米国(続き)		
8,719	Innoviva Inc	Bank of America Merrill Lynch	610
(3,435)	Innoviva Inc	Barclays Bank	1,546
19,201	Innoviva Inc	Barclays Bank	(8,640)
58,796	Innoviva Inc	Goldman Sachs	4,116
(3,334)	Innoviva Inc	Goldman Sachs	(233)
36,967	Innoviva Inc	HSBC	12,199
(14,894)	Innoviva Inc	Morgan Stanley	6,702
12,725	Innoviva Inc	Morgan Stanley	(5,726)
1,699	Inogen Inc	Bank of America Merrill Lynch	(306)
3,111	Inogen Inc	Barclays Bank	2,053
2,098	Inogen Inc	Goldman Sachs	1,564
607	Inogen Inc	HSBC	521
7,600	Inogen Inc	Morgan Stanley	5,016
2,237	Inovalon Holdings Inc 'A'	Bank of America Merrill Lynch	6,644
24,666	Inovalon Holdings Inc 'A'	Barclays Bank	9,866
18,226	Inovalon Holdings Inc 'A'	Goldman Sachs	54,131
27,537	Inovalon Holdings Inc 'A'	HSBC	63,610
32,844	Inovalon Holdings Inc 'A'	Morgan Stanley	13,138
6,119	Inovio Pharmaceuticals Inc	Bank of America Merrill Lynch	490
47,468	Inovio Pharmaceuticals Inc	Goldman Sachs	67
5,106	Inovio Pharmaceuticals Inc	Morgan Stanley	(35)
3,851	Inphi Corp	Bank of America Merrill Lynch	77,867
13,829	Inphi Corp	Barclays Bank	96,250
(252)	Inphi Corp	Barclays Bank	(1,754)
2,975	Inphi Corp	Goldman Sachs	60,155
2,290	Inphi Corp	HSBC	24,860
(3,609)	Inphi Corp	HSBC	(53,907)
761	Inphi Corp	Morgan Stanley	5,297
(1,779)	Inphi Corp	Morgan Stanley	(12,382)
(29,177)	Inseego Corp	Barclays Bank	23,342
(7,293)	Inseego Corp	HSBC	6,053
(8,582)	Insight Enterprises Inc	Bank of America Merrill Lynch	(51,664)
12,361	Insight Enterprises Inc	Bank of America Merrill Lynch	74,413
(1,835)	Insight Enterprises Inc	Barclays Bank	(3,285)
148	Insight Enterprises Inc	Barclays Bank	265
14,361	Insight Enterprises Inc	Goldman Sachs	86,453
(2,463)	Insight Enterprises Inc	Goldman Sachs	(14,827)
1,026	Insight Enterprises Inc	HSBC	(1,231)
(2,149)	Insight Enterprises Inc	Morgan Stanley	(3,847)
10,033	Insight Enterprises Inc	Morgan Stanley	17,959
(6,977)	Insmed Inc	Bank of America Merrill Lynch	6,907
(896)	Insmed Inc	Barclays Bank	1,057
(11,708)	Insmed Inc	HSBC	(13,815)
(17,664)	Insmed Inc	Morgan Stanley	20,844
3,777	Insperty Inc	Bank of America Merrill Lynch	18,782

保有高	銘柄	取引相手	未実現評価益/ (損) (米ドル)
	米国(続き)		
9,876	Insperity Inc	Barclays Bank	12,543
6,716	Insperity Inc	Goldman Sachs	36,232
18,949	Insperity Inc	HSBC	(58,378)
4,865	Insperity Inc	Morgan Stanley	6,179
2,670	Inspire Medical Systems Inc	Barclays Bank	(16,073)
1,451	Inspire Medical Systems Inc	Goldman Sachs	6,718
4,376	Inspire Medical Systems Inc	HSBC	38,159
11,242	Inspire Medical Systems Inc	Morgan Stanley	(67,677)
(56,040)	Inspired Entertainment Inc	Bank of America Merrill Lynch	(46,513)
(400)	Inspired Entertainment Inc	Goldman Sachs	(332)
(20,670)	Inspired Entertainment Inc	HSBC	(16,949)
(19,337)	Inspired Entertainment Inc	Morgan Stanley	(9,475)
5,154	Installed Building Products Inc	Bank of America Merrill Lynch	79,423
(10,857)	Installed Building Products Inc	Bank of America Merrill Lynch	(167,306)
3,314	Installed Building Products Inc	Barclays Bank	13,786
(11,674)	Installed Building Products Inc	HSBC	(121,526)
2,663	Installed Building Products Inc	Morgan Stanley	11,078
(9,326)	Installed Building Products Inc	Morgan Stanley	(38,796)
(9,913)	Insteel Industries Inc	Barclays Bank	(7,137)
(11,060)	Insteel Industries Inc	Goldman Sachs	(24,332)
(19,282)	Insteel Industries Inc	HSBC	(6,170)
(4,368)	Insteel Industries Inc	Morgan Stanley	(3,145)
819	Insulet Corp	Barclays Bank	5,631
592	Insulet Corp	Goldman Sachs	(10,100)
1,628	Insulet Corp	HSBC	(27,215)
3,792	Insulet Corp	Morgan Stanley	(19,567)
(5,930)	Integer Holdings Corp	Bank of America Merrill Lynch	(23,839)
747	Integer Holdings Corp	Bank of America Merrill Lynch	3,003
(2,210)	Integer Holdings Corp	Barclays Bank	7,110
496	Integer Holdings Corp	Goldman Sachs	1,994
(1,289)	Integer Holdings Corp	Goldman Sachs	(5,182)
12,000	Integer Holdings Corp	HSBC	12,120
(2,182)	Integer Holdings Corp	Morgan Stanley	7,026
10,087	Integer Holdings Corp	Morgan Stanley	(32,480)
8,691	Integra LifeSciences Holdings Corp	Bank of America Merrill Lynch	44,238
29,484	Integra LifeSciences Holdings Corp	Barclays Bank	48,354
6,995	Integra LifeSciences Holdings Corp	Goldman Sachs	35,605
11,920	Integra LifeSciences Holdings Corp	HSBC	(8,582)
35,149	Integra LifeSciences Holdings Corp	Morgan Stanley	57,644
3,902	Intel Corp	Bank of America Merrill Lynch	17,091
(6,251)	Intel Corp	Bank of America Merrill Lynch	(11,260)
13,464	Intel Corp	Barclays Bank	5,453
(10,152)	Intel Corp	Barclays Bank	(3,461)
11,077	Intel Corp	Goldman Sachs	48,517
(9,014)	Intel Corp	Goldman Sachs	(39,481)

保有高	銘柄	取引相手	未実現評価益/ (損) (米ドル)
	米国(続き)		
7,835	Intel Corp	HSBC	19,309
(26,828)	Intel Corp	HSBC	(80,216)
9,146	Intel Corp	Morgan Stanley	3,704
(2,938)	Intel Corp	Morgan Stanley	(1,190)
9,782	Intellia Therapeutics Inc	Barclays Bank	(34,922)
8,645	Intellia Therapeutics Inc	Goldman Sachs	(2,075)
17,783	Intellia Therapeutics Inc	HSBC	67,220
26,570	Intellia Therapeutics Inc	Morgan Stanley	(94,855)
(797)	Intelligent Systems Corp	Bank of America Merrill Lynch	206
(9,589)	Intelligent Systems Corp	Barclays Bank	2,110
(1,447)	Intelligent Systems Corp	Goldman Sachs	(130)
(3,773)	Intelligent Systems Corp	HSBC	(189)
(7,436)	Inter Parfums Inc	Bank of America Merrill Lynch	(45,083)
(13,126)	Inter Parfums Inc	Barclays Bank	(31,468)
(2,939)	Inter Parfums Inc	Goldman Sachs	(16,868)
(7,511)	Inter Parfums Inc	HSBC	(9,990)
(4,313)	Inter Parfums Inc	Morgan Stanley	(10,998)
1,666	Interactive Brokers Group Inc 'A'	Bank of America Merrill Lynch	8,697
(623)	Interactive Brokers Group Inc 'A'	Bank of America Merrill Lynch	(2,235)
5,914	Interactive Brokers Group Inc 'A'	Goldman Sachs	30,871
2,531	Interactive Brokers Group Inc 'A'	HSBC	4,384
(725)	Interactive Brokers Group Inc 'A'	HSBC	(964)
2,958	Interactive Brokers Group Inc 'A'	Morgan Stanley	10,767
(7,619)	Interactive Brokers Group Inc 'A'	Morgan Stanley	(27,733)
(2,350)	Intercept Pharmaceuticals Inc	Bank of America Merrill Lynch	24,269
5,623	Intercept Pharmaceuticals Inc	Bank of America Merrill Lynch	(69,878)
(1,104)	Intercept Pharmaceuticals Inc	Barclays Bank	9,053
1,585	Intercept Pharmaceuticals Inc	Barclays Bank	(10,266)
(616)	Intercept Pharmaceuticals Inc	Goldman Sachs	7,577
479	Intercept Pharmaceuticals Inc	Goldman Sachs	(8,963)
(4,158)	Intercept Pharmaceuticals Inc	HSBC	59,869
1,308	Intercept Pharmaceuticals Inc	HSBC	(19,743)
(6,145)	Intercept Pharmaceuticals Inc	Morgan Stanley	50,389
3,242	Intercept Pharmaceuticals Inc	Morgan Stanley	(26,584)
2,483	Intercontinental Exchange Inc	Bank of America Merrill Lynch	2,350
3,785	Intercontinental Exchange Inc	Barclays Bank	5,034
(12,207)	Intercontinental Exchange Inc	Barclays Bank	(16,235)
5,833	Intercontinental Exchange Inc	Goldman Sachs	9,508
(9,242)	Intercontinental Exchange Inc	Goldman Sachs	(15,064)
2,200	Intercontinental Exchange Inc	HSBC	3,224
(1,915)	Intercontinental Exchange Inc	HSBC	(3,026)
13,803	Intercontinental Exchange Inc	Morgan Stanley	18,358
(12,042)	Intercontinental Exchange Inc	Morgan Stanley	(16,016)
7,130	InterDigital Inc	Bank of America Merrill Lynch	10,624
(4,400)	InterDigital Inc	Bank of America Merrill Lynch	438

保有高	銘柄	取引相手	未実現評価益/ (損) (米ドル)
	米国(続き)		
4,554	InterDigital Inc	Barclays Bank	2,641
(15,356)	InterDigital Inc	Barclays Bank	(8,906)
(1,687)	InterDigital Inc	Goldman Sachs	(2,514)
1,062	InterDigital Inc	HSBC	(4,928)
(4,492)	InterDigital Inc	HSBC	20,843
(6,792)	InterDigital Inc	Morgan Stanley	(3,939)
8,532	Interface Inc	Bank of America Merrill Lynch	11,220
9,958	Interface Inc	Barclays Bank	6,074
40,487	Interface Inc	Goldman Sachs	53,240
7,885	Interface Inc	HSBC	(1,656)
2,568	Interface Inc	Morgan Stanley	1,566
(6,533)	International Bancshares Corp	Bank of America Merrill Lynch	(24,945)
(2,830)	International Bancshares Corp	Barclays Bank	(7,132)
(1,610)	International Bancshares Corp	Goldman Sachs	(7,438)
(29,854)	International Bancshares Corp	HSBC	(64,243)
(44,697)	International Bancshares Corp	Morgan Stanley	(112,636)
(7,704)	International Business Machines Corp	Bank of America Merrill Lynch	(43,835)
(6,073)	International Business Machines Corp	Barclays Bank	(18,852)
(6,041)	International Business Machines Corp	Goldman Sachs	(21,704)
(20,816)	International Business Machines Corp	HSBC	6,661
(16,828)	International Business Machines Corp	Morgan Stanley	(72,024)
(688)	International Flavors & Fragrances Inc	Bank of America Merrill Lynch	(2,890)
6,125	International Flavors & Fragrances Inc	Bank of America Merrill Lynch	17,090
(8,225)	International Flavors & Fragrances Inc	Barclays Bank	(24,675)
6,782	International Flavors & Fragrances Inc	Barclays Bank	(3,447)
382	International Flavors & Fragrances Inc	Goldman Sachs	1,412
(1,052)	International Flavors & Fragrances Inc	HSBC	2,157
211	International Flavors & Fragrances Inc	HSBC	580
3,627	International Flavors & Fragrances Inc	Morgan Stanley	4,176
15,117	International Game Technology Plc	Bank of America Merrill Lynch	13,669
27,798	International Game Technology Plc	Morgan Stanley	13,621
(22,966)	International Game Technology Plc	Morgan Stanley	(11,253)
43,605	International Money Express Inc	Goldman Sachs	53,634
6,639	International Money Express Inc	HSBC	7,768
35,805	International Money Express Inc	Morgan Stanley	23,631
9,387	International Paper Co	Bank of America Merrill Lynch	29,006
(9,979)	International Paper Co	Bank of America Merrill Lynch	(30,835)
15,425	International Paper Co	Barclays Bank	23,138
(9,162)	International Paper Co	Barclays Bank	(13,743)
21,367	International Paper Co	Goldman Sachs	66,024
47,538	International Paper Co	HSBC	(9,983)
12,128	International Paper Co	Morgan Stanley	18,192
(14,912)	International Paper Co	Morgan Stanley	(22,368)
(4,380)	International Seaways Inc	Barclays Bank	(1,183)
(13,276)	International Seaways Inc	Goldman Sachs	(6,638)

保有高	銘柄	取引相手	未実現評価益/ (損) (米ドル)
	米国(続き)		
(8,150)	International Seaways Inc	HSBC	(2,435)
28,734	Interpublic Group of Cos Inc	Bank of America Merrill Lynch	23,752
28,504	Interpublic Group of Cos Inc	Barclays Bank	9,691
80,149	Interpublic Group of Cos Inc	Goldman Sachs	105,328
7,464	Interpublic Group of Cos Inc	HSBC	4,408
70,707	Interpublic Group of Cos Inc	Morgan Stanley	17,160
29,136	Intersect ENT Inc	Barclays Bank	3,448
9,089	Intersect ENT Inc	HSBC	(16,919)
11,380	Intersect ENT Inc	Morgan Stanley	2,048
(27,533)	Intevac Inc	Bank of America Merrill Lynch	(5,507)
(5,815)	Intevac Inc	Goldman Sachs	(1,163)
(900)	Intevac Inc	HSBC	108
(4,634)	INTL. FCStone Inc	Bank of America Merrill Lynch	(55,608)
(2,322)	INTL. FCStone Inc	Goldman Sachs	(27,864)
(10,273)	INTL. FCStone Inc	HSBC	(94,404)
(13,622)	INTL. FCStone Inc	Morgan Stanley	(119,601)
(2,938)	Intra-Cellular Therapies Inc	Bank of America Merrill Lynch	4,730
7,401	Intra-Cellular Therapies Inc	Barclays Bank	(14,284)
(1,844)	Intra-Cellular Therapies Inc	Goldman Sachs	2,969
(6,440)	Intra-Cellular Therapies Inc	HSBC	(966)
2,898	Intra-Cellular Therapies Inc	HSBC	435
(3,642)	Intra-Cellular Therapies Inc	Morgan Stanley	7,029
8,807	Intra-Cellular Therapies Inc	Morgan Stanley	(16,998)
(33,811)	Intrepid Potash Inc	Barclays Bank	(6,086)
(24,984)	Intrepid Potash Inc	Goldman Sachs	(7,768)
(16,246)	Intrepid Potash Inc	HSBC	(3,249)
(9,090)	IntriCon Corp	Bank of America Merrill Lynch	(24,816)
(31,080)	IntriCon Corp	Goldman Sachs	(84,848)
(4,660)	IntriCon Corp	HSBC	(8,901)
(9,706)	IntriCon Corp	Morgan Stanley	(6,697)
3,190	Intuit Inc	Bank of America Merrill Lynch	(1,218)
2,810	Intuit Inc	Barclays Bank	(6,519)
3,247	Intuit Inc	Goldman Sachs	715
1,635	Intuit Inc	HSBC	4,037
6,950	Intuit Inc	Morgan Stanley	(16,124)
(1,208)	Intuitive Surgical Inc	Barclays Bank	(14,726)
948	Intuitive Surgical Inc	Goldman Sachs	21,282
(593)	Intuitive Surgical Inc	HSBC	(22,071)
(4,543)	Intuitive Surgical Inc	Morgan Stanley	(55,379)
2,063	Intuitive Surgical Inc	Morgan Stanley	25,148
(28,212)	Invacare Corp	Bank of America Merrill Lynch	(12,695)
(10,204)	Invacare Corp	Barclays Bank	6,735
(6,906)	Invacare Corp	Goldman Sachs	(3,108)
(5,309)	Invacare Corp	HSBC	(2,389)
(3,530)	Invacare Corp	Morgan Stanley	2,330

保有高	銘柄	取引相手	未実現評価益/ (損) (米ドル)
	米国(続き)		
52,526	Invesco Ltd	Bank of America Merrill Lynch	61,718
31,122	Invesco Ltd	Barclays Bank	18,829
60,313	Invesco Ltd	Goldman Sachs	70,868
111,108	Invesco Ltd	Morgan Stanley	67,220
21,712	Invesco Mortgage Capital Inc (REIT)	Barclays Bank	217
14,074	Invesco Mortgage Capital Inc (REIT)	Goldman Sachs	1,407
36,450	Invesco Mortgage Capital Inc (REIT)	HSBC	1,094
109,100	Invesco Mortgage Capital Inc (REIT)	Morgan Stanley	1,091
4,312	Investar Holding Corp	Bank of America Merrill Lynch	8,926
8,445	Investar Holding Corp	Barclays Bank	7,094
10,254	Investar Holding Corp	Goldman Sachs	21,226
28,362	Investar Holding Corp	HSBC	18,152
9,843	Investar Holding Corp	Morgan Stanley	8,268
30,588	Investors Bancorp Inc	Bank of America Merrill Lynch	29,193
(3,175)	Investors Bancorp Inc	Barclays Bank	(1,810)
42,587	Investors Bancorp Inc	Barclays Bank	24,275
69,676	Investors Bancorp Inc	Goldman Sachs	79,431
(93,683)	Investors Bancorp Inc	Goldman Sachs	(106,799)
(22,912)	Investors Bancorp Inc	HSBC	2,062
138,190	Investors Bancorp Inc	HSBC	(11,160)
(24,179)	Investors Bancorp Inc	Morgan Stanley	(13,782)
52,909	Investors Bancorp Inc	Morgan Stanley	30,158
(3,394)	Investors Real Estate Trust (REIT)	Bank of America Merrill Lynch	(24,403)
(485)	Investors Real Estate Trust (REIT)	Barclays Bank	(873)
(5,262)	Investors Real Estate Trust (REIT)	HSBC	(33,867)
(14,502)	Investors Real Estate Trust (REIT)	Morgan Stanley	(26,104)
660	Investors Title Co	Bank of America Merrill Lynch	9,580
610	Investors Title Co	Barclays Bank	4,981
3,848	Investors Title Co	Goldman Sachs	55,854
1,192	Investors Title Co	HSBC	5,124
1,629	Investors Title Co	Morgan Stanley	13,301
(7,850)	Invitae Corp	Bank of America Merrill Lynch	(3,690)
12,639	Invitae Corp	Barclays Bank	(5,049)
(14,825)	Invitae Corp	Barclays Bank	8,302
3,001	Invitae Corp	Goldman Sachs	1,410
1,913	Invitae Corp	Morgan Stanley	(1,071)
(16,448)	Invitation Homes Inc (REIT)	Bank of America Merrill Lynch	3,505
5,375	Invitation Homes Inc (REIT)	Barclays Bank	2,580
(13,282)	Invitation Homes Inc (REIT)	Barclays Bank	(2,656)
7,580	Invitation Homes Inc (REIT)	Goldman Sachs	13,871
(31,074)	Invitation Homes Inc (REIT)	Goldman Sachs	(24,999)
42,165	Invitation Homes Inc (REIT)	HSBC	42,165
58,372	Invitation Homes Inc (REIT)	Morgan Stanley	28,019
3,112	ION Geophysical Corp	Barclays Bank	280
10,739	ION Geophysical Corp	Morgan Stanley	967

保有高	銘柄	取引相手	未実現評価益/ (損) (米ドル)
	米国(続き)		
6,088	Ionis Pharmaceuticals Inc	Bank of America Merrill Lynch	20,578
5,622	Ionis Pharmaceuticals Inc	Barclays Bank	11,131
7,335	Ionis Pharmaceuticals Inc	Goldman Sachs	23,879
14,562	Ionis Pharmaceuticals Inc	HSBC	29,852
20,319	Ionis Pharmaceuticals Inc	Morgan Stanley	40,231
(3,738)	Iovance Biotherapeutics Inc	Barclays Bank	30,615
(12,624)	Iovance Biotherapeutics Inc	Goldman Sachs	43,806
(756)	Iovance Biotherapeutics Inc	HSBC	2,495
(12,903)	Iovance Biotherapeutics Inc	Morgan Stanley	105,676
(2,209)	IPG Photonics Corp	Bank of America Merrill Lynch	(12,105)
(1,319)	IPG Photonics Corp	Barclays Bank	7,558
(1,065)	IPG Photonics Corp	Goldman Sachs	(5,836)
(1,753)	IPG Photonics Corp	HSBC	701
2,317	IPG Photonics Corp	HSBC	(927)
(1,923)	IPG Photonics Corp	Morgan Stanley	11,019
(3,268)	IQVIA Holdings Inc	Bank of America Merrill Lynch	(27,783)
(2,413)	IQVIA Holdings Inc	Goldman Sachs	(16,566)
(3,910)	IQVIA Holdings Inc	HSBC	(38,318)
(12,071)	IQVIA Holdings Inc	Morgan Stanley	(54,923)
11,856	iRadimed Corp	Bank of America Merrill Lynch	15,768
7,152	iRadimed Corp	Barclays Bank	2,432
4,626	iRadimed Corp	Goldman Sachs	6,153
9,432	iRadimed Corp	HSBC	9,526
10,698	iRadimed Corp	Morgan Stanley	3,637
(2,693)	iRhythm Technologies Inc	Bank of America Merrill Lynch	14,153
(589)	iRhythm Technologies Inc	Barclays Bank	1,125
154	iRhythm Technologies Inc	Barclays Bank	(294)
(798)	iRhythm Technologies Inc	Goldman Sachs	5,171
218	iRhythm Technologies Inc	Goldman Sachs	(582)
1,835	iRhythm Technologies Inc	HSBC	330
6,003	iRhythm Technologies Inc	Morgan Stanley	(11,466)
11,755	Iridium Communications Inc	Bank of America Merrill Lynch	24,215
(6,752)	Iridium Communications Inc	Bank of America Merrill Lynch	(1,836)
(10,811)	Iridium Communications Inc	Barclays Bank	(8,087)
5,388	Iridium Communications Inc	Barclays Bank	4,903
18,866	Iridium Communications Inc	Goldman Sachs	38,864
(14,457)	Iridium Communications Inc	Goldman Sachs	(29,781)
12,893	Iridium Communications Inc	HSBC	8,510
(13,818)	Iridium Communications Inc	HSBC	(9,120)
38,321	Iridium Communications Inc	Morgan Stanley	34,872
(5,763)	Iridium Communications Inc	Morgan Stanley	(5,244)
(4,900)	iRobot Corp	Barclays Bank	1,691
1,345	iRobot Corp	Barclays Bank	(464)
1,215	iRobot Corp	Goldman Sachs	7,054
(1,062)	iRobot Corp	HSBC	(8,608)

保有高	銘柄	取引相手	未実現評価益/ (損) (米ドル)
	米国(続き)		
3,762	iRobot Corp	HSBC	31,279
3,259	iRobot Corp	Morgan Stanley	(1,124)
(3,446)	Iron Mountain Inc (REIT)	Bank of America Merrill Lynch	(11,027)
(928)	Iron Mountain Inc (REIT)	Barclays Bank	(1,346)
4,026	Iron Mountain Inc (REIT)	Barclays Bank	5,838
(453)	Iron Mountain Inc (REIT)	Goldman Sachs	(1,450)
(3,973)	Iron Mountain Inc (REIT)	HSBC	(4,172)
(29,035)	Iron Mountain Inc (REIT)	Morgan Stanley	(42,101)
13,526	Iron Mountain Inc (REIT)	Morgan Stanley	19,613
33,660	Ironwood Pharmaceuticals Inc	Bank of America Merrill Lynch	(44,936)
35,772	Ironwood Pharmaceuticals Inc	Barclays Bank	(77,983)
41,679	Ironwood Pharmaceuticals Inc	Goldman Sachs	(55,641)
65,568	Ironwood Pharmaceuticals Inc	HSBC	(26,227)
60,531	Ironwood Pharmaceuticals Inc	Morgan Stanley	(131,957)
(30,842)	iStar Inc (REIT)	Bank of America Merrill Lynch	(48,730)
(15,675)	iStar Inc (REIT)	Barclays Bank	(10,502)
(19,802)	iStar Inc (REIT)	Goldman Sachs	(31,287)
(31,680)	iStar Inc (REIT)	HSBC	(24,394)
(18,686)	iStar Inc (REIT)	Morgan Stanley	(12,520)
7,192	Itau Unibanco Holding SA ADR	HSBC	1,942
(33,010)	Iteris Inc	Bank of America Merrill Lynch	(22,777)
(5,298)	Iteris Inc	Goldman Sachs	(3,656)
(17,355)	Iteris Inc	Morgan Stanley	(2,430)
(4,799)	Itron Inc	Bank of America Merrill Lynch	(35,704)
(9,785)	Itron Inc	Barclays Bank	(20,744)
(4,447)	Itron Inc	Goldman Sachs	(33,086)
(14,054)	Itron Inc	HSBC	(7,589)
(14,092)	Itron Inc	Morgan Stanley	(29,875)
(4,020)	ITT Inc	Bank of America Merrill Lynch	(33,929)
3,407	ITT Inc	Bank of America Merrill Lynch	28,755
(12,024)	ITT Inc	Barclays Bank	(32,345)
5,957	ITT Inc	Barclays Bank	16,024
(3,522)	ITT Inc	Goldman Sachs	(29,726)
6,873	ITT Inc	Goldman Sachs	58,008
(13,855)	ITT Inc	HSBC	(77,727)
(13,619)	ITT Inc	Morgan Stanley	(36,635)
7,390	ITT Inc	Morgan Stanley	19,879
(22,093)	IVERIC bio Inc	Bank of America Merrill Lynch	(6,628)
(13,704)	IVERIC bio Inc	Goldman Sachs	(4,111)
68,161	J Alexander ' s Holdings Inc	Bank of America Merrill Lynch	40,897
4,404	J Alexander ' s Holdings Inc	Barclays Bank	1,145
3,230	J&J Snack Foods Corp	Bank of America Merrill Lynch	19,735
(1,259)	J&J Snack Foods Corp	Barclays Bank	(3,273)
2,786	J&J Snack Foods Corp	Barclays Bank	4,909
8,483	J&J Snack Foods Corp	Goldman Sachs	51,831

保有高	銘柄	取引相手	未実現評価益/ (損) (米ドル)
	米国(続き)		
(852)	J&J Snack Foods Corp	Goldman Sachs	(5,206)
(2,754)	J&J Snack Foods Corp	HSBC	2,654
6,176	J&J Snack Foods Corp	HSBC	(6,409)
(1,208)	J&J Snack Foods Corp	Morgan Stanley	(3,141)
5,992	J&J Snack Foods Corp	Morgan Stanley	15,579
(1,680)	J2 Global Inc	Bank of America Merrill Lynch	(9,408)
12,341	J2 Global Inc	Bank of America Merrill Lynch	69,110
(7,800)	J2 Global Inc	Barclays Bank	(10,530)
4,576	J2 Global Inc	Barclays Bank	6,178
(13,041)	J2 Global Inc	Goldman Sachs	(73,030)
29,229	J2 Global Inc	Goldman Sachs	161,916
(6,130)	J2 Global Inc	HSBC	22,313
12,795	J2 Global Inc	HSBC	(28,944)
(7,558)	J2 Global Inc	Morgan Stanley	(10,203)
36,021	J2 Global Inc	Morgan Stanley	43,198
13,838	Jabil Inc	Bank of America Merrill Lynch	26,015
(1,677)	Jabil Inc	Bank of America Merrill Lynch	(3,153)
18,563	Jabil Inc	Barclays Bank	14,850
(9,922)	Jabil Inc	Barclays Bank	(7,938)
8,655	Jabil Inc	Goldman Sachs	16,271
(32,230)	Jabil Inc	Goldman Sachs	(60,592)
4,796	Jabil Inc	HSBC	6,906
(14,886)	Jabil Inc	HSBC	(21,436)
14,040	Jabil Inc	Morgan Stanley	11,232
(12,233)	Jabil Inc	Morgan Stanley	(9,786)
(1,172)	Jack Henry & Associates Inc	Bank of America Merrill Lynch	13,805
(406)	Jack Henry & Associates Inc	Barclays Bank	3,220
(2,504)	Jack Henry & Associates Inc	Goldman Sachs	20,357
6,300	Jack Henry & Associates Inc	HSBC	(23,940)
(1,732)	Jack Henry & Associates Inc	HSBC	6,582
(4,345)	Jack Henry & Associates Inc	Morgan Stanley	34,456
(4,263)	Jack in the Box Inc	Bank of America Merrill Lynch	(4,945)
(12,025)	Jack in the Box Inc	HSBC	(22,126)
(2,401)	Jack in the Box Inc	Morgan Stanley	(2,449)
(4,532)	Jacobs Engineering Group Inc	Bank of America Merrill Lynch	(51,982)
(4,504)	Jacobs Engineering Group Inc	Barclays Bank	(29,186)
(8,463)	Jacobs Engineering Group Inc	Goldman Sachs	(97,071)
(17,052)	Jacobs Engineering Group Inc	HSBC	(61,558)
(22,720)	Jacobs Engineering Group Inc	Morgan Stanley	(147,226)
(23,832)	James River Group Holdings Ltd	Barclays Bank	(48,617)
(19,770)	James River Group Holdings Ltd	Goldman Sachs	(144,143)
(19,443)	James River Group Holdings Ltd	HSBC	(88,077)
(12,252)	James River Group Holdings Ltd	Morgan Stanley	(24,994)
(54,152)	Janus Henderson Group Plc	Barclays Bank	(5,718)
(16,366)	Janus Henderson Group Plc	Goldman Sachs	(47,213)

保有高	銘柄	取引相手	未実現評価益/ (損) (米ドル)
	米国(続き)		
(2,481)	Janus Henderson Group Plc	HSBC	(5,979)
(19,842)	Janus Henderson Group Plc	Morgan Stanley	(25,199)
12,859	Jason Industries Inc	Morgan Stanley	39
8,600	Jazz Pharmaceuticals Plc	Bank of America Merrill Lynch	71,208
9,794	Jazz Pharmaceuticals Plc	Barclays Bank	96,471
12,439	Jazz Pharmaceuticals Plc	Goldman Sachs	102,995
8,034	Jazz Pharmaceuticals Plc	HSBC	71,068
5,098	Jazz Pharmaceuticals Plc	Morgan Stanley	50,215
(5,999)	JB Hunt Transport Services Inc	Bank of America Merrill Lynch	(129,218)
(6,166)	JB Hunt Transport Services Inc	Barclays Bank	(69,183)
(2,570)	JB Hunt Transport Services Inc	Goldman Sachs	(55,358)
(8,725)	JB Hunt Transport Services Inc	HSBC	(144,904)
(3,976)	JB Hunt Transport Services Inc	Morgan Stanley	(44,611)
(14,283)	JBG SMITH Properties (REIT)	Bank of America Merrill Lynch	(41,278)
(4,999)	JBG SMITH Properties (REIT)	Barclays Bank	(6,749)
(34,277)	JBG SMITH Properties (REIT)	Goldman Sachs	(99,061)
(26,362)	JBG SMITH Properties (REIT)	HSBC	49,854
(75,054)	JBG SMITH Properties (REIT)	Morgan Stanley	(101,323)
8,595	Jefferies Financial Group Inc	Bank of America Merrill Lynch	17,276
6,413	Jefferies Financial Group Inc	Barclays Bank	8,016
4,912	Jefferies Financial Group Inc	Goldman Sachs	9,873
6,402	Jefferies Financial Group Inc	HSBC	2,561
3,101	Jefferies Financial Group Inc	Morgan Stanley	3,876
(14,474)	JELD-WEN Holding Inc	Bank of America Merrill Lynch	(22,725)
(838)	JELD-WEN Holding Inc	Barclays Bank	134
(4,224)	JELD-WEN Holding Inc	Goldman Sachs	(6,632)
(13,156)	JELD-WEN Holding Inc	HSBC	(14,201)
(65,929)	JELD-WEN Holding Inc	Morgan Stanley	10,549
(8,294)	Jernigan Capital Inc (REIT)	Bank of America Merrill Lynch	(5,806)
(12,764)	Jernigan Capital Inc (REIT)	Barclays Bank	(2,936)
(38,842)	Jernigan Capital Inc (REIT)	Goldman Sachs	(27,189)
(15,996)	Jernigan Capital Inc (REIT)	HSBC	16,156
(13,914)	Jernigan Capital Inc (REIT)	Morgan Stanley	(3,200)
(9,689)	JetBlue Airways Corp	HSBC	(8,817)
(111,866)	JetBlue Airways Corp	Morgan Stanley	(85,018)
5,033	JM Smucker Co	Bank of America Merrill Lynch	(16,508)
(1,984)	JM Smucker Co	Bank of America Merrill Lynch	(7,752)
5,407	JM Smucker Co	Barclays Bank	15,626
(5,621)	JM Smucker Co	Goldman Sachs	(17,504)
3,709	JM Smucker Co	HSBC	(15,497)
3,816	JM Smucker Co	Morgan Stanley	11,028
6,801	John B Sanfilippo & Son Inc	Bank of America Merrill Lynch	23,191
3,607	John B Sanfilippo & Son Inc	Barclays Bank	(794)
5,234	John B Sanfilippo & Son Inc	Goldman Sachs	17,848
1,278	John B Sanfilippo & Son Inc	HSBC	(5,585)

保有高	銘柄	取引相手	未実現評価益/ (損) (米ドル)
	米国(続き)		
4,929	John B Sanfilippo & Son Inc	Morgan Stanley	(1,084)
8,909	John Bean Technologies Corp	Bank of America Merrill Lynch	162,500
9,330	John Bean Technologies Corp	Barclays Bank	40,305
9,895	John Bean Technologies Corp	Goldman Sachs	180,484
18,502	John Bean Technologies Corp	HSBC	212,412
12,864	John Bean Technologies Corp	Morgan Stanley	55,573
1,858	John Wiley & Sons Inc 'A'	Bank of America Merrill Lynch	8,565
(6,105)	John Wiley & Sons Inc 'A'	Bank of America Merrill Lynch	(16,211)
3,995	John Wiley & Sons Inc 'A'	Barclays Bank	7,431
(12,668)	John Wiley & Sons Inc 'A'	Barclays Bank	(21,417)
8,245	John Wiley & Sons Inc 'A'	Goldman Sachs	38,009
(15,435)	John Wiley & Sons Inc 'A'	Goldman Sachs	(50,430)
5,176	John Wiley & Sons Inc 'A'	HSBC	8,954
(5,302)	John Wiley & Sons Inc 'A'	HSBC	(15,220)
6,189	John Wiley & Sons Inc 'A'	Morgan Stanley	11,512
(5,602)	John Wiley & Sons Inc 'A'	Morgan Stanley	(10,420)
(772)	Johnson & Johnson	Bank of America Merrill Lynch	(2,204)
(16,820)	Johnson & Johnson	Barclays Bank	(51,806)
(11,128)	Johnson & Johnson	Goldman Sachs	19,821
5,309	Johnson & Johnson	HSBC	(6,636)
32,782	Johnson & Johnson	Morgan Stanley	100,969
(5,967)	Johnson & Johnson	Morgan Stanley	(18,378)
(5,511)	Johnson Controls International Plc	Bank of America Merrill Lynch	(15,596)
(24,855)	Johnson Controls International Plc	Barclays Bank	(43,744)
(56,508)	Johnson Controls International Plc	Goldman Sachs	(150,576)
(33,826)	Johnson Controls International Plc	HSBC	(64,574)
(143,992)	Johnson Controls International Plc	Morgan Stanley	(253,426)
1,729	Johnson Outdoors Inc 'A'	Bank of America Merrill Lynch	19,365
3,818	Johnson Outdoors Inc 'A'	Barclays Bank	16,112
2,703	Johnson Outdoors Inc 'A'	Goldman Sachs	30,274
10,787	Johnson Outdoors Inc 'A'	HSBC	76,480
1,749	Johnson Outdoors Inc 'A'	Morgan Stanley	7,381
4,199	Joint Corp	Bank of America Merrill Lynch	9,700
1,765	Joint Corp	Barclays Bank	229
12,683	Joint Corp	Goldman Sachs	29,298
14,344	Joint Corp	HSBC	25,389
13,769	Joint Corp	Morgan Stanley	1,790
(771)	Jones Lang LaSalle Inc	Bank of America Merrill Lynch	(6,738)
(199)	Jones Lang LaSalle Inc	Barclays Bank	(1,532)
(532)	Jones Lang LaSalle Inc	Goldman Sachs	(8,081)
(4,939)	Jones Lang LaSalle Inc	HSBC	14,373
(12,010)	Jones Lang LaSalle Inc	Morgan Stanley	(92,477)
5,312	Jounce Therapeutics Inc	Goldman Sachs	4,090
7,232	Jounce Therapeutics Inc	HSBC	4,484
31,820	Jounce Therapeutics Inc	Morgan Stanley	(8,910)

保有高	銘柄	取引相手	未実現評価益/ (損) (米ドル)
	米国(続き)		
(11,887)	JPMorgan Chase & Co	Bank of America Merrill Lynch	(148,136)
1,095	JPMorgan Chase & Co	Bank of America Merrill Lynch	(2,116)
(5,585)	JPMorgan Chase & Co	Barclays Bank	(49,662)
25,031	JPMorgan Chase & Co	Barclays Bank	222,576
9,546	JPMorgan Chase & Co	Goldman Sachs	118,962
(752)	JPMorgan Chase & Co	HSBC	(4,258)
(17,417)	JPMorgan Chase & Co	Morgan Stanley	(154,872)
25,611	Juniper Networks Inc	Bank of America Merrill Lynch	17,415
19,228	Juniper Networks Inc	Barclays Bank	4,002
50,737	Juniper Networks Inc	Goldman Sachs	34,501
40,928	Juniper Networks Inc	HSBC	223
25,313	Juniper Networks Inc	Morgan Stanley	11,898
(4,807)	K12 Inc	Bank of America Merrill Lynch	(1,442)
(16,422)	K12 Inc	Goldman Sachs	(4,927)
(3,246)	K12 Inc	HSBC	(3,441)
(7,002)	K12 Inc	Morgan Stanley	2,661
(5,051)	Kadant Inc	Bank of America Merrill Lynch	(36,727)
(2,378)	Kadant Inc	Barclays Bank	(785)
(8,453)	Kadant Inc	Goldman Sachs	(62,241)
(4,049)	Kadant Inc	HSBC	(34,538)
(12,929)	Kadant Inc	Morgan Stanley	(4,267)
(9,805)	Kadmon Holdings Inc	Barclays Bank	2,549
(22,301)	Kadmon Holdings Inc	Goldman Sachs	(2,676)
(78,584)	Kadmon Holdings Inc	HSBC	(1,572)
(12,584)	Kadmon Holdings Inc	Morgan Stanley	3,272
(2,266)	Kaiser Aluminum Corp	Bank of America Merrill Lynch	(30,387)
8,207	Kaiser Aluminum Corp	Bank of America Merrill Lynch	110,056
(2,320)	Kaiser Aluminum Corp	Barclays Bank	(13,665)
3,315	Kaiser Aluminum Corp	Barclays Bank	19,525
2,296	Kaiser Aluminum Corp	Goldman Sachs	30,789
(2,563)	Kaiser Aluminum Corp	Goldman Sachs	(34,370)
(1,329)	Kaiser Aluminum Corp	HSBC	(3,695)
1,937	Kaiser Aluminum Corp	HSBC	5,385
(1,309)	Kaiser Aluminum Corp	Morgan Stanley	(2,367)
3,446	Kaiser Aluminum Corp	Morgan Stanley	20,297
(3,699)	Kala Pharmaceuticals Inc	Barclays Bank	2,700
(6,339)	Kala Pharmaceuticals Inc	Goldman Sachs	(1,648)
(28,188)	Kala Pharmaceuticals Inc	HSBC	(29,879)
(3,518)	Kala Pharmaceuticals Inc	Morgan Stanley	2,568
(5,819)	Kaleido Biosciences Inc	Barclays Bank	(4,073)
5,098	KalVista Pharmaceuticals Inc	Bank of America Merrill Lynch	3,263
2,629	KalVista Pharmaceuticals Inc	Goldman Sachs	1,683
6,880	KalVista Pharmaceuticals Inc	HSBC	4,610
13,710	KalVista Pharmaceuticals Inc	Morgan Stanley	(7,541)
(26,291)	Kaman Corp	Bank of America Merrill Lynch	(187,192)

保有高	銘柄	取引相手	未実現評価益/ (損) (米ドル)
	米国(続き)		
(12,474)	Kaman Corp	Barclays Bank	(27,069)
(11,253)	Kaman Corp	Goldman Sachs	(80,121)
(9,777)	Kaman Corp	HSBC	(14,802)
(10,664)	Kaman Corp	Morgan Stanley	(23,141)
(5,321)	Kansas City Southern	Bank of America Merrill Lynch	(90,510)
(8,429)	Kansas City Southern	Barclays Bank	(30,428)
(1,043)	Kansas City Southern	Goldman Sachs	2,824
(10,257)	Kansas City Southern	Morgan Stanley	(37,027)
(2,205)	KAR Auction Services Inc	Bank of America Merrill Lynch	(5,270)
(12,351)	KAR Auction Services Inc	Barclays Bank	(20,997)
(5,000)	KAR Auction Services Inc	Goldman Sachs	(11,950)
12,553	KAR Auction Services Inc	Goldman Sachs	28,508
(5,797)	KAR Auction Services Inc	HSBC	(6,145)
2,232	KAR Auction Services Inc	HSBC	2,366
(24,942)	KAR Auction Services Inc	Morgan Stanley	(42,401)
21,407	KAR Auction Services Inc	Morgan Stanley	36,392
(87)	Karuna Therapeutics Inc	Bank of America Merrill Lynch	(926)
(2,193)	Karuna Therapeutics Inc	Barclays Bank	(10,746)
(877)	Karuna Therapeutics Inc	Goldman Sachs	(9,331)
(2,990)	Karuna Therapeutics Inc	HSBC	(27,867)
9,702	Karyopharm Therapeutics Inc	Bank of America Merrill Lynch	(9,260)
997	Karyopharm Therapeutics Inc	Barclays Bank	(1,854)
4,527	Karyopharm Therapeutics Inc	Goldman Sachs	(634)
18,915	Karyopharm Therapeutics Inc	HSBC	(1,048)
11,285	Karyopharm Therapeutics Inc	Morgan Stanley	(18,656)
7,614	KB Home	Bank of America Merrill Lynch	58,422
20,041	KB Home	Barclays Bank	69,542
2,451	KB Home	Goldman Sachs	22,770
11,362	KB Home	HSBC	66,864
28,019	KB Home	Morgan Stanley	97,226
(38,112)	KBR Inc	Bank of America Merrill Lynch	(153,973)
(17,396)	KBR Inc	Barclays Bank	(20,788)
(13,136)	KBR Inc	Goldman Sachs	(30,043)
(41,964)	KBR Inc	HSBC	(104,071)
(60,736)	KBR Inc	Morgan Stanley	(127,546)
41,317	Kearny Financial Corp	Bank of America Merrill Lynch	41,730
36,112	Kearny Financial Corp	Barclays Bank	23,834
36,366	Kearny Financial Corp	Goldman Sachs	36,730
30,318	Kearny Financial Corp	HSBC	3,638
54,648	Kearny Financial Corp	Morgan Stanley	36,068
11,043	Kellogg Co	Bank of America Merrill Lynch	7,288
3,272	Kellogg Co	Barclays Bank	8,638
13,705	Kellogg Co	Goldman Sachs	9,045
5,952	Kellogg Co	HSBC	6,250
(5,481)	Kellogg Co	HSBC	(5,755)

保有高	銘柄	取引相手	未実現評価益/ (損) (米ドル)
	米国(続き)		
8,333	Kellogg Co	Morgan Stanley	21,999
(12,259)	Kellogg Co	Morgan Stanley	(32,364)
(20,501)	Kelly Services Inc 'A'	Bank of America Merrill Lynch	(67,038)
(21,119)	Kelly Services Inc 'A'	HSBC	(26,821)
(56,934)	Kelly Services Inc 'A'	Morgan Stanley	(80,277)
1,486	Kemper Corp	Bank of America Merrill Lynch	4,221
(1,429)	Kemper Corp	Bank of America Merrill Lynch	(7,016)
2,376	Kemper Corp	Barclays Bank	1,402
409	Kemper Corp	Goldman Sachs	261
(3,714)	Kemper Corp	Goldman Sachs	(18,236)
3,042	Kemper Corp	HSBC	(4,108)
(1,785)	Kemper Corp	HSBC	3,766
3,430	Kemper Corp	Morgan Stanley	2,024
(4,137)	Kemper Corp	Morgan Stanley	(2,441)
(25,268)	Kennametal Inc	Bank of America Merrill Lynch	(123,814)
15,057	Kennametal Inc	Bank of America Merrill Lynch	73,779
(15,648)	Kennametal Inc	Barclays Bank	(24,254)
(11,984)	Kennametal Inc	Goldman Sachs	(58,722)
3,867	Kennametal Inc	Goldman Sachs	18,948
(22,238)	Kennametal Inc	HSBC	(62,266)
(30,481)	Kennametal Inc	Morgan Stanley	(47,245)
42,686	Kennedy-Wilson Holdings Inc	Barclays Bank	28,173
27,504	Kennedy-Wilson Holdings Inc	Goldman Sachs	36,580
73,455	Kennedy-Wilson Holdings Inc	HSBC	(34,524)
35,089	Kennedy-Wilson Holdings Inc	Morgan Stanley	23,159
(8,491)	Keros Therapeutics Inc	Goldman Sachs	6,623
(11,019)	Keurig Dr Pepper Inc	Bank of America Merrill Lynch	(17,851)
3,659	Keurig Dr Pepper Inc	Bank of America Merrill Lynch	2,931
(4,363)	Keurig Dr Pepper Inc	Barclays Bank	(3,316)
23,287	Keurig Dr Pepper Inc	Barclays Bank	17,698
(5,367)	Keurig Dr Pepper Inc	Goldman Sachs	(8,695)
18,798	Keurig Dr Pepper Inc	Goldman Sachs	29,007
(14,958)	Keurig Dr Pepper Inc	HSBC	(23,634)
2,275	Keurig Dr Pepper Inc	HSBC	2,532
(3,907)	Keurig Dr Pepper Inc	Morgan Stanley	(2,969)
10,712	Keurig Dr Pepper Inc	Morgan Stanley	(69)
518	Key Energy Svcs Inc	Bank of America Merrill Lynch	953
62,443	Key Tronic Corp	Bank of America Merrill Lynch	(8,118)
10,881	Key Tronic Corp	Morgan Stanley	(2,176)
(34,685)	KeyCorp	Bank of America Merrill Lynch	(70,931)
(41,324)	KeyCorp	Barclays Bank	(42,358)
(41,907)	KeyCorp	Goldman Sachs	(85,700)
(64,416)	KeyCorp	HSBC	(31,242)
(66,598)	KeyCorp	Morgan Stanley	(68,263)
932	Keysight Technologies Inc	Bank of America Merrill Lynch	10,914

保有高	銘柄	取引相手	未実現評価益/ (損) (米ドル)
	米国(続き)		
2,642	Keysight Technologies Inc	Barclays Bank	11,704
1,666	Keysight Technologies Inc	Goldman Sachs	19,509
3,424	Keysight Technologies Inc	HSBC	19,859
10,368	Keysight Technologies Inc	Morgan Stanley	45,930
9,669	Kezar Life Sciences Inc	Bank of America Merrill Lynch	(1,547)
18,006	Kezar Life Sciences Inc	Barclays Bank	(9,003)
4,209	Kezar Life Sciences Inc	Goldman Sachs	(673)
7,981	Kezar Life Sciences Inc	HSBC	(7,981)
5,690	Kezar Life Sciences Inc	Morgan Stanley	(2,845)
15,395	Kforce Inc	Bank of America Merrill Lynch	24,478
17,748	Kforce Inc	Barclays Bank	(1,775)
9,770	Kforce Inc	Goldman Sachs	15,534
30,555	Kforce Inc	HSBC	(37,277)
15,969	Kforce Inc	Morgan Stanley	(1,597)
638	Kilroy Realty Corp (REIT)	Bank of America Merrill Lynch	3,809
9,688	Kilroy Realty Corp (REIT)	Barclays Bank	31,002
7,168	Kilroy Realty Corp (REIT)	Goldman Sachs	42,793
35,340	Kilroy Realty Corp (REIT)	HSBC	(100,798)
32,411	Kilroy Realty Corp (REIT)	Morgan Stanley	103,716
(32,161)	Kimball Electronics Inc	Bank of America Merrill Lynch	(80,264)
(18,466)	Kimball Electronics Inc	Goldman Sachs	(49,489)
(5,945)	Kimball Electronics Inc	Morgan Stanley	(3,567)
42,026	Kimball International Inc 'B'	Bank of America Merrill Lynch	44,127
12,039	Kimball International Inc 'B'	Barclays Bank	7,223
30,330	Kimball International Inc 'B'	Goldman Sachs	28,047
39,531	Kimball International Inc 'B'	Morgan Stanley	23,719
(12,633)	Kimberly-Clark Corp	Bank of America Merrill Lynch	(37,284)
(36,998)	Kimberly-Clark Corp	Barclays Bank	(52,168)
(15,609)	Kimberly-Clark Corp	Goldman Sachs	(39,179)
(10,551)	Kimberly-Clark Corp	HSBC	(27,144)
(20,242)	Kimberly-Clark Corp	Morgan Stanley	(28,541)
29,677	Kimco Realty Corp (REIT)	Bank of America Merrill Lynch	60,689
(7,226)	Kimco Realty Corp (REIT)	Bank of America Merrill Lynch	(14,777)
30,861	Kimco Realty Corp (REIT)	Barclays Bank	(4,166)
8,855	Kimco Realty Corp (REIT)	Goldman Sachs	18,108
8,378	Kimco Realty Corp (REIT)	HSBC	2,472
(14,049)	Kimco Realty Corp (REIT)	HSBC	(4,144)
27,861	Kimco Realty Corp (REIT)	Morgan Stanley	(3,761)
(18,114)	Kimco Realty Corp (REIT)	Morgan Stanley	2,445
50,261	Kinder Morgan Inc	Bank of America Merrill Lynch	37,193
22,163	Kinder Morgan Inc	Barclays Bank	3,768
142,352	Kinder Morgan Inc	Goldman Sachs	102,266
75,290	Kinder Morgan Inc	HSBC	17,317
41,965	Kinder Morgan Inc	Morgan Stanley	7,134
(25,038)	Kindred Biosciences Inc	Bank of America Merrill Lynch	8,513

保有高	銘柄	取引相手	未実現評価益/ (損) (米ドル)
	米国(続き)		
(5,969)	Kindred Biosciences Inc	Barclays Bank	3,820
(17,317)	Kindred Biosciences Inc	Goldman Sachs	5,888
4,542	Kiniksa Pharmaceuticals Ltd 'A'	HSBC	2,952
5,433	Kiniksa Pharmaceuticals Ltd 'A'	Morgan Stanley	(1,956)
(2,102)	Kinsale Capital Group Inc	Bank of America Merrill Lynch	(28,966)
(2,452)	Kinsale Capital Group Inc	Barclays Bank	7,466
(3,316)	Kinsale Capital Group Inc	Goldman Sachs	(35,364)
(1,304)	Kinsale Capital Group Inc	HSBC	(14,553)
(8,712)	Kinsale Capital Group Inc	Morgan Stanley	28,314
(779)	Kirby Corp	Bank of America Merrill Lynch	(3,638)
(2,169)	Kirby Corp	Goldman Sachs	(10,129)
5,538	Kirby Corp	Goldman Sachs	25,862
(3,108)	Kirby Corp	HSBC	249
(7,153)	Kirby Corp	Morgan Stanley	(20,100)
12,382	Kirby Corp	Morgan Stanley	34,793
(35,961)	Kite Realty Group Trust (REIT)	Bank of America Merrill Lynch	(49,986)
(103,419)	Kite Realty Group Trust (REIT)	HSBC	73,427
(53,670)	Kite Realty Group Trust (REIT)	Morgan Stanley	1,610
(2,760)	KKR & Co Inc	Bank of America Merrill Lynch	(9,577)
(712)	KKR & Co Inc	Barclays Bank	(968)
(7,506)	KKR & Co Inc	Goldman Sachs	(24,245)
(13,174)	KKR & Co Inc	HSBC	(20,288)
(10,960)	KKR & Co Inc	Morgan Stanley	(14,906)
25,908	KKR Real Estate Finance Trust Inc (REIT)	HSBC	2,591
30,595	KKR Real Estate Finance Trust Inc (REIT)	Morgan Stanley	27,536
3,938	KLA Corp	Barclays Bank	17,563
(9,305)	KLA Corp	Goldman Sachs	(93,329)
4,548	KLA Corp	Goldman Sachs	43,529
(4,178)	KLA Corp	HSBC	(24,901)
1,677	KLA Corp	HSBC	9,995
(9,434)	KLA Corp	Morgan Stanley	(42,076)
(134,787)	KLX Energy Services Holdings Inc	Bank of America Merrill Lynch	6,879
(4,861)	Knight-Swift Transportation Holdings Inc	Bank of America Merrill Lynch	(18,180)
(6,590)	Knight-Swift Transportation Holdings Inc	Barclays Bank	(10,544)
1,104	Knight-Swift Transportation Holdings Inc	Barclays Bank	1,766
(986)	Knight-Swift Transportation Holdings Inc	Goldman Sachs	(3,688)
1,776	Knight-Swift Transportation Holdings Inc	Goldman Sachs	6,642
(11,436)	Knight-Swift Transportation Holdings Inc	HSBC	(43,114)
12,834	Knight-Swift Transportation Holdings Inc	HSBC	48,384
(753)	Knight-Swift Transportation Holdings Inc	Morgan Stanley	(1,205)
(56,425)	Knoll Inc	Bank of America Merrill Lynch	(71,660)
(16,344)	Knoll Inc	Barclays Bank	(9,480)
(19,466)	Knoll Inc	Goldman Sachs	(24,722)
(20,647)	Knoll Inc	HSBC	1,859
(19,391)	Knoll Inc	Morgan Stanley	(11,247)

保有高	銘柄	取引相手	未実現評価益/ (損) (米ドル)
	米国(続き)		
(3,336)	Knowles Corp	Bank of America Merrill Lynch	(5,571)
(19,028)	Knowles Corp	Barclays Bank	(4,376)
(10,172)	Knowles Corp	Goldman Sachs	(16,988)
(41,341)	Knowles Corp	HSBC	(5,788)
(109,496)	Knowles Corp	Morgan Stanley	(25,184)
412	Kodiak Sciences Inc	Bank of America Merrill Lynch	2,324
(2,477)	Kodiak Sciences Inc	Bank of America Merrill Lynch	(13,970)
(1,729)	Kodiak Sciences Inc	Barclays Bank	(1,141)
(3,195)	Kodiak Sciences Inc	Goldman Sachs	(18,020)
2,471	Kodiak Sciences Inc	HSBC	13,022
(2,142)	Kodiak Sciences Inc	HSBC	(11,288)
(1,135)	Kodiak Sciences Inc	Morgan Stanley	(749)
2,694	Kohl's Corp	Bank of America Merrill Lynch	4,472
1,219	Kohl's Corp	Goldman Sachs	2,024
24,796	Kohl's Corp	HSBC	(16,504)
3,978	Kohl's Corp	Morgan Stanley	6,842
(427)	Kontoor Brands Inc	Bank of America Merrill Lynch	(192)
(4,428)	Kontoor Brands Inc	Barclays Bank	(1,107)
(16,631)	Kontoor Brands Inc	HSBC	62,699
(32,975)	Kontoor Brands Inc	Morgan Stanley	(8,244)
12,665	Kopin Corp	Bank of America Merrill Lynch	3,547
59,907	Kopin Corp	Goldman Sachs	16,780
4,539	Kopin Corp	Morgan Stanley	91
(12,164)	Koppers Holdings Inc	Bank of America Merrill Lynch	(55,589)
(4,449)	Koppers Holdings Inc	Goldman Sachs	(20,332)
(13,730)	Koppers Holdings Inc	Morgan Stanley	(7,414)
(27,842)	Korn Ferry	Bank of America Merrill Lynch	(139,489)
(18,789)	Korn Ferry	Barclays Bank	(30,626)
(40,265)	Korn Ferry	Goldman Sachs	(201,728)
(14,103)	Korn Ferry	HSBC	(29,616)
(21,855)	Korn Ferry	Morgan Stanley	(35,623)
(1,778)	Kornit Digital Ltd	Bank of America Merrill Lynch	1,437
(4,828)	Kornit Digital Ltd	HSBC	5,084
(34,900)	Kosmos Energy Ltd	HSBC	(10,470)
(15,846)	Kosmos Energy Ltd	Morgan Stanley	1,268
(13,934)	Kraft Heinz Co	Bank of America Merrill Lynch	(4,132)
9,021	Kraft Heinz Co	Barclays Bank	541
(19,650)	Kraft Heinz Co	Barclays Bank	(1,179)
14,775	Kraft Heinz Co	Goldman Sachs	11,968
(29,501)	Kraft Heinz Co	Goldman Sachs	(23,896)
4,509	Kraft Heinz Co	HSBC	2,029
(9,185)	Kraft Heinz Co	HSBC	(5,242)
24,631	Kraft Heinz Co	Morgan Stanley	1,478
(2,296)	Kraft Heinz Co	Morgan Stanley	989
2,093	Kraton Corp	Bank of America Merrill Lynch	9,858

保有高	銘柄	取引相手	未実現評価益/ (損) (米ドル)
	米国(続き)		
7,654	Kraton Corp	Barclays Bank	10,333
18,570	Kraton Corp	Goldman Sachs	87,465
9,902	Kraton Corp	HSBC	10,298
(2,535)	Kratos Defense & Security Solutions Inc	Bank of America Merrill Lynch	(6,261)
(5,777)	Kratos Defense & Security Solutions Inc	Barclays Bank	(9,185)
(17,075)	Kratos Defense & Security Solutions Inc	Goldman Sachs	(42,175)
(5,316)	Kratos Defense & Security Solutions Inc	HSBC	(4,519)
(58,334)	Kratos Defense & Security Solutions Inc	Morgan Stanley	(92,751)
7,520	Kroger Co	Barclays Bank	(4,286)
18,935	Kroger Co	HSBC	(29,160)
6,802	Kronos Worldwide Inc	Bank of America Merrill Lynch	10,951
31,043	Kronos Worldwide Inc	Barclays Bank	30,733
12,801	Kronos Worldwide Inc	Goldman Sachs	20,610
47,384	Kronos Worldwide Inc	HSBC	18,954
65,466	Kronos Worldwide Inc	Morgan Stanley	64,811
(4,467)	Krystal Biotech Inc	Barclays Bank	13,312
(3,921)	Krystal Biotech Inc	Goldman Sachs	35,995
(3,959)	Krystal Biotech Inc	Morgan Stanley	11,798
(4,328)	Kulicke & Soffa Industries Inc	Bank of America Merrill Lynch	(5,194)
(4,003)	Kulicke & Soffa Industries Inc	Barclays Bank	721
(5,531)	Kulicke & Soffa Industries Inc	Goldman Sachs	(6,637)
(1,707)	Kulicke & Soffa Industries Inc	HSBC	1,775
(11,779)	Kura Oncology Inc	Barclays Bank	(2,709)
(31,375)	Kura Oncology Inc	Goldman Sachs	(55,534)
(30,040)	Kura Oncology Inc	Morgan Stanley	(6,909)
(3,058)	Kura Sushi USA Inc 'A'	Bank of America Merrill Lynch	459
(7,377)	Kura Sushi USA Inc 'A'	Barclays Bank	959
(5,772)	Kura Sushi USA Inc 'A'	Goldman Sachs	866
(6,054)	Kura Sushi USA Inc 'A'	Morgan Stanley	787
21,823	KVH Industries Inc	Bank of America Merrill Lynch	20,077
30,118	KVH Industries Inc	Barclays Bank	9,337
10,302	KVH Industries Inc	Goldman Sachs	9,478
7,020	KVH Industries Inc	HSBC	(2,738)
16,984	KVH Industries Inc	Morgan Stanley	5,265
(7,605)	L Brands Inc	Bank of America Merrill Lynch	(38,709)
(4,791)	L Brands Inc	Goldman Sachs	(24,386)
(17,973)	L Brands Inc	HSBC	(67,039)
(25,956)	L Brands Inc	Morgan Stanley	(22,582)
(700)	L3Harris Technologies Inc	Bank of America Merrill Lynch	(12,299)
1,269	L3Harris Technologies Inc	Bank of America Merrill Lynch	22,296
(1,031)	L3Harris Technologies Inc	Barclays Bank	(14,331)
2,129	L3Harris Technologies Inc	Barclays Bank	29,593
(6,596)	L3Harris Technologies Inc	Goldman Sachs	(115,892)
3,715	L3Harris Technologies Inc	Goldman Sachs	65,273
(5,485)	L3Harris Technologies Inc	HSBC	(73,499)

保有高	銘柄	取引相手	未実現評価益/ (損) (米ドル)
	米国(続き)		
(2,235)	L3Harris Technologies Inc	Morgan Stanley	(31,067)
11,196	L3Harris Technologies Inc	Morgan Stanley	155,624
(44,031)	La Jolla Pharmaceutical Co	Barclays Bank	120,645
(930)	Laboratory Corp of America Holdings	Bank of America Merrill Lynch	(6,677)
1,524	Laboratory Corp of America Holdings	Barclays Bank	1,481
(249)	Laboratory Corp of America Holdings	Goldman Sachs	(1,788)
(1,568)	Laboratory Corp of America Holdings	HSBC	(11,525)
(5,810)	Laboratory Corp of America Holdings	Morgan Stanley	(25,855)
4,890	Laboratory Corp of America Holdings	Morgan Stanley	25,782
(12,583)	Ladder Capital Corp (REIT)	Bank of America Merrill Lynch	(17,742)
(7,656)	Ladder Capital Corp (REIT)	Goldman Sachs	(10,795)
(44,962)	Ladder Capital Corp (REIT)	HSBC	3,597
(26,125)	Ladder Capital Corp (REIT)	Morgan Stanley	(8,621)
8,515	Lakeland Bancorp Inc	Bank of America Merrill Lynch	7,261
65,369	Lakeland Bancorp Inc	Barclays Bank	24,187
66,810	Lakeland Bancorp Inc	Goldman Sachs	88,189
46,289	Lakeland Bancorp Inc	HSBC	(4,629)
140,111	Lakeland Bancorp Inc	Morgan Stanley	51,841
23,387	Lakeland Financial Corp	Barclays Bank	61,742
9,425	Lakeland Financial Corp	Goldman Sachs	51,366
4,221	Lakeland Financial Corp	HSBC	9,160
17,815	Lakeland Financial Corp	Morgan Stanley	47,032
(14,659)	Lakeland Industries Inc	Bank of America Merrill Lynch	(5,424)
(26,664)	Lakeland Industries Inc	Barclays Bank	(17,865)
(2,395)	Lakeland Industries Inc	Goldman Sachs	(886)
(1,719)	Lakeland Industries Inc	HSBC	(1,822)
2,383	Lam Research Corp	Barclays Bank	26,976
4,037	Lam Research Corp	Goldman Sachs	81,125
8,981	Lam Research Corp	HSBC	64,777
12,851	Lam Research Corp	Morgan Stanley	143,228
(1,118)	Lamar Advertising Co 'A' (REIT)	Barclays Bank	2,644
10,089	Lamar Advertising Co 'A' (REIT)	HSBC	(18,261)
(9,686)	Lamar Advertising Co 'A' (REIT)	HSBC	(69,013)
7,211	Lamar Advertising Co 'A' (REIT)	Morgan Stanley	(15,864)
1,869	Lamb Weston Holdings Inc	Bank of America Merrill Lynch	11,102
934	Lamb Weston Holdings Inc	Barclays Bank	757
3,601	Lamb Weston Holdings Inc	HSBC	(12,640)
(4,725)	Lamb Weston Holdings Inc	HSBC	16,585
5,575	Lamb Weston Holdings Inc	Morgan Stanley	4,516
169	Lancaster Colony Corp	Bank of America Merrill Lynch	887
7,898	Lancaster Colony Corp	Barclays Bank	62,237
3,662	Lancaster Colony Corp	Goldman Sachs	19,225
8,974	Lancaster Colony Corp	HSBC	39,452
22,937	Lancaster Colony Corp	Morgan Stanley	180,744
29,899	Landec Corp	Bank of America Merrill Lynch	31,693

保有高	銘柄	取引相手	未実現評価益/ (損) (米ドル)
	米国(続き)		
31,986	Landec Corp	Goldman Sachs	33,905
2,048	Landec Corp	Morgan Stanley	1,659
10,808	Lands' End Inc	Barclays Bank	(1,621)
3,966	Lands' End Inc	Goldman Sachs	476
3,784	Lands' End Inc	HSBC	(5,827)
9,884	Lands' End Inc	Morgan Stanley	(1,483)
20,900	Landstar System Inc	Bank of America Merrill Lynch	256,443
441	Landstar System Inc	Barclays Bank	1,314
12,313	Landstar System Inc	Goldman Sachs	151,080
6,284	Landstar System Inc	HSBC	53,976
9,271	Landstar System Inc	Morgan Stanley	23,909
(51,804)	Lannett Co Inc	Barclays Bank	(8,807)
(11,742)	Lannett Co Inc	Morgan Stanley	(1,996)
(7,261)	Lantheus Holdings Inc	Bank of America Merrill Lynch	(15,829)
(13,187)	Lantheus Holdings Inc	Barclays Bank	(18,594)
(11,925)	Lantheus Holdings Inc	HSBC	(14,429)
(48,733)	Lantheus Holdings Inc	Morgan Stanley	(68,714)
19,185	Laredo Petroleum Inc	Goldman Sachs	2,258
203,836	Laredo Petroleum Inc	HSBC	(18,386)
82,922	Laredo Petroleum Inc	Morgan Stanley	(17)
916	Larimar Therapeutics Inc	Bank of America Merrill Lynch	999
981	Larimar Therapeutics Inc	Goldman Sachs	1,076
809	Larimar Therapeutics Inc	Morgan Stanley	(1,866)
(347)	Las Vegas Sands Corp	Bank of America Merrill Lynch	640
(987)	Las Vegas Sands Corp	Barclays Bank	(819)
12,129	Las Vegas Sands Corp	Barclays Bank	10,067
(6,452)	Las Vegas Sands Corp	Goldman Sachs	9,825
2,678	Las Vegas Sands Corp	HSBC	2,158
(2,461)	Las Vegas Sands Corp	Morgan Stanley	(2,043)
1,086	Lattice Semiconductor Corp	Bank of America Merrill Lynch	2,910
(11,084)	Lattice Semiconductor Corp	Barclays Bank	(3,325)
(26,387)	Lattice Semiconductor Corp	Goldman Sachs	(64,489)
(37,649)	Lattice Semiconductor Corp	HSBC	(55,483)
(34,324)	Lattice Semiconductor Corp	Morgan Stanley	(10,297)
(7,445)	Laureate Education Inc 'A'	Barclays Bank	(3,276)
3,738	Laureate Education Inc 'A'	Barclays Bank	1,645
(1,506)	Laureate Education Inc 'A'	Goldman Sachs	(1,491)
(41,785)	Laureate Education Inc 'A'	HSBC	(16,297)
14,599	Laureate Education Inc 'A'	HSBC	5,694
(65,024)	Laureate Education Inc 'A'	Morgan Stanley	(28,611)
45,279	Laureate Education Inc 'A'	Morgan Stanley	19,923
1,728	Lawson Products Inc	Barclays Bank	173
2,797	Lawson Products Inc	Goldman Sachs	(280)
2,427	Lawson Products Inc	HSBC	(11,019)
8,969	Lawson Products Inc	Morgan Stanley	897

保有高	銘柄	取引相手	未実現評価益/ (損) (米ドル)
	米国(続き)		
(5,136)	Lazard Ltd 'A'	Bank of America Merrill Lynch	(6,968)
(9,214)	Lazard Ltd 'A'	Barclays Bank	(12,070)
(1,772)	Lazard Ltd 'A'	Goldman Sachs	(2,392)
(659)	Lazard Ltd 'A'	HSBC	(145)
(7,863)	Lazard Ltd 'A'	Morgan Stanley	(10,301)
7,325	La-Z-Boy Inc	Bank of America Merrill Lynch	19,924
32,904	La-Z-Boy Inc	Barclays Bank	30,930
24,825	La-Z-Boy Inc	Goldman Sachs	67,524
11,361	La-Z-Boy Inc	HSBC	14,542
29,286	La-Z-Boy Inc	Morgan Stanley	27,529
13,376	LB Foster Co 'A'	Bank of America Merrill Lynch	20,332
14,739	LB Foster Co 'A'	Goldman Sachs	22,403
8,840	LB Foster Co 'A'	Morgan Stanley	10,166
2,303	LCI Industries	Bank of America Merrill Lynch	26,254
12,783	LCI Industries	Barclays Bank	37,838
5,774	LCI Industries	Goldman Sachs	63,153
11,516	LCI Industries	HSBC	129,121
14,634	LCI Industries	Morgan Stanley	43,317
(5,252)	LCNB Corp	Barclays Bank	(7,353)
(8,041)	LCNB Corp	Goldman Sachs	(18,494)
(23,819)	LCNB Corp	HSBC	(35,490)
25,429	Leaf Group Ltd	Bank of America Merrill Lynch	16,275
9,669	Leaf Group Ltd	Goldman Sachs	6,188
2,956	Leaf Group Ltd	Morgan Stanley	1,921
7,009	Lear Corp	Bank of America Merrill Lynch	62,941
(2,086)	Lear Corp	Barclays Bank	2,003
1,716	Lear Corp	Barclays Bank	(1,647)
(6,358)	Lear Corp	Goldman Sachs	(57,095)
1,868	Lear Corp	Goldman Sachs	16,775
(1,322)	Lear Corp	HSBC	(4,059)
608	Lear Corp	HSBC	1,867
(7,151)	Lear Corp	Morgan Stanley	6,865
(15,953)	Lee Enterprises Inc	Barclays Bank	(2,074)
(86,139)	Lee Enterprises Inc	Goldman Sachs	(38,185)
(18,359)	Lee Enterprises Inc	HSBC	(7,711)
1,300	Legacy Housing Corp	Goldman Sachs	975
6,517	Legacy Housing Corp	HSBC	10,362
1,488	Legacy Housing Corp	Morgan Stanley	1,548
(798)	Leggett & Platt Inc	Bank of America Merrill Lynch	(3,360)
20,660	Leggett & Platt Inc	Bank of America Merrill Lynch	77,463
(9,259)	Leggett & Platt Inc	Barclays Bank	(7,685)
5,533	Leggett & Platt Inc	Barclays Bank	4,592
(24,463)	Leggett & Platt Inc	Goldman Sachs	(102,989)
8,120	Leggett & Platt Inc	Goldman Sachs	34,185
(10,236)	Leggett & Platt Inc	HSBC	(10,441)

保有高	銘柄	取引相手	未実現評価益/ (損) (米ドル)
	米国(続き)		
19,866	Leggett & Platt Inc	HSBC	23,637
(10,716)	Leggett & Platt Inc	Morgan Stanley	(8,894)
9,321	Leggett & Platt Inc	Morgan Stanley	7,736
(17,095)	Leidos Holdings Inc	Bank of America Merrill Lynch	(109,842)
(7,246)	Leidos Holdings Inc	Barclays Bank	(14,602)
(9,070)	Leidos Holdings Inc	Goldman Sachs	(61,404)
(6,711)	Leidos Holdings Inc	HSBC	(5,973)
(10,583)	Leidos Holdings Inc	Morgan Stanley	(27,833)
(11,172)	LeMaitre Vascular Inc	Bank of America Merrill Lynch	(27,595)
(8,801)	LeMaitre Vascular Inc	Barclays Bank	(16,106)
(7,490)	LeMaitre Vascular Inc	Goldman Sachs	(18,500)
(4,833)	LeMaitre Vascular Inc	HSBC	(1,885)
(4,616)	LeMaitre Vascular Inc	Morgan Stanley	(8,447)
(26,466)	LendingClub Corp	Bank of America Merrill Lynch	(2,647)
(27,681)	LendingClub Corp	Barclays Bank	(6,920)
(47,006)	LendingClub Corp	Goldman Sachs	(4,701)
(22,276)	LendingClub Corp	HSBC	9,801
(7,976)	LendingClub Corp	Morgan Stanley	(1,994)
322	LendingTree Inc	Bank of America Merrill Lynch	7,796
2,397	LendingTree Inc	Barclays Bank	26,607
5,314	LendingTree Inc	Goldman Sachs	127,702
1,741	LendingTree Inc	HSBC	33,044
4,585	Lennar Corp 'A'	Bank of America Merrill Lynch	46,033
(24,559)	Lennar Corp 'A'	Bank of America Merrill Lynch	(246,572)
15,991	Lennar Corp 'A'	Barclays Bank	9,435
9,223	Lennar Corp 'A'	Goldman Sachs	92,599
(24,560)	Lennar Corp 'A'	Goldman Sachs	(246,582)
25,412	Lennar Corp 'A'	HSBC	169,498
(25,691)	Lennar Corp 'A'	HSBC	(171,359)
17,736	Lennar Corp 'A'	Morgan Stanley	10,464
(1,581)	Lennar Corp 'A'	Morgan Stanley	(933)
(4,150)	Lennar Corp 'B'	Bank of America Merrill Lynch	(28,137)
1,050	Lennox International Inc	Bank of America Merrill Lynch	31,321
5,991	Lennox International Inc	Barclays Bank	54,402
2,494	Lennox International Inc	Goldman Sachs	74,396
5,714	Lennox International Inc	HSBC	110,109
6,612	Lennox International Inc	Morgan Stanley	81,460
1,190	Level One Bancorp Inc	Barclays Bank	2,547
1,509	Level One Bancorp Inc	Goldman Sachs	4,844
4,079	Level One Bancorp Inc	HSBC	1,591
2,378	Level One Bancorp Inc	Morgan Stanley	5,089
(13,197)	Levi Strauss & Co 'A'	Barclays Bank	(5,015)
(16,602)	Levi Strauss & Co 'A'	Goldman Sachs	(20,088)
(22,120)	Levi Strauss & Co 'A'	HSBC	(10,175)
(10,282)	Levi Strauss & Co 'A'	Morgan Stanley	(3,907)

保有高	銘柄	取引相手	未実現評価益/ (損) (米ドル)
	米国(続き)		
(10,250)	Lexicon Pharmaceuticals Inc	Bank of America Merrill Lynch	(974)
(61,091)	Lexicon Pharmaceuticals Inc	Barclays Bank	2,138
(6,000)	Lexicon Pharmaceuticals Inc	Morgan Stanley	210
(4,402)	Lexington Realty Trust (REIT)	Bank of America Merrill Lynch	(1,350)
(11,955)	Lexington Realty Trust (REIT)	Barclays Bank	(3,706)
(25,916)	Lexington Realty Trust (REIT)	Goldman Sachs	(18,553)
(87,886)	Lexington Realty Trust (REIT)	HSBC	59,899
(257,066)	Lexington Realty Trust (REIT)	Morgan Stanley	(79,690)
2,454	LGI Homes Inc	Barclays Bank	1,497
(1,243)	LGI Homes Inc	HSBC	(14,058)
2,229	LGI Homes Inc	HSBC	25,210
(3,855)	LGI Homes Inc	Morgan Stanley	(2,352)
4,320	LGI Homes Inc	Morgan Stanley	2,635
4,962	LHC Group Inc	Bank of America Merrill Lynch	43,814
1,918	LHC Group Inc	Barclays Bank	(11,585)
3,970	LHC Group Inc	Goldman Sachs	35,056
4,662	LHC Group Inc	HSBC	111,982
5,364	LHC Group Inc	Morgan Stanley	(32,399)
34,525	Libbey Inc	Bank of America Merrill Lynch	(1,795)
10,189	Libbey Inc	Goldman Sachs	(530)
7,687	Libbey Inc	Morgan Stanley	(493)
(13,050)	Liberty Broadband Corp	Bank of America Merrill Lynch	(154,773)
(2,944)	Liberty Broadband Corp	Barclays Bank	(25,731)
(2,118)	Liberty Broadband Corp	HSBC	(16,351)
(9,256)	Liberty Broadband Corp	Morgan Stanley	(80,897)
(17,296)	Liberty Broadband Corp 'A'	Bank of America Merrill Lynch	(237,301)
(2,065)	Liberty Broadband Corp 'A'	Barclays Bank	(20,278)
(4,812)	Liberty Broadband Corp 'A'	HSBC	(45,473)
(9,566)	Liberty Broadband Corp 'A'	Morgan Stanley	(93,938)
(25,813)	Liberty Global Plc 'A'	Barclays Bank	(10,584)
4,755	Liberty Global Plc 'A'	Goldman Sachs	(2,425)
(13,980)	Liberty Global Plc 'A'	Goldman Sachs	7,130
18,669	Liberty Global Plc 'A'	HSBC	(7,841)
19,772	Liberty Global Plc 'A'	Morgan Stanley	9,589
(7,084)	Liberty Latin America Ltd 'A'	Barclays Bank	(708)
(41,113)	Liberty Latin America Ltd 'A'	Goldman Sachs	(22,612)
(16,765)	Liberty Latin America Ltd 'A'	HSBC	5,365
(34,913)	Liberty Latin America Ltd 'A'	Morgan Stanley	(3,491)
15,857	Liberty Latin America Ltd 'C'	Bank of America Merrill Lynch	5,905
8,113	Liberty Latin America Ltd 'C'	Barclays Bank	811
(49,207)	Liberty Latin America Ltd 'C'	Barclays Bank	(4,921)
(31,364)	Liberty Latin America Ltd 'C'	Goldman Sachs	(12,859)
5,106	Liberty Latin America Ltd 'C'	Goldman Sachs	2,093
28,607	Liberty Latin America Ltd 'C'	HSBC	(5,961)
35,075	Liberty Latin America Ltd 'C'	Morgan Stanley	316

保有高	銘柄	取引相手	未実現評価益/ (損) (米ドル)
	米国(続き)		
(24,494)	Liberty Latin America Ltd 'C'	Morgan Stanley	(2,449)
(11,640)	Liberty Media Corp-Liberty Braves 'A'	Bank of America Merrill Lynch	(36,899)
(3,395)	Liberty Media Corp-Liberty Braves 'A'	Barclays Bank	(2,241)
(15,158)	Liberty Media Corp-Liberty Braves 'A'	Goldman Sachs	(48,051)
(8,369)	Liberty Media Corp-Liberty Braves 'A'	HSBC	(7,783)
(20,274)	Liberty Media Corp-Liberty Braves 'A'	Morgan Stanley	(13,381)
(48,222)	Liberty Media Corp-Liberty Braves 'C'	HSBC	(36,167)
(78,677)	Liberty Media Corp-Liberty Braves 'C'	Morgan Stanley	(48,780)
(10,761)	Liberty Media Corp-Liberty Formula One 'A'	Bank of America Merrill Lynch	(51,760)
(12,510)	Liberty Media Corp-Liberty Formula One 'A'	Barclays Bank	(31,276)
(13,853)	Liberty Media Corp-Liberty Formula One 'A'	Goldman Sachs	(66,633)
(13,232)	Liberty Media Corp-Liberty Formula One 'A'	HSBC	(55,575)
(17,265)	Liberty Media Corp-Liberty Formula One 'A'	Morgan Stanley	(43,163)
(4,813)	Liberty Media Corp-Liberty Formula One 'C'	Bank of America Merrill Lynch	(19,011)
(11,378)	Liberty Media Corp-Liberty Formula One 'C'	Barclays Bank	(13,995)
(8,212)	Liberty Media Corp-Liberty Formula One 'C'	Goldman Sachs	(32,437)
(35,812)	Liberty Media Corp-Liberty Formula One 'C'	Morgan Stanley	(44,049)
(2,297)	Liberty Media Corp-Liberty SiriusXM (Rights)	HSBC	(24,394)
(2,357)	Liberty Media Corp-Liberty SiriusXM (Rights)	Morgan Stanley	(7,825)
(24,467)	Liberty Media Corp-Liberty SiriusXM 'C'	HSBC	(67,284)
(25,109)	Liberty Media Corp-Liberty SiriusXM 'C'	Morgan Stanley	(75,829)
24,108	Liberty Oilfield Services Inc 'A'	Bank of America Merrill Lynch	19,527
45,919	Liberty Oilfield Services Inc 'A'	Barclays Bank	6,888
21,231	Liberty Oilfield Services Inc 'A'	Goldman Sachs	17,197
13,131	Liberty Oilfield Services Inc 'A'	Morgan Stanley	1,970
(52,875)	Liberty TripAdvisor Holdings Inc 'A'	Bank of America Merrill Lynch	(56,576)
(75,350)	Liberty TripAdvisor Holdings Inc 'A'	Barclays Bank	(26,373)
(16,467)	Liberty TripAdvisor Holdings Inc 'A'	Goldman Sachs	(17,620)
(75,849)	Liberty TripAdvisor Holdings Inc 'A'	HSBC	(62,196)
(74,325)	Liberty TripAdvisor Holdings Inc 'A'	Morgan Stanley	(26,014)
11,642	Life Storage Inc (REIT)	Bank of America Merrill Lynch	146,223
8,489	Life Storage Inc (REIT)	Barclays Bank	58,489
5,709	Life Storage Inc (REIT)	Goldman Sachs	71,705
1,512	Life Storage Inc (REIT)	HSBC	6,033
15,986	Life Storage Inc (REIT)	Morgan Stanley	110,144
(7,588)	Lifetime Brands Inc	Bank of America Merrill Lynch	(7,702)
(36,080)	Lifetime Brands Inc	Goldman Sachs	(36,621)
(4,210)	Lifetime Brands Inc	HSBC	(1,116)
(2,300)	Lifetime Brands Inc	Morgan Stanley	(725)

保有高	銘柄	取引相手	未実現評価益/ (損) (米ドル)
	米国(続き)		
(21,415)	Lifevantage Corp	Barclays Bank	(6,210)
(11,490)	Lifevantage Corp	Goldman Sachs	(6,779)
(5,667)	Lifevantage Corp	Morgan Stanley	(1,643)
887	Ligand Pharmaceuticals Inc	Bank of America Merrill Lynch	1,455
8,857	Ligand Pharmaceuticals Inc	HSBC	(17,753)
7,418	Ligand Pharmaceuticals Inc	Morgan Stanley	(61,199)
(12,233)	Limelight Networks Inc	Barclays Bank	2,691
(54,970)	Limelight Networks Inc	Goldman Sachs	4,398
(63,369)	Limelight Networks Inc	Morgan Stanley	13,941
(9,236)	Limoneira Co	Bank of America Merrill Lynch	(12,284)
(12,241)	Limoneira Co	Barclays Bank	(8,569)
(18,120)	Limoneira Co	Goldman Sachs	(24,100)
(8,898)	Limoneira Co	HSBC	712
(5,195)	Limoneira Co	Morgan Stanley	(3,637)
(34,037)	Lincoln Electric Holdings Inc	Bank of America Merrill Lynch	(325,394)
6,355	Lincoln Electric Holdings Inc	Bank of America Merrill Lynch	60,754
(302)	Lincoln Electric Holdings Inc	Barclays Bank	(894)
5,563	Lincoln Electric Holdings Inc	Barclays Bank	16,466
5,147	Lincoln Electric Holdings Inc	Goldman Sachs	41,754
(986)	Lincoln Electric Holdings Inc	HSBC	(3,905)
1,392	Lincoln Electric Holdings Inc	HSBC	4,045
(1,114)	Lincoln Electric Holdings Inc	Morgan Stanley	(3,297)
1,162	Lincoln Electric Holdings Inc	Morgan Stanley	3,440
9,200	Lincoln National Corp	Bank of America Merrill Lynch	48,208
4,185	Lincoln National Corp	Goldman Sachs	21,929
15,373	Lincoln National Corp	HSBC	24,392
(9,180)	Lincoln National Corp	HSBC	(12,301)
2,445	Lincoln National Corp	Morgan Stanley	7,311
(4,859)	Lincoln National Corp	Morgan Stanley	(14,528)
43,323	Lindblad Expeditions Holdings Inc	Bank of America Merrill Lynch	75,382
14,809	Lindblad Expeditions Holdings Inc	Barclays Bank	10,662
5,883	Lindblad Expeditions Holdings Inc	Goldman Sachs	10,236
9,973	Lindblad Expeditions Holdings Inc	HSBC	10,970
38,870	Lindblad Expeditions Holdings Inc	Morgan Stanley	27,986
(1,634)	Linde Plc	Barclays Bank	(16,798)
3,656	Linde Plc	Barclays Bank	37,584
(5,905)	Linde Plc	Goldman Sachs	(109,597)
4,964	Linde Plc	Goldman Sachs	92,132
(6,364)	Linde Plc	HSBC	(81,077)
5,988	Linde Plc	HSBC	76,287
(13,393)	Linde Plc	Morgan Stanley	(137,680)
(8,205)	Lindsay Corp	Bank of America Merrill Lynch	(61,831)
(521)	Lindsay Corp	Barclays Bank	(610)
(437)	Lindsay Corp	Goldman Sachs	(3,684)
(6,681)	Lindsay Corp	HSBC	(34,942)

保有高	銘柄	取引相手	未実現評価益/ (損) (米ドル)
	米国(続き)		
(3,842)	Lindsay Corp	Morgan Stanley	(4,495)
(272,630)	Lineage Cell Therapeutics Inc	Bank of America Merrill Lynch	164
(85,028)	Lineage Cell Therapeutics Inc	Morgan Stanley	(3,809)
6,917	Lions Gate Entertainment Corp 'A'	Bank of America Merrill Lynch	3,666
10,152	Lions Gate Entertainment Corp 'A'	Barclays Bank	(3,046)
47,508	Lions Gate Entertainment Corp 'A'	Goldman Sachs	25,179
11,746	Lions Gate Entertainment Corp 'A'	HSBC	(353)
9,328	Lions Gate Entertainment Corp 'A'	Morgan Stanley	(2,798)
36,359	Lions Gate Entertainment Corp 'B'	Goldman Sachs	19,634
2,593	Lions Gate Entertainment Corp 'B'	HSBC	259
17,910	Lions Gate Entertainment Corp 'B'	Morgan Stanley	(4,119)
(7,721)	Liquidia Technologies Inc	Bank of America Merrill Lynch	(17,527)
(2,738)	Liquidia Technologies Inc	Barclays Bank	(3,286)
(2,153)	Liquidia Technologies Inc	Goldman Sachs	(4,887)
(7,523)	Liquidia Technologies Inc	Morgan Stanley	(9,028)
13,556	Liquidity Services Inc	Goldman Sachs	8,269
11,128	Liquidity Services Inc	HSBC	8,680
3,175	Liquidity Services Inc	Morgan Stanley	826
2,314	Lithia Motors Inc 'A'	Bank of America Merrill Lynch	38,065
1,279	Lithia Motors Inc 'A'	Barclays Bank	(130)
983	Lithia Motors Inc 'A'	Goldman Sachs	16,170
(2,276)	Lithia Motors Inc 'A'	Goldman Sachs	(37,440)
(3,633)	Lithia Motors Inc 'A'	HSBC	(24,559)
5,105	Lithia Motors Inc 'A'	Morgan Stanley	7,045
(756)	Lithia Motors Inc 'A'	Morgan Stanley	(1,043)
(5,841)	Littelfuse Inc	Bank of America Merrill Lynch	(127,567)
1,979	Littelfuse Inc	Bank of America Merrill Lynch	43,221
(1,268)	Littelfuse Inc	Barclays Bank	(6,873)
505	Littelfuse Inc	Barclays Bank	2,737
(933)	Littelfuse Inc	Goldman Sachs	(20,377)
4,456	Littelfuse Inc	Goldman Sachs	97,319
(1,600)	Littelfuse Inc	HSBC	(23,632)
(5,146)	Littelfuse Inc	Morgan Stanley	(27,891)
4,182	Littelfuse Inc	Morgan Stanley	22,666
3,876	LivanoVa Plc	Barclays Bank	7,016
(4,311)	LivanoVa Plc	Goldman Sachs	(21,857)
(2,161)	LivanoVa Plc	HSBC	(2,593)
(9,471)	LivanoVa Plc	Morgan Stanley	(17,143)
5,848	Live Nation Entertainment Inc	HSBC	63,707
11,478	Live Nation Entertainment Inc	Morgan Stanley	19,627
(1,883)	Live Oak Bancshares Inc	Bank of America Merrill Lynch	(2,862)
(5,558)	Live Oak Bancshares Inc	Goldman Sachs	(8,448)
(6,522)	Live Oak Bancshares Inc	HSBC	(2,271)
(48,580)	Live Oak Bancshares Inc	Morgan Stanley	(24,776)
(15,061)	Livent Corp	Bank of America Merrill Lynch	(21,086)

保有高	銘柄	取引相手	未実現評価益/ (損) (米ドル)
	米国(続き)		
(18,979)	Livent Corp	Barclays Bank	(10,438)
(28,292)	Livent Corp	Goldman Sachs	(39,609)
(25,052)	Livent Corp	HSBC	1,503
(36,521)	Livent Corp	Morgan Stanley	(20,087)
(3,246)	LivePerson Inc	Barclays Bank	5,583
(548)	LivePerson Inc	Goldman Sachs	680
(844)	LivePerson Inc	HSBC	(148)
6,812	LivePerson Inc	HSBC	(723)
(6,909)	LivePerson Inc	Morgan Stanley	11,883
11,386	LivePerson Inc	Morgan Stanley	(19,584)
(10,150)	LiveRamp Holdings Inc	Bank of America Merrill Lynch	(105,979)
(2,855)	LiveRamp Holdings Inc	Barclays Bank	(1,228)
3,054	LiveRamp Holdings Inc	Barclays Bank	1,313
(5,561)	LiveRamp Holdings Inc	Goldman Sachs	(58,063)
10,465	LiveRamp Holdings Inc	Goldman Sachs	112,080
13,177	LiveRamp Holdings Inc	HSBC	143,904
(12,655)	LiveRamp Holdings Inc	Morgan Stanley	(5,441)
10,705	LiveRamp Holdings Inc	Morgan Stanley	4,603
11,372	Livexlive Media Inc	Barclays Bank	(3,753)
8,333	Livexlive Media Inc	Goldman Sachs	(3,750)
9,833	Livexlive Media Inc	Morgan Stanley	(3,245)
(19,595)	Livongo Health Inc	Barclays Bank	(16,590)
(1,402)	Livongo Health Inc	HSBC	(7,276)
12,188	Livongo Health Inc	Morgan Stanley	9,420
(4,573)	LKQ Corp	Bank of America Merrill Lynch	(16,509)
(4,116)	LKQ Corp	Barclays Bank	(7,718)
(29,105)	LKQ Corp	HSBC	(40,183)
(33,145)	LKQ Corp	Morgan Stanley	(62,147)
(16,724)	Loews Corp	Bank of America Merrill Lynch	(56,360)
(10,891)	Loews Corp	Barclays Bank	(13,831)
(2,962)	Loews Corp	Goldman Sachs	(9,982)
(47,608)	Loews Corp	HSBC	(102,833)
(8,700)	Loews Corp	Morgan Stanley	(11,049)
(2,718)	Logitech International SA RegS	Bank of America Merrill Lynch	(13,136)
(10,147)	Logitech International SA RegS	Barclays Bank	(31,151)
2,664	LogMeIn Inc	HSBC	(1,492)
(9,748)	Loral Space & Communications Inc	Barclays Bank	10,333
(12,369)	Loral Space & Communications Inc	Goldman Sachs	(12,514)
(1,652)	Loral Space & Communications Inc	HSBC	8,937
(4,487)	Loral Space & Communications Inc	Morgan Stanley	4,756
(9,043)	Louisiana-Pacific Corp	Barclays Bank	(6,149)
(18,544)	Louisiana-Pacific Corp	Goldman Sachs	(73,620)
(75,415)	Louisiana-Pacific Corp	HSBC	(141,781)
(45,766)	Louisiana-Pacific Corp	Morgan Stanley	(31,121)
(26,834)	Lovesac Co	Barclays Bank	(96,334)

保有高	銘柄	取引相手	未実現評価益/ (損) (米ドル)
	米国(続き)		
13,649	Lowе's Cos Inc	Bank of America Merrill Lynch	200,053
799	Lowе's Cos Inc	Barclays Bank	5,353
9,558	Lowе's Cos Inc	Goldman Sachs	144,995
(21,524)	Lowе's Cos Inc	HSBC	(3,521)
7,211	Lowе's Cos Inc	Morgan Stanley	48,314
2,918	LPL Financial Holdings Inc	Bank of America Merrill Lynch	26,729
3,992	LPL Financial Holdings Inc	Barclays Bank	16,367
1,814	LPL Financial Holdings Inc	Goldman Sachs	16,616
3,685	LPL Financial Holdings Inc	HSBC	21,262
(11,612)	LPL Financial Holdings Inc	HSBC	11,797
1,736	LPL Financial Holdings Inc	Morgan Stanley	7,118
(22,628)	LSB Industries Inc	Bank of America Merrill Lynch	(3,394)
(14,243)	LSB Industries Inc	HSBC	4,985
(40,204)	LSB Industries Inc	Morgan Stanley	(6,031)
37,171	LSI Industries Inc	Bank of America Merrill Lynch	16,355
73,031	LSI Industries Inc	Goldman Sachs	32,134
(967)	LTC Properties Inc (REIT)	Bank of America Merrill Lynch	(4,584)
(3,308)	LTC Properties Inc (REIT)	Barclays Bank	(3,010)
(27,787)	LTC Properties Inc (REIT)	HSBC	(46,126)
(95,824)	LTC Properties Inc (REIT)	Morgan Stanley	(87,200)
(1,940)	Lululemon Athletica Inc	Barclays Bank	(24,056)
4,927	Lululemon Athletica Inc	Goldman Sachs	207,131
(1,769)	Lululemon Athletica Inc	HSBC	(99,726)
1,028	Lululemon Athletica Inc	Morgan Stanley	12,747
(39,171)	Lumber Liquidators Holdings Inc	Barclays Bank	(100,669)
(18,102)	Lumber Liquidators Holdings Inc	Goldman Sachs	(65,891)
(23,917)	Lumber Liquidators Holdings Inc	HSBC	(75,099)
9,600	Lumentum Holdings Inc	Bank of America Merrill Lynch	46,272
1,785	Lumentum Holdings Inc	Barclays Bank	(1,803)
3,463	Lumentum Holdings Inc	Goldman Sachs	16,692
(7,528)	Lumentum Holdings Inc	Goldman Sachs	(36,285)
(2,154)	Lumentum Holdings Inc	HSBC	18,654
3,552	Lumentum Holdings Inc	Morgan Stanley	(3,211)
(4,813)	Lumentum Holdings Inc	Morgan Stanley	4,861
(433)	Luminex Corp	Bank of America Merrill Lynch	1,572
714	Luminex Corp	Bank of America Merrill Lynch	(950)
(7,455)	Luminex Corp	Goldman Sachs	21,883
28,365	Luminex Corp	HSBC	(87,506)
(1,003)	Luminex Corp	Morgan Stanley	1,334
1,622	Luminex Corp	Morgan Stanley	(639)
8,165	Lumos Pharma Inc	Bank of America Merrill Lynch	30,211
(8,214)	Luna Innovations Inc	Bank of America Merrill Lynch	(5,175)
(7,164)	Luna Innovations Inc	Barclays Bank	645
(24,456)	Luna Innovations Inc	Goldman Sachs	(15,407)
(47,066)	Luna Innovations Inc	HSBC	85,660

保有高	銘柄	取引相手	未実現評価益/ (損) (米ドル)
	米国(続き)		
(10,999)	Luna Innovations Inc	Morgan Stanley	990
41,979	Luther Burbank Corp	Bank of America Merrill Lynch	66,327
600	Luther Burbank Corp	Barclays Bank	108
10,775	Luther Burbank Corp	Goldman Sachs	17,025
4,371	Luther Burbank Corp	HSBC	3,759
14,848	Luther Burbank Corp	Morgan Stanley	2,673
(2,919)	Luxfer Holdings Plc	Barclays Bank	1,372
(14,340)	Luxfer Holdings Plc	Goldman Sachs	(21,653)
(14,599)	Luxfer Holdings Plc	HSBC	1,606
(15,921)	Luxfer Holdings Plc	Morgan Stanley	7,483
(18,102)	Lydall Inc	Bank of America Merrill Lynch	(32,946)
(4,322)	Lydall Inc	Barclays Bank	(2,334)
(2,757)	Lydall Inc	Goldman Sachs	(5,018)
(3,193)	Lydall Inc	HSBC	(2,842)
(3,079)	Lydall Inc	Morgan Stanley	(1,663)
45	Lyft Inc 'A'	Barclays Bank	8
10,107	Lyft Inc 'A'	Goldman Sachs	33,151
13,492	Lyft Inc 'A'	HSBC	(17,540)
5,064	Lyft Inc 'A'	Morgan Stanley	861
(11,547)	Lyft Inc 'A'	Morgan Stanley	(1,963)
3,453	LyondellBasell Industries NV 'A'	Barclays Bank	8,391
(760)	LyondellBasell Industries NV 'A'	Goldman Sachs	(1,971)
3,957	LyondellBasell Industries NV 'A'	HSBC	25,325
(18,550)	LyondellBasell Industries NV 'A'	HSBC	(125,979)
22,032	LyondellBasell Industries NV 'A'	Morgan Stanley	53,538
(3,621)	LyondellBasell Industries NV 'A'	Morgan Stanley	(8,799)
(2,323)	M&T Bank Corp	Bank of America Merrill Lynch	(38,237)
1,467	M&T Bank Corp	Bank of America Merrill Lynch	24,147
(5,936)	M&T Bank Corp	Barclays Bank	(40,401)
6,796	M&T Bank Corp	Barclays Bank	48,261
(3,105)	M&T Bank Corp	Goldman Sachs	(35,070)
(367)	M&T Bank Corp	HSBC	(261)
6,787	M&T Bank Corp	HSBC	34,455
(9,106)	M&T Bank Corp	Morgan Stanley	(68,750)
8,911	M&T Bank Corp	Morgan Stanley	67,278
(10,453)	M/I Homes Inc	Bank of America Merrill Lynch	(74,948)
(21,403)	M/I Homes Inc	Barclays Bank	428
(30,098)	M/I Homes Inc	Goldman Sachs	(215,803)
(25,985)	M/I Homes Inc	HSBC	(134,083)
(17,277)	M/I Homes Inc	Morgan Stanley	346
87,940	Macatawa Bank Corp	Bank of America Merrill Lynch	68,884
20,616	Macatawa Bank Corp	Barclays Bank	7,009
45,038	Macatawa Bank Corp	Goldman Sachs	35,359
76,365	Macatawa Bank Corp	HSBC	23,960
96,759	Macatawa Bank Corp	Morgan Stanley	32,898

保有高	銘柄	取引相手	未実現評価益/ (損) (米ドル)
	米国(続き)		
16,276	Macerich Co (REIT)	HSBC	1,953
53,575	Macerich Co (REIT)	Morgan Stanley	536
(7,571)	Mack-Cali Realty Corp (REIT)	Bank of America Merrill Lynch	(8,044)
(1,630)	Mack-Cali Realty Corp (REIT)	Barclays Bank	(1,288)
(2,631)	Mack-Cali Realty Corp (REIT)	Goldman Sachs	(2,424)
(11,756)	Mack-Cali Realty Corp (REIT)	HSBC	(3,551)
(93,356)	Mack-Cali Realty Corp (REIT)	Morgan Stanley	(73,751)
722	Mackinac Financial Corp	Bank of America Merrill Lynch	967
10,413	Mackinac Financial Corp	Barclays Bank	5,831
7,926	Mackinac Financial Corp	Goldman Sachs	10,621
1,302	Mackinac Financial Corp	HSBC	169
9,637	Mackinac Financial Corp	Morgan Stanley	5,397
(10,444)	MACOM Technology Solutions Holdings Inc	Barclays Bank	(2,611)
(4,605)	MACOM Technology Solutions Holdings Inc	Goldman Sachs	(12,007)
(36,917)	MACOM Technology Solutions Holdings Inc	HSBC	(369)
(26,050)	MACOM Technology Solutions Holdings Inc	Morgan Stanley	(6,513)
(2,055)	Macquarie Infrastructure Corp	Bank of America Merrill Lynch	(1,891)
(4,720)	Macquarie Infrastructure Corp	Barclays Bank	(236)
(5,555)	Macquarie Infrastructure Corp	Goldman Sachs	(5,111)
(11,972)	Macquarie Infrastructure Corp	HSBC	10,894
(10,294)	Macquarie Infrastructure Corp	Morgan Stanley	(514)
28,188	MacroGenics Inc	Morgan Stanley	(158,698)
5,542	Macy's Inc	Bank of America Merrill Lynch	6,900
8,661	Macy's Inc	Barclays Bank	11,649
(44,130)	Macy's Inc	Barclays Bank	(59,355)
(3,106)	Macy's Inc	Goldman Sachs	(3,867)
31,305	Macy's Inc	Morgan Stanley	42,105
(2,059)	Madison Square Garden Entertainment Corp	Bank of America Merrill Lynch	(665)
(4,710)	Madison Square Garden Entertainment Corp	HSBC	8,478
(8,425)	Madison Square Garden Entertainment Corp	Morgan Stanley	(21,399)
(54)	Madison Square Garden Sports C	Bank of America Merrill Lynch	(585)
(3,135)	Madison Square Garden Sports C	Barclays Bank	690
(1,340)	Madison Square Garden Sports C	Goldman Sachs	(12,185)
(8,915)	Madison Square Garden Sports C	HSBC	52,865
(9,467)	Madison Square Garden Sports C	Morgan Stanley	2,083
(2,277)	Madrigal Pharmaceuticals Inc	Bank of America Merrill Lynch	8,326
(4,549)	Madrigal Pharmaceuticals Inc	Barclays Bank	45,263
(4,087)	Madrigal Pharmaceuticals Inc	Goldman Sachs	12,573
(3,861)	Madrigal Pharmaceuticals Inc	Morgan Stanley	38,417
(740)	Magellan Health Inc	Bank of America Merrill Lynch	(1,522)
(618)	Magellan Health Inc	Barclays Bank	71
(4,007)	Magellan Health Inc	Goldman Sachs	(17,591)
(3,498)	Magellan Health Inc	HSBC	(38,583)
(8,603)	Magellan Health Inc	Morgan Stanley	(17,636)
8,549	Magenta Therapeutics Inc	Bank of America Merrill Lynch	6,412

保有高	銘柄	取引相手	未実現評価益/ (損) (米ドル)
	米国(続き)		
8,492	Magenta Therapeutics Inc	Barclays Bank	(510)
9,068	Magenta Therapeutics Inc	Goldman Sachs	6,801
91,699	Magnolia Oil & Gas Corp 'A'	Bank of America Merrill Lynch	13,755
(9,079)	Magnolia Oil & Gas Corp 'A'	Barclays Bank	2,633
37,475	Magnolia Oil & Gas Corp 'A'	Barclays Bank	(10,868)
(14,892)	Magnolia Oil & Gas Corp 'A'	Goldman Sachs	(2,234)
100,021	Magnolia Oil & Gas Corp 'A'	Goldman Sachs	15,003
(12,152)	Magnolia Oil & Gas Corp 'A'	HSBC	(7,656)
65,429	Magnolia Oil & Gas Corp 'A'	HSBC	41,221
(85,231)	Magnolia Oil & Gas Corp 'A'	Morgan Stanley	24,717
80,831	Magnolia Oil & Gas Corp 'A'	Morgan Stanley	(23,441)
(665)	MainStreet Bancshares Inc	Goldman Sachs	(1,210)
(25,082)	MainStreet Bancshares Inc	Morgan Stanley	(26,838)
(1,234)	Majesco	Goldman Sachs	(1,617)
9,987	Malibu Boats Inc 'A'	Morgan Stanley	8,988
17,108	Mallinckrodt Plc	Goldman Sachs	(4,448)
14,198	Mallinckrodt Plc	HSBC	(2,556)
(4,625)	Malvern Bancorp Inc	Barclays Bank	(5,643)
(4,735)	Malvern Bancorp Inc	Goldman Sachs	(9,281)
(14,057)	Malvern Bancorp Inc	HSBC	(12,089)
(4,971)	Malvern Bancorp Inc	Morgan Stanley	(6,065)
(26,980)	Mammoth Energy Services Inc	HSBC	(4,587)
(46,825)	Mammoth Energy Services Inc	Morgan Stanley	4,683
(2,856)	Manhattan Associates Inc	Barclays Bank	(27,275)
(3,024)	Manhattan Associates Inc	HSBC	(32,871)
8,267	Manhattan Associates Inc	Morgan Stanley	78,950
(1,376)	Manitowoc Co Inc	Barclays Bank	(578)
(45,123)	Manitowoc Co Inc	Goldman Sachs	(41,062)
(10,271)	Manitowoc Co Inc	HSBC	(1,335)
(9,688)	Manitowoc Co Inc	Morgan Stanley	(4,069)
(116,074)	MannKind Corp	Barclays Bank	(1,161)
(155,376)	MannKind Corp	Goldman Sachs	(45,059)
(48,232)	MannKind Corp	HSBC	(9,646)
(58,132)	MannKind Corp	Morgan Stanley	(581)
(5,588)	ManpowerGroup Inc	Bank of America Merrill Lynch	(36,266)
(484)	ManpowerGroup Inc	Barclays Bank	(281)
(4,632)	ManpowerGroup Inc	Goldman Sachs	(30,062)
(2,557)	ManpowerGroup Inc	HSBC	1,534
(17,077)	ManpowerGroup Inc	Morgan Stanley	(9,905)
3,112	ManTech International Corp 'A'	Bank of America Merrill Lynch	18,246
4,986	ManTech International Corp 'A'	Barclays Bank	18,498
8,651	ManTech International Corp 'A'	Goldman Sachs	64,543
17,810	ManTech International Corp 'A'	HSBC	39,807
21,963	ManTech International Corp 'A'	Morgan Stanley	81,482
73,004	Marathon Oil Corp	Bank of America Merrill Lynch	(7,300)

保有高	銘柄	取引相手	未実現評価益/ (損) (米ドル)
	米国(続き)		
44,476	Marathon Oil Corp	Barclays Bank	(16,901)
65,836	Marathon Oil Corp	Goldman Sachs	(11,729)
254,896	Marathon Oil Corp	Morgan Stanley	(96,860)
(1,066)	Marathon Petroleum Corp	Bank of America Merrill Lynch	(4,658)
14,390	Marathon Petroleum Corp	HSBC	23,600
(4,223)	Marathon Petroleum Corp	HSBC	(6,926)
11,133	Marathon Petroleum Corp	Morgan Stanley	(10,020)
(10,268)	Marathon Petroleum Corp	Morgan Stanley	9,241
98,359	Marchex Inc 'B'	Bank of America Merrill Lynch	18,688
90,924	Marchex Inc 'B'	Goldman Sachs	17,276
74,950	Marchex Inc 'B'	Morgan Stanley	14,241
(3,904)	Marcus & Millichap Inc	Bank of America Merrill Lynch	(7,418)
(3,437)	Marcus & Millichap Inc	Barclays Bank	(2,303)
(10,478)	Marcus & Millichap Inc	Goldman Sachs	(19,908)
(1,865)	Marcus & Millichap Inc	HSBC	1,511
(12,841)	Marcus & Millichap Inc	Morgan Stanley	(8,603)
3,022	Marcus Corp	Bank of America Merrill Lynch	9,157
3,628	Marcus Corp	Barclays Bank	6,458
6,934	Marcus Corp	Goldman Sachs	21,010
15,744	Marcus Corp	HSBC	19,050
14,508	Marcus Corp	Morgan Stanley	25,824
3,192	Marin Software Inc	Bank of America Merrill Lynch	160
4,734	Marin Software Inc	Goldman Sachs	237
2,918	Marin Software Inc	Morgan Stanley	58
(14,631)	Marine Products Corp	Bank of America Merrill Lynch	(32,188)
(8,602)	Marine Products Corp	Barclays Bank	(9,634)
(7,976)	Marine Products Corp	Goldman Sachs	(17,547)
(7,932)	Marine Products Corp	HSBC	(15,740)
(9,973)	Marine Products Corp	Morgan Stanley	(11,170)
5,028	MarineMax Inc	Goldman Sachs	16,291
19,988	MarineMax Inc	HSBC	75,555
19,407	MarineMax Inc	Morgan Stanley	14,167
(31,638)	Marinus Pharmaceuticals Inc	Bank of America Merrill Lynch	(9,808)
(36,634)	Marinus Pharmaceuticals Inc	Goldman Sachs	(11,357)
(6,164)	Marinus Pharmaceuticals Inc	HSBC	(3,760)
161	Markel Corp	Bank of America Merrill Lynch	12,327
(312)	Markel Corp	Bank of America Merrill Lynch	(24,335)
133	Markel Corp	Barclays Bank	5,742
(744)	Markel Corp	Barclays Bank	(32,118)
321	Markel Corp	Goldman Sachs	24,817
654	Markel Corp	HSBC	28,426
(203)	Markel Corp	HSBC	(8,589)
292	Markel Corp	Morgan Stanley	11,652
(824)	Markel Corp	Morgan Stanley	(35,572)
8,686	Marker Therapeutics Inc	Bank of America Merrill Lynch	1,303

保有高	銘柄	取引相手	未実現評価益/ (損) (米ドル)
	米国(続き)		
9,217	Marker Therapeutics Inc	Barclays Bank	(2,673)
14,606	Marker Therapeutics Inc	Goldman Sachs	2,191
11,549	Marker Therapeutics Inc	HSBC	635
16,257	Marker Therapeutics Inc	Morgan Stanley	(4,715)
147	MarketAxess Holdings Inc	Bank of America Merrill Lynch	757
1,007	MarketAxess Holdings Inc	Barclays Bank	10,956
286	MarketAxess Holdings Inc	Goldman Sachs	3,678
192	MarketAxess Holdings Inc	HSBC	1,707
323	MarketAxess Holdings Inc	Morgan Stanley	3,514
(16,418)	Marlin Business Services Corp	Bank of America Merrill Lynch	2,134
(25,127)	Marlin Business Services Corp	Morgan Stanley	7,538
(1,970)	Marriott International Inc 'A'	Bank of America Merrill Lynch	(19,779)
(1,294)	Marriott International Inc 'A'	Barclays Bank	1,618
(4,386)	Marriott International Inc 'A'	Goldman Sachs	(44,035)
(6,248)	Marriott International Inc 'A'	HSBC	(16,433)
(12,750)	Marriott Vacations Worldwide Corp	Barclays Bank	(17,468)
(3,563)	Marriott Vacations Worldwide Corp	Goldman Sachs	(43,335)
(8,266)	Marriott Vacations Worldwide Corp	HSBC	(73,320)
(5,272)	Marriott Vacations Worldwide Corp	Morgan Stanley	(7,223)
2,419	Marsh & McLennan Cos Inc	Bank of America Merrill Lynch	2,903
(14,243)	Marsh & McLennan Cos Inc	Bank of America Merrill Lynch	(18,089)
6,576	Marsh & McLennan Cos Inc	Barclays Bank	8,154
3,575	Marsh & McLennan Cos Inc	Goldman Sachs	4,540
(3,415)	Marsh & McLennan Cos Inc	Goldman Sachs	(4,337)
4,376	Marsh & McLennan Cos Inc	HSBC	7,702
198	Marsh & McLennan Cos Inc	Morgan Stanley	(157)
11,010	Marten Transport Ltd	Bank of America Merrill Lynch	22,901
16,841	Marten Transport Ltd	Barclays Bank	19,704
13,895	Marten Transport Ltd	Goldman Sachs	28,902
21,008	Marten Transport Ltd	HSBC	11,764
25,331	Marten Transport Ltd	Morgan Stanley	29,637
9,129	Martin Marietta Materials Inc	Bank of America Merrill Lynch	230,781
4,622	Martin Marietta Materials Inc	Barclays Bank	63,137
4,645	Martin Marietta Materials Inc	Goldman Sachs	117,426
3,304	Martin Marietta Materials Inc	HSBC	52,298
3,022	Martin Marietta Materials Inc	Morgan Stanley	41,281
(31,308)	Marvell Technology Group Ltd	Bank of America Merrill Lynch	(189,305)
(26,304)	Marvell Technology Group Ltd	Barclays Bank	(67,995)
(24,805)	Marvell Technology Group Ltd	Goldman Sachs	(143,918)
(7,711)	Marvell Technology Group Ltd	HSBC	(45,225)
(24,394)	Marvell Technology Group Ltd	Morgan Stanley	(63,059)
(17,393)	Masco Corp	Bank of America Merrill Lynch	(46,257)
(16,232)	Masco Corp	Goldman Sachs	(51,780)
(18,735)	Masco Corp	HSBC	(70,631)
(58,516)	Masco Corp	Morgan Stanley	(63,783)

保有高	銘柄	取引相手	未実現評価益/ (損) (米ドル)
	米国(続き)		
1,773	Masimo Corp	Goldman Sachs	(10,850)
1,592	Masimo Corp	HSBC	13,053
7,179	Masimo Corp	Morgan Stanley	(31,157)
(4,804)	Masonite International Corp	Bank of America Merrill Lynch	(46,647)
1,967	Masonite International Corp	Barclays Bank	806
(9,986)	Masonite International Corp	Barclays Bank	(4,094)
(4,044)	Masonite International Corp	Goldman Sachs	(39,267)
1,673	Masonite International Corp	Goldman Sachs	16,245
3,613	Masonite International Corp	Morgan Stanley	1,481
(6,520)	Masonite International Corp	Morgan Stanley	(2,673)
6,498	MasTec Inc	Bank of America Merrill Lynch	34,179
11,837	MasTec Inc	Barclays Bank	22,490
17,117	MasTec Inc	Goldman Sachs	90,036
(16,671)	MasTec Inc	Goldman Sachs	(87,689)
(2,263)	MasTec Inc	HSBC	(4,254)
5,246	MasTec Inc	HSBC	8,666
46,772	MasTec Inc	Morgan Stanley	88,867
(2,504)	MasTec Inc	Morgan Stanley	(4,758)
3,100	Mastech Digital Inc	Bank of America Merrill Lynch	6,324
1,100	Mastercard Inc 'A'	Goldman Sachs	16,333
10,637	Mastercard Inc 'A'	Morgan Stanley	76,161
(14,961)	Mastercard Inc 'A'	Morgan Stanley	41,392
(13,123)	MasterCraft Boat Holdings Inc	Bank of America Merrill Lynch	(43,306)
(13,260)	MasterCraft Boat Holdings Inc	Barclays Bank	(19,227)
(10,355)	MasterCraft Boat Holdings Inc	Goldman Sachs	(34,172)
(12,485)	MasterCraft Boat Holdings Inc	HSBC	(48,192)
(4,674)	MasterCraft Boat Holdings Inc	Morgan Stanley	(6,777)
5,778	Matador Resources Co	Goldman Sachs	4,218
44,184	Matador Resources Co	HSBC	15,023
(2,138)	Match Group Inc	Barclays Bank	(9,386)
3,592	Match Group Inc	Barclays Bank	15,769
2,201	Match Group Inc	Morgan Stanley	9,662
3,724	Materion Corp	Barclays Bank	3,128
16,142	Materion Corp	Goldman Sachs	20,016
2,715	Materion Corp	HSBC	-
13,949	Materion Corp	Morgan Stanley	11,717
15,905	Matrix Service Co	Bank of America Merrill Lynch	44,693
4,933	Matrix Service Co	Barclays Bank	7,498
5,030	Matrix Service Co	Goldman Sachs	14,134
3,928	Matrix Service Co	HSBC	4,478
18,897	Matrix Service Co	Morgan Stanley	28,723
(1,303)	Matson Inc	Bank of America Merrill Lynch	(1,619)
(1,625)	Matson Inc	Barclays Bank	(2,681)
(14,771)	Matson Inc	Goldman Sachs	(48,153)
(28,162)	Matson Inc	HSBC	(1,408)

保有高	銘柄	取引相手	未実現評価益/ (損) (米ドル)
	米国(続き)		
(5,989)	Matson Inc	Morgan Stanley	(9,882)
(51,807)	Mattel Inc	Bank of America Merrill Lynch	(63,204)
(13,696)	Mattel Inc	Barclays Bank	(10,272)
(18,258)	Mattel Inc	HSBC	(7,486)
(864)	Matthews International Corp 'A'	Barclays Bank	(484)
(17,664)	Matthews International Corp 'A'	Goldman Sachs	(17,664)
(8,484)	Matthews International Corp 'A'	HSBC	16,120
(23,369)	Matthews International Corp 'A'	Morgan Stanley	(13,087)
(63,393)	Maui Land & Pineapple Co Inc	Bank of America Merrill Lynch	(7,607)
(1,410)	Maui Land & Pineapple Co Inc	Goldman Sachs	(169)
(31,783)	Maxar Technologies Inc	Barclays Bank	(84,861)
14,523	Maxim Integrated Products Inc	Bank of America Merrill Lynch	69,565
16,626	Maxim Integrated Products Inc	Barclays Bank	12,137
8,637	Maxim Integrated Products Inc	Goldman Sachs	41,371
47,688	Maxim Integrated Products Inc	HSBC	127,948
26,416	Maxim Integrated Products Inc	Morgan Stanley	19,284
(8,263)	MAXIMUS Inc	Bank of America Merrill Lynch	(48,977)
(13,633)	MAXIMUS Inc	Barclays Bank	(22,767)
18,425	MAXIMUS Inc	Barclays Bank	30,770
(10,401)	MAXIMUS Inc	Goldman Sachs	(47,608)
3,695	MAXIMUS Inc	Goldman Sachs	23,537
(10,136)	MAXIMUS Inc	HSBC	(31,523)
9,811	MAXIMUS Inc	HSBC	36,224
(32,335)	MAXIMUS Inc	Morgan Stanley	(53,999)
12,123	MAXIMUS Inc	Morgan Stanley	20,245
12,259	MaxLinear Inc	Bank of America Merrill Lynch	19,737
15,302	MaxLinear Inc	Barclays Bank	4,897
23,568	MaxLinear Inc	Goldman Sachs	37,944
26,901	MaxLinear Inc	HSBC	11,836
23,333	MaxLinear Inc	Morgan Stanley	7,467
10,465	Mayville Engineering Co Inc	HSBC	785
8,081	Mayville Engineering Co Inc	Morgan Stanley	4,081
(8,073)	MBIA Inc	Bank of America Merrill Lynch	(5,760)
(7,801)	MBIA Inc	Barclays Bank	(1,716)
(26,587)	MBIA Inc	Goldman Sachs	(28,714)
(21,900)	MBIA Inc	HSBC	5,037
(138,561)	MBIA Inc	Morgan Stanley	(30,483)
4,599	McCormick & Co Inc	Bank of America Merrill Lynch	(24,145)
(2,999)	McCormick & Co Inc	Barclays Bank	(2,579)
3,054	McCormick & Co Inc	Goldman Sachs	(16,034)
5,232	McCormick & Co Inc	HSBC	45,518
1,084	McCormick & Co Inc	Morgan Stanley	932
(7,641)	McCormick & Co Inc	Morgan Stanley	(6,571)
2,536	McDonald's Corp	Bank of America Merrill Lynch	5,760
6,657	McDonald's Corp	Barclays Bank	23,566

保有高	銘柄	取引相手	未実現評価益/ (損) (米ドル)
	米国(続き)		
9,731	McDonald's Corp	Goldman Sachs	131,257
15,045	McDonald's Corp	HSBC	104,088
19,559	McDonald's Corp	Morgan Stanley	67,914
28,164	McGrath RentCorp	Bank of America Merrill Lynch	185,882
8,169	McGrath RentCorp	HSBC	32,594
14,148	McGrath RentCorp	Morgan Stanley	33,814
2,524	McKesson Corp	Bank of America Merrill Lynch	49,395
(109)	McKesson Corp	Bank of America Merrill Lynch	(2,133)
4,947	McKesson Corp	Barclays Bank	32,650
(2,106)	McKesson Corp	Barclays Bank	(12,432)
409	McKesson Corp	Goldman Sachs	8,004
(4,490)	McKesson Corp	Goldman Sachs	(11,777)
2,240	McKesson Corp	HSBC	44,912
(561)	McKesson Corp	HSBC	(11,248)
4,802	McKesson Corp	Morgan Stanley	31,693
(3,389)	McKesson Corp	Morgan Stanley	(22,367)
1,765	MDC Holdings Inc	Bank of America Merrill Lynch	8,168
39,605	MDC Holdings Inc	Barclays Bank	78,814
14,184	MDC Holdings Inc	Goldman Sachs	102,098
(7,697)	MDC Holdings Inc	HSBC	(35,483)
19,751	MDC Holdings Inc	HSBC	89,927
29,344	MDC Holdings Inc	Morgan Stanley	58,395
16,499	MDC Partners Inc 'A'	Bank of America Merrill Lynch	1,980
51,499	MDC Partners Inc 'A'	Morgan Stanley	(8,240)
(16,196)	MDU Resources Group Inc	Barclays Bank	(9,880)
(13,005)	MDU Resources Group Inc	Goldman Sachs	(24,710)
(75,154)	MDU Resources Group Inc	HSBC	9,019
(49,169)	MDU Resources Group Inc	Morgan Stanley	(29,993)
7,247	Medallia Inc	Bank of America Merrill Lynch	18,625
(5,128)	Medallia Inc	Bank of America Merrill Lynch	(2,208)
2,952	Medallia Inc	Barclays Bank	797
(21,337)	Medallia Inc	Barclays Bank	(5,761)
5,338	Medallia Inc	Goldman Sachs	13,719
(2,708)	Medallia Inc	Goldman Sachs	(5,557)
3,145	Medallia Inc	HSBC	11,039
9,193	Medallia Inc	Morgan Stanley	2,482
(3,593)	Medallia Inc	Morgan Stanley	(970)
(4,963)	Medallion Financial Corp	Bank of America Merrill Lynch	(1,687)
(14,633)	Medallion Financial Corp	Barclays Bank	(1,317)
(14,440)	Medallion Financial Corp	Goldman Sachs	(4,910)
(14,253)	Medallion Financial Corp	Morgan Stanley	(1,283)
1,432	MedCath Corp*	Morgan Stanley	-
1,716	Media Gen Inc CVR*	Bank of America Merrill Lynch	(515)
1,127	Media Gen Inc CVR*,	Morgan Stanley	-
(51,440)	Medical Properties Trust Inc (REIT)	Bank of America Merrill Lynch	(91,590)

保有高	銘柄	取引相手	未実現評価益/ (損) (米ドル)
	米国(続き)		
(76,066)	Medical Properties Trust Inc (REIT)	Barclays Bank	(27,556)
(15,279)	Medical Properties Trust Inc (REIT)	Goldman Sachs	(30,405)
(17,711)	Medical Properties Trust Inc (REIT)	HSBC	(2,125)
(21,586)	Medical Properties Trust Inc (REIT)	Morgan Stanley	(11,872)
11,228	MediciNova Inc	Bank of America Merrill Lynch	(3,593)
1,700	MediciNova Inc	Goldman Sachs	(544)
18,559	MediciNova Inc	HSBC	(4,640)
1,401	Medifast Inc	Barclays Bank	9,947
3,296	Medifast Inc	HSBC	13,010
4,225	Medifast Inc	Morgan Stanley	29,998
1,559	Medley Management Inc 'A'	Bank of America Merrill Lynch	218
10,699	MEDNAX Inc	Bank of America Merrill Lynch	18,081
4,956	MEDNAX Inc	Barclays Bank	(297)
12,637	MEDNAX Inc	Goldman Sachs	21,357
12,460	MEDNAX Inc	HSBC	6,105
13,348	MEDNAX Inc	Morgan Stanley	(801)
(3,122)	Medpace Holdings Inc	Bank of America Merrill Lynch	(26,974)
(6,480)	Medpace Holdings Inc	Barclays Bank	(5,313)
2,299	Medpace Holdings Inc	Barclays Bank	1,885
(8,102)	Medpace Holdings Inc	Goldman Sachs	(70,001)
5,969	Medpace Holdings Inc	Goldman Sachs	51,572
(5,015)	Medpace Holdings Inc	HSBC	(54,262)
(5,249)	Medpace Holdings Inc	Morgan Stanley	(4,304)
4,082	Medpace Holdings Inc	Morgan Stanley	3,347
(2,069)	Medtronic Plc	Bank of America Merrill Lynch	574
4,615	Medtronic Plc	Barclays Bank	10,845
(2,186)	Medtronic Plc	Barclays Bank	(5,137)
8,351	Medtronic Plc	Goldman Sachs	26,556
11,368	Medtronic Plc	HSBC	(22,281)
(4,965)	Medtronic Plc	HSBC	9,731
10,119	Medtronic Plc	Morgan Stanley	23,780
(10,278)	Medtronic Plc	Morgan Stanley	(24,153)
96,147	MEI Pharma Inc	HSBC	78,360
18,281	MEI Pharma Inc	Morgan Stanley	823
3,781	MeiraGTx Holdings Plc	Bank of America Merrill Lynch	3,970
9,261	MeiraGTx Holdings Plc	Barclays Bank	(7,501)
4,333	MeiraGTx Holdings Plc	Goldman Sachs	4,550
7,115	MeiraGTx Holdings Plc	HSBC	2,016
3,675	MeiraGTx Holdings Plc	Morgan Stanley	(2,977)
15,555	Menlo Therapeutics Inc	Bank of America Merrill Lynch	13,533
27,931	Menlo Therapeutics Inc	Goldman Sachs	24,300
(443)	MercadoLibre Inc	Goldman Sachs	(23,729)
(251)	MercadoLibre Inc	HSBC	(14,586)
(2,116)	MercadoLibre Inc	Morgan Stanley	(2,793)
113,130	Mercantile Bank Corp	Bank of America Merrill Lynch	334,865

保有高	銘柄	取引相手	未実現評価益/ (損) (米ドル)
	米国(続き)		
2,797	Mercantile Bank Corp	Barclays Bank	4,307
5,032	Mercantile Bank Corp	Goldman Sachs	14,895
951	Mercantile Bank Corp	HSBC	114
4,256	Mercantile Bank Corp	Morgan Stanley	6,554
2,827	Merchants Bancorp	Bank of America Merrill Lynch	8,368
6,275	Merchants Bancorp	Barclays Bank	2,761
8,873	Merchants Bancorp	Goldman Sachs	26,264
35,638	Merchants Bancorp	HSBC	90,877
28,271	Merchants Bancorp	Morgan Stanley	12,439
10,310	Merck & Co Inc	Bank of America Merrill Lynch	(4,743)
(8,060)	Merck & Co Inc	Bank of America Merrill Lynch	3,708
6,970	Merck & Co Inc	Barclays Bank	20,562
(24,908)	Merck & Co Inc	Barclays Bank	(73,479)
7,323	Merck & Co Inc	Goldman Sachs	(3,369)
(5,179)	Merck & Co Inc	Goldman Sachs	(14,311)
32,953	Merck & Co Inc	HSBC	96,223
30,901	Merck & Co Inc	Morgan Stanley	91,158
(1,218)	Merck & Co Inc	Morgan Stanley	(3,593)
3,995	Mercury General Corp	Bank of America Merrill Lynch	8,429
(22,550)	Mercury General Corp	Bank of America Merrill Lynch	(27,703)
1,691	Mercury General Corp	Barclays Bank	1,420
5,900	Mercury General Corp	Goldman Sachs	12,449
(3,018)	Mercury General Corp	Goldman Sachs	(2,587)
3,152	Mercury General Corp	HSBC	13,428
(2,411)	Mercury General Corp	HSBC	(1,888)
(1,255)	Mercury Systems Inc	Bank of America Merrill Lynch	(8,145)
(2,122)	Mercury Systems Inc	Barclays Bank	(9,040)
(1,239)	Mercury Systems Inc	Goldman Sachs	(8,041)
(7,198)	Mercury Systems Inc	HSBC	13,336
(13,906)	Mercury Systems Inc	Morgan Stanley	(59,239)
4,034	Meredith Corp	Barclays Bank	1,614
18,040	Meredith Corp	HSBC	10,102
9,553	Meredith Corp	Morgan Stanley	3,821
105,754	Meridian Bancorp Inc	Bank of America Merrill Lynch	140,653
53,417	Meridian Bancorp Inc	Barclays Bank	33,885
23,706	Meridian Bancorp Inc	Goldman Sachs	29,731
24,291	Meridian Bancorp Inc	HSBC	(3,644)
33,305	Meridian Bancorp Inc	Morgan Stanley	22,980
(30,666)	Meridian Bioscience Inc	HSBC	78,812
(6,450)	Meridian Bioscience Inc	Morgan Stanley	(581)
2,954	Merit Medical Systems Inc	Bank of America Merrill Lynch	5,600
8,682	Merit Medical Systems Inc	Barclays Bank	(13,544)
8,464	Merit Medical Systems Inc	Goldman Sachs	22,103
(1,946)	Merit Medical Systems Inc	HSBC	(3,075)
1,958	Merit Medical Systems Inc	HSBC	3,094

保有高	銘柄	取引相手	未実現評価益/ (損) (米ドル)
	米国(続き)		
(7,077)	Merit Medical Systems Inc	Morgan Stanley	11,040
13,785	Merit Medical Systems Inc	Morgan Stanley	(20,591)
4,838	Meritage Homes Corp	Bank of America Merrill Lynch	68,942
2,470	Meritage Homes Corp	Barclays Bank	6,027
10,458	Meritage Homes Corp	Goldman Sachs	149,027
22,047	Meritage Homes Corp	HSBC	255,966
7,747	Meritage Homes Corp	Morgan Stanley	18,903
(29,312)	Meritor Inc	Bank of America Merrill Lynch	(65,658)
(33,759)	Meritor Inc	Barclays Bank	(40,173)
(21,004)	Meritor Inc	Goldman Sachs	(53,770)
(17,917)	Meritor Inc	HSBC	(10,750)
(56,725)	Meritor Inc	Morgan Stanley	(67,502)
8,190	Mersana Therapeutics Inc	Goldman Sachs	86,732
6,569	Mersana Therapeutics Inc	Morgan Stanley	70,288
(11,237)	Mesa Air Group Inc	Bank of America Merrill Lynch	(1,798)
(20,589)	Mesa Air Group Inc	HSBC	14,824
(66,306)	Mesa Air Group Inc	Morgan Stanley	13,924
(1,771)	Mesa Laboratories Inc	Bank of America Merrill Lynch	(31,290)
(716)	Mesa Laboratories Inc	Barclays Bank	(5,442)
(3,012)	Mesa Laboratories Inc	Goldman Sachs	(55,842)
(138)	Mesa Laboratories Inc	HSBC	(3,077)
(2,694)	Mesa Laboratories Inc	Morgan Stanley	(20,474)
(1,978)	Meta Financial Group Inc	Bank of America Merrill Lynch	(3,916)
(8,110)	Meta Financial Group Inc	Barclays Bank	(5,677)
(4,725)	Meta Financial Group Inc	HSBC	(8,034)
(64,966)	Meta Financial Group Inc	Morgan Stanley	(45,476)
(8,444)	Methode Electronics Inc	Bank of America Merrill Lynch	(20,645)
(24,524)	Methode Electronics Inc	Barclays Bank	(38,993)
(26,093)	Methode Electronics Inc	Goldman Sachs	(91,742)
(16,067)	Methode Electronics Inc	HSBC	(27,975)
(14,310)	Methode Electronics Inc	Morgan Stanley	(22,753)
11,647	MetLife Inc	Bank of America Merrill Lynch	46,122
(8,068)	MetLife Inc	Bank of America Merrill Lynch	8,177
9,637	MetLife Inc	Barclays Bank	22,551
(12,960)	MetLife Inc	Barclays Bank	(30,326)
8,998	MetLife Inc	Goldman Sachs	35,632
21,439	MetLife Inc	HSBC	12,133
(7,639)	MetLife Inc	HSBC	(3,514)
22,117	MetLife Inc	Morgan Stanley	51,754
(60,215)	MetLife Inc	Morgan Stanley	(140,903)
(31,326)	Metrocity Bankshares Inc	Barclays Bank	(32,266)
(25,702)	Metrocity Bankshares Inc	Goldman Sachs	(62,970)
(10,537)	Metrocity Bankshares Inc	HSBC	(17,913)
(3,208)	Metropolitan Bank Holding Corp	Bank of America Merrill Lynch	(17,997)
(3,077)	Metropolitan Bank Holding Corp	Barclays Bank	(12,370)

保有高	銘柄	取引相手	未実現評価益/ (損) (米ドル)
	米国(続き)		
(1,874)	Metropolitan Bank Holding Corp	Goldman Sachs	(10,513)
(1,943)	Metropolitan Bank Holding Corp	HSBC	(5,868)
(1,544)	Metropolitan Bank Holding Corp	Morgan Stanley	(6,207)
186	Mettler-Toledo International Inc	Bank of America Merrill Lynch	17,575
(1,433)	Mettler-Toledo International Inc	Bank of America Merrill Lynch	(94,201)
347	Mettler-Toledo International Inc	Barclays Bank	15,573
864	Mettler-Toledo International Inc	Goldman Sachs	81,639
1,279	Mettler-Toledo International Inc	HSBC	94,160
345	Mettler-Toledo International Inc	Morgan Stanley	15,484
(216,765)	MFA Financial Inc (REIT)	Bank of America Merrill Lynch	(43,353)
(24,499)	MFA Financial Inc (REIT)	Goldman Sachs	(4,900)
(25,929)	MFA Financial Inc (REIT)	HSBC	(1,815)
(730)	MGE Energy Inc	Bank of America Merrill Lynch	389
(18,382)	MGE Energy Inc	HSBC	(78,675)
(27,451)	MGE Energy Inc	Morgan Stanley	(32,941)
8,603	MGIC Investment Corp	Bank of America Merrill Lynch	13,851
(3,286)	MGIC Investment Corp	Barclays Bank	(2,300)
20,970	MGIC Investment Corp	Barclays Bank	14,679
(6,655)	MGIC Investment Corp	HSBC	(7,853)
(10,606)	MGIC Investment Corp	Morgan Stanley	(7,424)
11,160	MGIC Investment Corp	Morgan Stanley	7,812
7,211	MGM Growth Properties LLC 'A' (REIT)	Bank of America Merrill Lynch	30,791
4,888	MGM Growth Properties LLC 'A' (REIT)	Goldman Sachs	20,872
(8,522)	MGM Growth Properties LLC 'A' (REIT)	Goldman Sachs	(36,389)
11,435	MGM Growth Properties LLC 'A' (REIT)	HSBC	28,473
5,615	MGM Growth Properties LLC 'A' (REIT)	Morgan Stanley	3,931
885	MGM Resorts International	Goldman Sachs	2,885
32,852	MGM Resorts International	HSBC	49,935
(8,956)	MGM Resorts International	Morgan Stanley	(10,837)
(9,023)	MGP Ingredients Inc	Bank of America Merrill Lynch	(30,678)
(6,084)	MGP Ingredients Inc	Barclays Bank	(17,096)
(11,903)	MGP Ingredients Inc	HSBC	5,594
(2,764)	MGP Ingredients Inc	Morgan Stanley	(7,767)
201,336	Michaels Cos Inc	Morgan Stanley	155,029
(11,389)	Microchip Technology Inc	Bank of America Merrill Lynch	(140,453)
(7,062)	Microchip Technology Inc	Barclays Bank	(61,440)
(1,461)	Microchip Technology Inc	HSBC	(9,949)
(30,004)	Microchip Technology Inc	Morgan Stanley	(261,035)
(15,250)	Micron Technology Inc	Bank of America Merrill Lynch	(42,852)
(40,239)	Micron Technology Inc	Barclays Bank	(91,745)
(5,684)	Micron Technology Inc	Goldman Sachs	(15,972)
(29,719)	Micron Technology Inc	HSBC	26,286
(11,858)	Micron Technology Inc	Morgan Stanley	(27,036)
3,757	Microsoft Corp	Goldman Sachs	(3,259)
9,849	Microsoft Corp	HSBC	(16,448)

保有高	銘柄	取引相手	未実現評価益/ (損) (米ドル)
	米国(続き)		
35,485	Microsoft Corp	Morgan Stanley	(17,743)
(6,340)	MicroStrategy Inc 'A'	Barclays Bank	(13,187)
(1,009)	MicroStrategy Inc 'A'	Goldman Sachs	(8,950)
(2,236)	MicroStrategy Inc 'A'	HSBC	492
(11,145)	MicroStrategy Inc 'A'	Morgan Stanley	(23,181)
1,798	Mid Penn Bancorp Inc	Bank of America Merrill Lynch	2,823
4,045	Mid Penn Bancorp Inc	Barclays Bank	647
1,731	Mid Penn Bancorp Inc	Goldman Sachs	2,718
4,583	Mid Penn Bancorp Inc	HSBC	(2,108)
6,187	Mid Penn Bancorp Inc	Morgan Stanley	990
(8,858)	Mid-America Apartment Communities Inc (REIT)	Bank of America Merrill Lynch	(85,391)
(10,998)	Mid-America Apartment Communities Inc (REIT)	Barclays Bank	(24,526)
(10,443)	Mid-America Apartment Communities Inc (REIT)	Goldman Sachs	(100,671)
(9,487)	Mid-America Apartment Communities Inc (REIT)	HSBC	(19,731)
(21,994)	Mid-America Apartment Communities Inc (REIT)	Morgan Stanley	(49,047)
(455)	Middleby Corp	Bank of America Merrill Lynch	(3,026)
1,606	Middleby Corp	Bank of America Merrill Lynch	8,705
(1,658)	Middleby Corp	Barclays Bank	(6,848)
4,890	Middleby Corp	Barclays Bank	20,196
(2,108)	Middleby Corp	HSBC	(6,092)
(3,133)	Middleby Corp	Morgan Stanley	(12,939)
(27,477)	Middlesex Water Co	Bank of America Merrill Lynch	(133,988)
(10,104)	Middlesex Water Co	Goldman Sachs	(51,328)
(11,059)	Middlesex Water Co	HSBC	(35,389)
(23,271)	Middlesex Water Co	Morgan Stanley	(34,907)
(18,963)	Midland States Bancorp Inc	Bank of America Merrill Lynch	(27,117)
(10,147)	Midland States Bancorp Inc	Barclays Bank	(8,321)
(32,283)	Midland States Bancorp Inc	Goldman Sachs	(46,165)
(12,933)	Midland States Bancorp Inc	HSBC	6,806
(16,527)	Midland States Bancorp Inc	Morgan Stanley	(13,552)
11,069	MidWestOne Financial Group Inc	Bank of America Merrill Lynch	28,447
15,442	MidWestOne Financial Group Inc	Barclays Bank	13,731
22,026	MidWestOne Financial Group Inc	Goldman Sachs	56,607
9,704	MidWestOne Financial Group Inc	HSBC	6,528
28,433	MidWestOne Financial Group Inc	Morgan Stanley	30,423
(21,843)	Millendo Therapeutics Inc	Bank of America Merrill Lynch	(5,898)
(31,808)	Millendo Therapeutics Inc	Barclays Bank	318
(50,510)	Millendo Therapeutics Inc	Goldman Sachs	(13,638)
(32,935)	Millendo Therapeutics Inc	HSBC	(12,515)
(41,289)	Millendo Therapeutics Inc	Morgan Stanley	413
61,854	Miller Industries Inc	Bank of America Merrill Lynch	129,275
2,712	Miller Industries Inc	Barclays Bank	2,441

保有高	銘柄	取引相手	未実現評価益/ (損) (米ドル)
	米国(続き)		
6,186	Miller Industries Inc	Goldman Sachs	12,929
1,995	Miller Industries Inc	HSBC	2,765
17,015	Miller Industries Inc	Morgan Stanley	15,314
(10,031)	Mimecast Ltd	Barclays Bank	(12,639)
(4,431)	Mimecast Ltd	Goldman Sachs	(18,344)
(4,423)	Mimecast Ltd	HSBC	(2,766)
(4,197)	Mimecast Ltd	Morgan Stanley	(5,692)
(14,375)	Minerals Technologies Inc	Bank of America Merrill Lynch	(111,337)
(4,226)	Minerals Technologies Inc	Barclays Bank	(6,806)
(6,130)	Minerals Technologies Inc	Goldman Sachs	(45,247)
(13,325)	Minerals Technologies Inc	HSBC	(63,294)
(33,015)	Minerals Technologies Inc	Morgan Stanley	(77,255)
(41,704)	Minerva Neurosciences Inc	HSBC	291,511
(9,178)	Minerva Neurosciences Inc	Morgan Stanley	89,761
51,209	Miragen Therapeutics Inc	Goldman Sachs	20,740
1,884	Miragen Therapeutics Inc	Morgan Stanley	738
(2,001)	Mirati Therapeutics Inc	Bank of America Merrill Lynch	8,504
(1,101)	Mirati Therapeutics Inc	Barclays Bank	2,753
(966)	Mirati Therapeutics Inc	Goldman Sachs	4,897
(3,944)	Mirati Therapeutics Inc	HSBC	(66)
(9,837)	Mirati Therapeutics Inc	Morgan Stanley	24,593
(4,207)	Mirum Pharmaceuticals Inc	Bank of America Merrill Lynch	1,178
(2,707)	Mirum Pharmaceuticals Inc	Barclays Bank	758
(6,116)	Mirum Pharmaceuticals Inc	Goldman Sachs	1,712
(8,371)	Misonix Inc	Bank of America Merrill Lynch	(24,192)
(7,551)	Misonix Inc	HSBC	(16,839)
(41,075)	Misonix Inc	Morgan Stanley	(23,824)
53,004	Mistras Group Inc	Bank of America Merrill Lynch	34,983
10,152	Mistras Group Inc	Barclays Bank	1,015
11,188	Mistras Group Inc	Goldman Sachs	7,384
19,159	Mistras Group Inc	HSBC	(3,640)
38,707	Mistras Group Inc	Morgan Stanley	3,871
(26,078)	Mitek Systems Inc	Bank of America Merrill Lynch	(7,563)
(19,989)	Mitek Systems Inc	Barclays Bank	(1,999)
(38,203)	Mitek Systems Inc	Goldman Sachs	(11,079)
(2,804)	Mitek Systems Inc	HSBC	(182)
(4,956)	MKS Instruments Inc	Bank of America Merrill Lynch	(32,780)
(2,238)	MKS Instruments Inc	Barclays Bank	(779)
(4,502)	MKS Instruments Inc	Goldman Sachs	(55,735)
(5,286)	MKS Instruments Inc	HSBC	(16,651)
(15,425)	MKS Instruments Inc	Morgan Stanley	(81,907)
(300)	MMA Capital Holdings Inc	Barclays Bank	(18)
(4,160)	MMA Capital Holdings Inc	Goldman Sachs	(4,202)
(5,232)	MMA Capital Holdings Inc	HSBC	11,772
(2,960)	MMA Capital Holdings Inc	Morgan Stanley	(178)

保有高	銘柄	取引相手	未実現評価益/ (損) (米ドル)
	米国(続き)		
16,804	Mobile Mini Inc	HSBC	42,514
42,090	Mobile Mini Inc	Morgan Stanley	35,777
56,760	MobileIron Inc	Bank of America Merrill Lynch	(5,676)
13,510	MobileIron Inc	Barclays Bank	(3,107)
85,495	MobileIron Inc	Goldman Sachs	(8,550)
13,478	MobileIron Inc	HSBC	(7,143)
30,192	MobileIron Inc	Morgan Stanley	(6,944)
5,111	Model N Inc	Barclays Bank	10,324
1,560	Model N Inc	Goldman Sachs	(2,527)
30,062	Model N Inc	HSBC	(30,964)
18,878	Model N Inc	Morgan Stanley	38,134
533	Moderna Inc	Barclays Bank	(6,204)
8,681	Moderna Inc	HSBC	(16,407)
2,737	Moderna Inc	Morgan Stanley	10,158
(40,350)	Modine Manufacturing Co	Barclays Bank	(35,105)
(27,138)	Modine Manufacturing Co	Goldman Sachs	(47,492)
(34,289)	Modine Manufacturing Co	HSBC	(37,375)
(10,157)	Modine Manufacturing Co	Morgan Stanley	(8,837)
(8,788)	Moelis & Co 'A'	Bank of America Merrill Lynch	(37,956)
(37,739)	Moelis & Co 'A'	Barclays Bank	(119,633)
(6,741)	Moelis & Co 'A'	Goldman Sachs	(30,335)
(4,076)	Moelis & Co 'A'	HSBC	(9,578)
(17,113)	Moelis & Co 'A'	Morgan Stanley	(54,248)
3,026	Mohawk Industries Inc	Bank of America Merrill Lynch	42,287
1,882	Mohawk Industries Inc	Barclays Bank	15,602
(309)	Mohawk Industries Inc	Goldman Sachs	(4,641)
(5,726)	Mohawk Industries Inc	HSBC	(38,593)
2,964	Mohawk Industries Inc	HSBC	24,483
(3,613)	Mohawk Industries Inc	Morgan Stanley	(29,952)
3,294	Mohawk Industries Inc	Morgan Stanley	27,307
(7,150)	Molecular Templates Inc	Bank of America Merrill Lynch	6,507
(8,843)	Molecular Templates Inc	Barclays Bank	8,489
(4,069)	Molecular Templates Inc	Goldman Sachs	3,703
(2,483)	Molecular Templates Inc	HSBC	4,594
(10,390)	Molecular Templates Inc	Morgan Stanley	9,974
(129)	Molina Healthcare Inc	Bank of America Merrill Lynch	(1,576)
(197)	Molina Healthcare Inc	Goldman Sachs	(1,238)
(1,184)	Molina Healthcare Inc	Morgan Stanley	(13,533)
2,632	Molson Coors Beverage Co 'B'	Bank of America Merrill Lynch	3,422
17,960	Molson Coors Beverage Co 'B'	Barclays Bank	8,351
7,558	Molson Coors Beverage Co 'B'	Goldman Sachs	9,825
26,128	Molson Coors Beverage Co 'B'	HSBC	(25,918)
33,353	Molson Coors Beverage Co 'B'	Morgan Stanley	27,350
(9,434)	Momenta Pharmaceuticals Inc	Bank of America Merrill Lynch	(617)
(5,634)	Momenta Pharmaceuticals Inc	Barclays Bank	8,338

保有高	銘柄	取引相手	未実現評価益/ (損) (米ドル)
	米国(続き)		
(5,067)	Momenta Pharmaceuticals Inc	Goldman Sachs	(912)
(21,838)	Momenta Pharmaceuticals Inc	HSBC	30,903
(19,972)	Momenta Pharmaceuticals Inc	Morgan Stanley	29,558
2,489	Monarch Casino & Resort Inc	Bank of America Merrill Lynch	23,297
1,928	Monarch Casino & Resort Inc	Barclays Bank	5,206
3,557	Monarch Casino & Resort Inc	Goldman Sachs	33,294
3,778	Monarch Casino & Resort Inc	HSBC	21,950
7,943	Monarch Casino & Resort Inc	Morgan Stanley	21,446
(21,640)	Mondelez International Inc 'A'	Bank of America Merrill Lynch	(31,835)
(15,685)	Mondelez International Inc 'A'	Barclays Bank	(27,292)
(16,427)	Mondelez International Inc 'A'	Goldman Sachs	(24,312)
(62,107)	Mondelez International Inc 'A'	HSBC	(33,538)
(56,426)	Mondelez International Inc 'A'	Morgan Stanley	(98,181)
(91,508)	MoneyGram International Inc	Barclays Bank	(32,943)
(35,848)	MoneyGram International Inc	HSBC	(23,660)
(38,436)	MoneyGram International Inc	Morgan Stanley	(13,837)
(796)	MongoDB Inc	Barclays Bank	(1,369)
(3,739)	MongoDB Inc	Goldman Sachs	(80,274)
(2,514)	MongoDB Inc	HSBC	(114,413)
(7,011)	MongoDB Inc	Morgan Stanley	(12,059)
(11,373)	Monmouth Real Estate Investment Corp (REIT)	Bank of America Merrill Lynch	(14,785)
(29,370)	Monmouth Real Estate Investment Corp (REIT)	Barclays Bank	(12,923)
(120,558)	Monmouth Real Estate Investment Corp (REIT)	Goldman Sachs	(156,725)
(6,051)	Monmouth Real Estate Investment Corp (REIT)	HSBC	(1,511)
(56,661)	Monmouth Real Estate Investment Corp (REIT)	Morgan Stanley	(24,931)
93	Monolithic Power Systems Inc	Bank of America Merrill Lynch	1,481
4,869	Monolithic Power Systems Inc	Barclays Bank	29,561
374	Monolithic Power Systems Inc	Goldman Sachs	1,783
5,500	Monolithic Power Systems Inc	HSBC	(12,870)
2,730	Monolithic Power Systems Inc	Morgan Stanley	17,162
2,565	Monro Inc	Goldman Sachs	12,055
7,653	Monro Inc	Morgan Stanley	(16,301)
(20,857)	Monster Beverage Corp	Bank of America Merrill Lynch	(55,129)
(40,851)	Monster Beverage Corp	Barclays Bank	(71,898)
(20,346)	Monster Beverage Corp	Goldman Sachs	(86,898)
(5,981)	Monster Beverage Corp	HSBC	(28,051)
(19,390)	Monster Beverage Corp	Morgan Stanley	(34,127)
(1,971)	Montage Resources Corp	Bank of America Merrill Lynch	(2,188)
(44,553)	Montage Resources Corp	Barclays Bank	2,228
4,602	Moody's Corp	Bank of America Merrill Lynch	71,561
4,179	Moody's Corp	Barclays Bank	41,957
2,254	Moody's Corp	Goldman Sachs	33,445
3,546	Moody's Corp	HSBC	42,064
5,183	Moody's Corp	Morgan Stanley	51,752
1,868	Moog Inc 'A'	Bank of America Merrill Lynch	23,612

保有高	銘柄	取引相手	未実現評価益/ (損) (米ドル)
	米国(続き)		
12,147	Moog Inc 'A'	Barclays Bank	53,082
7,663	Moog Inc 'A'	Goldman Sachs	96,860
(1,501)	Moog Inc 'A'	Goldman Sachs	(18,973)
(2,712)	Moog Inc 'A'	HSBC	(12,692)
11,366	Moog Inc 'A'	HSBC	53,193
20,744	Moog Inc 'A'	Morgan Stanley	90,651
(13,391)	Morgan Stanley	Bank of America Merrill Lynch	(91,193)
5,637	Morgan Stanley	Barclays Bank	22,379
(11,170)	Morgan Stanley	Barclays Bank	(44,345)
2,381	Morgan Stanley	Goldman Sachs	9,484
(27,522)	Morgan Stanley	Goldman Sachs	(187,425)
26,908	Morgan Stanley	HSBC	108,044
(6,352)	Morgan Stanley	HSBC	(35,072)
3,772	Morningstar Inc	Bank of America Merrill Lynch	18,822
(3,481)	Morningstar Inc	Bank of America Merrill Lynch	(17,370)
(349)	Morningstar Inc	Barclays Bank	(3,036)
226	Morningstar Inc	Goldman Sachs	1,128
(1,677)	Morningstar Inc	Goldman Sachs	(8,368)
403	Morningstar Inc	HSBC	2,809
(1,978)	Morningstar Inc	Morgan Stanley	(17,209)
(4,191)	Morphic Holding Inc	Barclays Bank	2,766
(8,579)	Morphic Holding Inc	Goldman Sachs	(39,549)
(3,429)	Morphic Holding Inc	Morgan Stanley	2,263
57,697	Mosaic Co	Barclays Bank	25,387
2,659	Mosaic Co	Goldman Sachs	5,105
59,486	Mosaic Co	HSBC	5,354
65,833	Mosaic Co	Morgan Stanley	28,966
8,563	Motorcar Parts of America Inc	Bank of America Merrill Lynch	14,900
19,540	Motorcar Parts of America Inc	Barclays Bank	12,506
7,537	Motorcar Parts of America Inc	Goldman Sachs	13,114
19,716	Motorcar Parts of America Inc	HSBC	27,208
27,862	Motorcar Parts of America Inc	Morgan Stanley	17,832
8,646	Motorola Solutions Inc	Barclays Bank	3,666
4,467	Motorola Solutions Inc	Goldman Sachs	24,792
7,191	Motorola Solutions Inc	HSBC	40,847
7,243	Motorola Solutions Inc	Morgan Stanley	2,387
(6,344)	Movado Group Inc	Bank of America Merrill Lynch	(2,094)
(16,218)	Movado Group Inc	Barclays Bank	6,649
(13,412)	Movado Group Inc	Goldman Sachs	(4,426)
(6,770)	Movado Group Inc	HSBC	(3,453)
(27,040)	Movado Group Inc	Morgan Stanley	11,086
(7,952)	Mr Cooper Group Inc	Barclays Bank	(9,781)
(27,384)	Mr Cooper Group Inc	Goldman Sachs	(50,921)
(25,850)	Mr Cooper Group Inc	HSBC	(42,355)
(60,796)	Mr Cooper Group Inc	Morgan Stanley	(74,779)

保有高	銘柄	取引相手	未実現評価益/ (損) (米ドル)
	米国(続き)		
35,405	MRC Global Inc	Bank of America Merrill Lynch	38,591
21,919	MRC Global Inc	Barclays Bank	8,329
25,613	MRC Global Inc	Goldman Sachs	27,918
41,086	MRC Global Inc	HSBC	32,869
30,086	MRC Global Inc	Morgan Stanley	11,433
206	MSA Safety Inc	Bank of America Merrill Lynch	1,055
2,201	MSA Safety Inc	Barclays Bank	7,858
2,246	MSA Safety Inc	Goldman Sachs	11,500
8,056	MSA Safety Inc	HSBC	(22,203)
(11,023)	MSA Safety Inc	HSBC	27,006
1,269	MSA Safety Inc	Morgan Stanley	4,530
2,518	MSC Industrial Direct Co Inc 'A'	Bank of America Merrill Lynch	23,216
5,097	MSC Industrial Direct Co Inc 'A'	Barclays Bank	21,254
4,001	MSC Industrial Direct Co Inc 'A'	Goldman Sachs	36,889
17,912	MSC Industrial Direct Co Inc 'A'	HSBC	160,670
21,329	MSC Industrial Direct Co Inc 'A'	Morgan Stanley	88,942
(1,945)	MSCI Inc	Bank of America Merrill Lynch	15,818
(961)	MSCI Inc	Barclays Bank	8,101
(1,239)	MSCI Inc	Goldman Sachs	18,072
(673)	MSCI Inc	HSBC	2,719
(3,773)	MSCI Inc	Morgan Stanley	31,806
4,263	MSCI Inc	Morgan Stanley	66,876
12,427	MSG Networks Inc 'A'	Bank of America Merrill Lynch	7,332
7,153	MSG Networks Inc 'A'	Barclays Bank	(5,222)
46,932	MSG Networks Inc 'A'	Goldman Sachs	27,690
10,226	MSG Networks Inc 'A'	HSBC	8,385
22,029	MSG Networks Inc 'A'	Morgan Stanley	(16,081)
(9,523)	MTS Systems Corp	Goldman Sachs	(37,616)
(6,082)	MTS Systems Corp	HSBC	3,892
(16,757)	MTS Systems Corp	Morgan Stanley	(19,103)
(19,834)	Mueller Industries Inc	Bank of America Merrill Lynch	(80,328)
(10,984)	Mueller Industries Inc	Barclays Bank	(13,291)
(17,642)	Mueller Industries Inc	Goldman Sachs	(68,482)
(37,090)	Mueller Industries Inc	HSBC	(28,495)
(58,851)	Mueller Industries Inc	Morgan Stanley	(71,210)
(38,687)	Mueller Water Products Inc 'A'	Bank of America Merrill Lynch	(37,140)
(123,969)	Mueller Water Products Inc 'A'	Barclays Bank	(38,431)
(95,249)	Mueller Water Products Inc 'A'	Goldman Sachs	(91,439)
(55,072)	Mueller Water Products Inc 'A'	HSBC	(4,956)
(40,120)	Mueller Water Products Inc 'A'	Morgan Stanley	(12,438)
1,630	Murphy Oil Corp	Bank of America Merrill Lynch	1,434
(13,911)	Murphy Oil Corp	Bank of America Merrill Lynch	(12,242)
13,249	Murphy Oil Corp	Barclays Bank	(1,325)
(11,228)	Murphy Oil Corp	Barclays Bank	1,123
26,928	Murphy Oil Corp	Goldman Sachs	23,697

保有高	銘柄	取引相手	未実現評価益/ (損) (米ドル)
	米国(続き)		
4,906	Murphy Oil Corp	HSBC	2,257
6,627	Murphy Oil Corp	Morgan Stanley	(663)
(2,372)	Murphy USA Inc	Barclays Bank	8,871
(3,050)	Murphy USA Inc	Goldman Sachs	(1,891)
(9,076)	Murphy USA Inc	HSBC	15,066
(13,375)	Murphy USA Inc	Morgan Stanley	50,023
(14,410)	Mustang Bio Inc	Bank of America Merrill Lynch	(11,528)
(7,937)	Mustang Bio Inc	Barclays Bank	(3,651)
(21,072)	Mustang Bio Inc	Goldman Sachs	(16,858)
(6,463)	Mustang Bio Inc	HSBC	(4,847)
(14,258)	MVB Financial Corp	Barclays Bank	(5,846)
(8,590)	MVB Financial Corp	Goldman Sachs	(12,799)
(5,108)	MVB Financial Corp	Morgan Stanley	(2,094)
(78,477)	Myers Industries Inc	Bank of America Merrill Lynch	(99,666)
(5,450)	Myers Industries Inc	Barclays Bank	(1,908)
(11,368)	Myers Industries Inc	Goldman Sachs	(14,437)
(6,738)	Myers Industries Inc	HSBC	(7,816)
(17,203)	Myers Industries Inc	Morgan Stanley	(6,021)
29,059	Mylan NV	Bank of America Merrill Lynch	51,289
1,612	Mylan NV	Barclays Bank	2,071
27,610	Mylan NV	Goldman Sachs	48,732
15,275	Mylan NV	HSBC	(9,852)
22,615	Mylan NV	Morgan Stanley	29,060
(658)	MyoKardia Inc	Bank of America Merrill Lynch	1,562
3,215	MyoKardia Inc	Barclays Bank	(14,628)
(1,100)	MyoKardia Inc	Barclays Bank	(1,715)
(5,955)	MyoKardia Inc	Goldman Sachs	80,532
(10,171)	MyoKardia Inc	Morgan Stanley	46,723
21,312	MYR Group Inc	Bank of America Merrill Lynch	77,363
6,268	MYR Group Inc	Barclays Bank	8,838
13,432	MYR Group Inc	Goldman Sachs	48,758
3,669	MYR Group Inc	HSBC	3,155
16,565	MYR Group Inc	Morgan Stanley	23,357
(6,642)	Myriad Genetics Inc	Bank of America Merrill Lynch	2,458
(11,226)	Myriad Genetics Inc	Goldman Sachs	4,154
(12,562)	Myriad Genetics Inc	HSBC	3,266
(37,210)	Myriad Genetics Inc	Morgan Stanley	13,768
(128)	Nabors Industries Ltd	Bank of America Merrill Lynch	(2,939)
(9,577)	Nabors Industries Ltd	Barclays Bank	(132,153)
(2,683)	Nabors Industries Ltd	Goldman Sachs	(61,599)
(282)	Nabors Industries Ltd	HSBC	(7,287)
(501)	Nabors Industries Ltd	Morgan Stanley	(6,913)
4,499	NanoString Technologies Inc	Bank of America Merrill Lynch	(5,894)
2,481	NanoString Technologies Inc	Barclays Bank	(3,126)
4,823	NanoString Technologies Inc	HSBC	(5,161)

保有高	銘柄	取引相手	未実現評価益/ (損) (米ドル)
	米国(続き)		
9,892	NanoString Technologies Inc	Morgan Stanley	(12,464)
(55,389)	NantKwest Inc	Barclays Bank	(60,374)
(6,930)	NantKwest Inc	Goldman Sachs	(16,043)
(9,939)	Napco Security Technologies Inc	Goldman Sachs	(3,081)
(21,422)	Napco Security Technologies Inc	HSBC	14,567
(4,136)	Napco Security Technologies Inc	Morgan Stanley	(1,034)
3,352	Nasdaq Inc	Bank of America Merrill Lynch	9,246
8,653	Nasdaq Inc	Barclays Bank	12,325
3,647	Nasdaq Inc	Goldman Sachs	17,652
2,017	Nasdaq Inc	HSBC	11,723
5,906	Nasdaq Inc	Morgan Stanley	9,331
(518)	Natera Inc	Bank of America Merrill Lynch	839
1,268	Natera Inc	Bank of America Merrill Lynch	(1,126)
(3,176)	Natera Inc	Barclays Bank	4,406
(4,122)	Natera Inc	Goldman Sachs	7,154
2,359	Natera Inc	Goldman Sachs	(3,723)
6,380	Natera Inc	HSBC	1,085
5,901	Natera Inc	Morgan Stanley	(10,209)
2,602	Nathan ' s Famous Inc	Bank of America Merrill Lynch	7,988
994	Nathan ' s Famous Inc	Barclays Bank	3,578
883	Nathan ' s Famous Inc	Goldman Sachs	2,711
400	Nathan ' s Famous Inc	HSBC	(1,176)
1,965	Nathan ' s Famous Inc	Morgan Stanley	7,074
600	National Bank Holdings Corp ' A '	Bank of America Merrill Lynch	1,608
8,252	National Bank Holdings Corp ' A '	Goldman Sachs	22,115
12,694	National Bank Holdings Corp ' A '	HSBC	5,458
23,901	National Bank Holdings Corp ' A '	Morgan Stanley	18,165
(729)	National Bankshares Inc	Barclays Bank	(1,706)
(1,171)	National Bankshares Inc	Goldman Sachs	(4,473)
(12,807)	National Bankshares Inc	Morgan Stanley	(29,968)
3,320	National Beverage Corp	Bank of America Merrill Lynch	10,325
1,403	National Beverage Corp	Barclays Bank	449
587	National Beverage Corp	Goldman Sachs	1,826
12,467	National Beverage Corp	HSBC	46,253
12,423	National Beverage Corp	Morgan Stanley	3,975
(6,310)	National CineMedia Inc	Bank of America Merrill Lynch	(568)
(54,263)	National CineMedia Inc	Goldman Sachs	(4,884)
(12,528)	National CineMedia Inc	HSBC	6,139
(16,418)	National CineMedia Inc	Morgan Stanley	328
9,508	National Energy Services Reunited Corp	Goldman Sachs	11,505
24,365	National Energy Services Reunited Corp	Morgan Stanley	2,924
(17,204)	National Fuel Gas Co	Bank of America Merrill Lynch	(17,833)
(4,070)	National Fuel Gas Co	Barclays Bank	3,582
(5,009)	National Fuel Gas Co	Goldman Sachs	(1,942)
(3,597)	National Fuel Gas Co	HSBC	4,208

保有高	銘柄	取引相手	未実現評価益/ (損) (米ドル)
	米国(続き)		
(35,297)	National Fuel Gas Co	Morgan Stanley	31,061
9,538	National General Holdings Corp	Barclays Bank	6,581
18,251	National General Holdings Corp	Goldman Sachs	48,913
25,942	National General Holdings Corp	HSBC	22,829
93,153	National General Holdings Corp	Morgan Stanley	64,276
(17,834)	National Health Investors Inc (REIT)	Bank of America Merrill Lynch	(164,073)
1,576	National Health Investors Inc (REIT)	Bank of America Merrill Lynch	14,499
1,517	National Health Investors Inc (REIT)	Barclays Bank	4,490
(2,302)	National Health Investors Inc (REIT)	Barclays Bank	(6,814)
9,179	National Health Investors Inc (REIT)	Goldman Sachs	84,447
713	National Health Investors Inc (REIT)	HSBC	2,310
(7,366)	National Health Investors Inc (REIT)	HSBC	(23,866)
1,033	National Health Investors Inc (REIT)	Morgan Stanley	3,058
(17,914)	National Health Investors Inc (REIT)	Morgan Stanley	(53,025)
(387)	National HealthCare Corp	Bank of America Merrill Lynch	(3,766)
(5,261)	National HealthCare Corp	Barclays Bank	(15,573)
(4,216)	National HealthCare Corp	Goldman Sachs	(41,022)
(7,223)	National HealthCare Corp	HSBC	(10,979)
(374)	National HealthCare Corp	Morgan Stanley	(1,107)
926	National Instruments Corp	Bank of America Merrill Lynch	2,084
2,269	National Instruments Corp	Barclays Bank	487
17,275	National Instruments Corp	Goldman Sachs	37,482
8,642	National Instruments Corp	HSBC	5,382
62,069	National Instruments Corp	Morgan Stanley	52,900
2,131	National Oilwell Varco Inc	Bank of America Merrill Lynch	2,152
(6,869)	National Oilwell Varco Inc	Bank of America Merrill Lynch	(6,938)
15,034	National Oilwell Varco Inc	Barclays Bank	6,615
(32,990)	National Oilwell Varco Inc	Barclays Bank	(14,516)
16,893	National Oilwell Varco Inc	Goldman Sachs	17,062
149	National Oilwell Varco Inc	HSBC	(98)
(6,041)	National Oilwell Varco Inc	HSBC	3,987
37,107	National Oilwell Varco Inc	Morgan Stanley	16,327
(42,897)	National Oilwell Varco Inc	Morgan Stanley	(18,875)
(5,510)	National Presto Industries Inc	Bank of America Merrill Lynch	(44,336)
(2,226)	National Presto Industries Inc	Goldman Sachs	(18,609)
(2,556)	National Presto Industries Inc	Morgan Stanley	(10,965)
3,464	National Research Corp	Bank of America Merrill Lynch	13,995
4,094	National Research Corp	Barclays Bank	6,059
6,902	National Research Corp	Goldman Sachs	27,884
1,543	National Research Corp	HSBC	(5,184)
14,093	National Research Corp	Morgan Stanley	20,858
26,608	National Retail Properties Inc (REIT)	Bank of America Merrill Lynch	83,815
1,282	National Retail Properties Inc (REIT)	Barclays Bank	474
26,714	National Retail Properties Inc (REIT)	Morgan Stanley	9,884
6,986	National Storage Affiliates Trust (REIT)	Barclays Bank	18,583

保有高	銘柄	取引相手	未実現評価益/ (損) (米ドル)
	米国(続き)		
13,559	National Storage Affiliates Trust (REIT)	Goldman Sachs	68,879
32,050	National Storage Affiliates Trust (REIT)	HSBC	(2,244)
49,504	National Storage Affiliates Trust (REIT)	Morgan Stanley	131,681
(1,155)	National Vision Holdings Inc	Bank of America Merrill Lynch	(1,544)
2,168	National Vision Holdings Inc	Bank of America Merrill Lynch	4,618
2,144	National Vision Holdings Inc	Goldman Sachs	1,561
(11,766)	National Vision Holdings Inc	Goldman Sachs	(25,062)
9,240	National Vision Holdings Inc	HSBC	6
(1,497)	National Vision Holdings Inc	Morgan Stanley	(1,751)
9,120	National Vision Holdings Inc	Morgan Stanley	10,670
392	National Western Life Group Inc 'A'	Bank of America Merrill Lynch	9,541
1,423	National Western Life Group Inc 'A'	Barclays Bank	9,107
551	National Western Life Group Inc 'A'	Goldman Sachs	13,411
347	National Western Life Group Inc 'A'	HSBC	7,287
826	National Western Life Group Inc 'A'	Morgan Stanley	5,286
767	Natural Gas Services Group Inc	Bank of America Merrill Lynch	683
6,407	Natural Gas Services Group Inc	Barclays Bank	1,089
35,060	Natural Gas Services Group Inc	Goldman Sachs	31,203
17,402	Natural Gas Services Group Inc	HSBC	9,397
47,538	Natural Gas Services Group Inc	Morgan Stanley	8,081
12,815	Natural Grocers by Vitamin Cottage Inc	Bank of America Merrill Lynch	(5,767)
5,926	Natural Grocers by Vitamin Cottage Inc	Barclays Bank	-
25,241	Natural Grocers by Vitamin Cottage Inc	Goldman Sachs	(11,358)
5,044	Natural Grocers by Vitamin Cottage Inc	HSBC	(7,213)
20,609	Natural Grocers by Vitamin Cottage Inc	Morgan Stanley	-
18,573	Natural Health Trends Corp	Goldman Sachs	19,130
32,453	Natural Health Trends Corp	Morgan Stanley	22,717
(35,016)	Nature's Sunshine Products Inc	Bank of America Merrill Lynch	(16,107)
(13,884)	Natus Medical Inc	Bank of America Merrill Lynch	(1,250)
(6,848)	Natus Medical Inc	Barclays Bank	(4,520)
(7,641)	Natus Medical Inc	Goldman Sachs	(688)
(7,958)	Natus Medical Inc	HSBC	12,613
(12,609)	Natus Medical Inc	Morgan Stanley	(8,322)
21,961	Nautilus Inc	Goldman Sachs	(3,075)
6,433	Nautilus Inc	Morgan Stanley	257
(37,432)	Navient Corp	Bank of America Merrill Lynch	(28,823)
(10,641)	Navient Corp	Barclays Bank	(5,108)
(3,022)	Navient Corp	Goldman Sachs	(2,327)
(17,094)	Navient Corp	HSBC	5,470
(26,906)	Navient Corp	Morgan Stanley	(12,915)
7,288	Navigator Holdings Ltd	Bank of America Merrill Lynch	(729)
20,835	Navigator Holdings Ltd	Barclays Bank	(3,750)
7,527	Navigator Holdings Ltd	Goldman Sachs	(753)
10,493	Navigator Holdings Ltd	HSBC	(8,289)
200	Navigator Holdings Ltd	Morgan Stanley	(36)

保有高	銘柄	取引相手	未実現評価益/ (損) (米ドル)
	米国(続き)		
(7,456)	Navistar International Corp	Bank of America Merrill Lynch	(7,352)
(38,948)	Navistar International Corp	Barclays Bank	29,990
(828)	Navistar International Corp	HSBC	(50)
(21,883)	Navistar International Corp	Morgan Stanley	16,850
(3,221)	NBT Bancorp Inc	Bank of America Merrill Lynch	(11,274)
(1,179)	NBT Bancorp Inc	Goldman Sachs	(1,668)
(52,868)	NBT Bancorp Inc	HSBC	21,329
(35,576)	NBT Bancorp Inc	Morgan Stanley	(41,980)
8,369	NCR Corp	Bank of America Merrill Lynch	18,412
11,142	NCR Corp	Barclays Bank	7,354
23,493	NCR Corp	Goldman Sachs	51,684
21,086	NCR Corp	HSBC	(21,592)
18,978	NCR Corp	Morgan Stanley	12,526
4,525	NCS Multistage Holdings Inc	Bank of America Merrill Lynch	430
54,454	NCS Multistage Holdings Inc	Goldman Sachs	5,173
5,530	Neenah Inc	Bank of America Merrill Lynch	34,673
587	Neenah Inc	Barclays Bank	252
12,394	Neenah Inc	Goldman Sachs	75,764
19,988	Neenah Inc	HSBC	40,776
16,358	Neenah Inc	Morgan Stanley	7,034
(10,511)	Nektar Therapeutics	Barclays Bank	12,613
(1,293)	Nektar Therapeutics	Goldman Sachs	894
(20,649)	Nektar Therapeutics	HSBC	(22,094)
(9,204)	Nektar Therapeutics	Morgan Stanley	11,045
6,293	Nelnet Inc 'A'	Bank of America Merrill Lynch	31,717
6,367	Nelnet Inc 'A'	Barclays Bank	3,884
2,933	Nelnet Inc 'A'	Goldman Sachs	14,782
7,145	Nelnet Inc 'A'	HSBC	31,009
3,026	Nelnet Inc 'A'	Morgan Stanley	1,846
(2,947)	Neogen Corp	Barclays Bank	(11,198)
(5,732)	Neogen Corp	Goldman Sachs	(34,793)
(7,732)	Neogen Corp	HSBC	(31,933)
(17,006)	Neogen Corp	Morgan Stanley	(64,623)
3,618	NeoGenomics Inc	Bank of America Merrill Lynch	(3,437)
22,538	NeoGenomics Inc	Barclays Bank	(17,128)
19,945	NeoGenomics Inc	Goldman Sachs	(18,948)
12,571	NeoGenomics Inc	HSBC	(8,738)
28,524	NeoGenomics Inc	Morgan Stanley	(21,678)
(3,940)	Neoleukin Therapeutics Inc	Bank of America Merrill Lynch	4,452
(11,670)	Neoleukin Therapeutics Inc	Barclays Bank	8,519
(1,728)	Neoleukin Therapeutics Inc	Goldman Sachs	1,953
(3,007)	Neoleukin Therapeutics Inc	HSBC	6,525
(7,927)	Neoleukin Therapeutics Inc	Morgan Stanley	5,787
(9,117)	NeoPhotonics Corp	Bank of America Merrill Lynch	(7,658)
(12,127)	NeoPhotonics Corp	Barclays Bank	(2,547)

保有高	銘柄	取引相手	未実現評価益/ (損) (米ドル)
	米国(続き)		
(11,972)	NeoPhotonics Corp	Goldman Sachs	(10,056)
(12,485)	NeoPhotonics Corp	HSBC	3,746
(27,092)	NeoPhotonics Corp	Morgan Stanley	(5,689)
5,917	Nesco Holdings Inc	Barclays Bank	444
6,823	Nesco Holdings Inc	Goldman Sachs	5,288
15,701	Nesco Holdings Inc	HSBC	4,632
12,606	Nesco Holdings Inc	Morgan Stanley	945
13,168	NetApp Inc	Bank of America Merrill Lynch	20,147
15,435	NetApp Inc	Barclays Bank	(12,733)
5,527	NetApp Inc	Goldman Sachs	8,456
31,478	NetApp Inc	HSBC	(25,875)
25,915	NetApp Inc	Morgan Stanley	(19,955)
775	Netflix Inc	HSBC	(14,291)
380	Netflix Inc	Morgan Stanley	(4,640)
18,931	NETGEAR Inc	Bank of America Merrill Lynch	24,989
5,411	NETGEAR Inc	Barclays Bank	(1,407)
19,912	NETGEAR Inc	Goldman Sachs	26,284
840	NETGEAR Inc	HSBC	882
7,630	NETGEAR Inc	Morgan Stanley	(1,984)
(21,015)	NetScout Systems Inc	Bank of America Merrill Lynch	(72,458)
(5,425)	NetScout Systems Inc	Barclays Bank	(3,906)
(22,667)	NetScout Systems Inc	Goldman Sachs	(76,129)
(38,127)	NetScout Systems Inc	HSBC	(32,410)
(17,446)	NetScout Systems Inc	Morgan Stanley	(12,561)
(14,331)	Neubase Therapeutics Inc	Bank of America Merrill Lynch	(1,003)
(4,754)	Neubase Therapeutics Inc	Barclays Bank	1,807
(670)	NeuroBo Pharmaceuticals Inc	Barclays Bank	462
(4,063)	NeuroBo Pharmaceuticals Inc	Goldman Sachs	447
(3,367)	Neurocrine Biosciences Inc	Bank of America Merrill Lynch	(13,316)
(9,731)	Neurocrine Biosciences Inc	Barclays Bank	35,221
(4,401)	Neurocrine Biosciences Inc	Goldman Sachs	(9,755)
(3,286)	Neurocrine Biosciences Inc	HSBC	(33,534)
(11,105)	Neurocrine Biosciences Inc	Morgan Stanley	40,098
7,000	Neuronetics Inc	Bank of America Merrill Lynch	(1,610)
22,579	Neuronetics Inc	Barclays Bank	(2,484)
41,294	Neuronetics Inc	Goldman Sachs	(9,498)
(1,245)	Nevro Corp	Bank of America Merrill Lynch	(12,525)
(4,091)	Nevro Corp	Barclays Bank	7,323
(8,054)	Nevro Corp	HSBC	(22,793)
(6,828)	Nevro Corp	Morgan Stanley	12,223
(124,086)	New Age Beverages Corp	Goldman Sachs	(22,335)
(30,056)	New Age Beverages Corp	HSBC	4,809
(5,750)	New Fortress Energy LLC	Barclays Bank	1,380
(20,600)	New Fortress Energy LLC	Morgan Stanley	4,944
38,829	New Jersey Resources Corp	Bank of America Merrill Lynch	160,641

保有高	銘柄	取引相手	未実現評価益/ (損) (米ドル)
	米国(続き)		
65,358	New Jersey Resources Corp	Barclays Bank	64,704
64,335	New Jersey Resources Corp	Goldman Sachs	292,725
49,410	New Jersey Resources Corp	HSBC	(24,866)
83,572	New Jersey Resources Corp	Morgan Stanley	82,736
7,192	New Relic Inc	Bank of America Merrill Lynch	9,206
8,417	New Relic Inc	Barclays Bank	11,447
15,131	New Relic Inc	Goldman Sachs	19,368
3,771	New Relic Inc	HSBC	24,964
4,313	New Relic Inc	Morgan Stanley	5,865
49,287	New Residential Investment Corp (REIT)	Barclays Bank	14,293
(24,940)	New Residential Investment Corp (REIT)	HSBC	(17,209)
(54,330)	New Residential Investment Corp (REIT)	Morgan Stanley	(15,756)
(24,455)	New Senior Investment Group Inc (REIT)	Bank of America Merrill Lynch	(13,450)
(23,343)	New Senior Investment Group Inc (REIT)	Barclays Bank	(3,035)
(67,599)	New Senior Investment Group Inc (REIT)	Goldman Sachs	(37,179)
(42,667)	New Senior Investment Group Inc (REIT)	HSBC	(9,715)
(26,700)	New Senior Investment Group Inc (REIT)	Morgan Stanley	(3,471)
(28,095)	New York Community Bancorp Inc	Bank of America Merrill Lynch	(32,029)
(12,787)	New York Community Bancorp Inc	Barclays Bank	(12,403)
(26,177)	New York Community Bancorp Inc	Goldman Sachs	(28,256)
(7,565)	New York Community Bancorp Inc	HSBC	(303)
(41,792)	New York Community Bancorp Inc	Morgan Stanley	(40,539)
(214,755)	New York Mortgage Trust Inc (REIT)	Bank of America Merrill Lynch	(92,345)
(143,037)	New York Mortgage Trust Inc (REIT)	Barclays Bank	(11,443)
(41,185)	New York Mortgage Trust Inc (REIT)	Goldman Sachs	(17,710)
(131,605)	New York Mortgage Trust Inc (REIT)	Morgan Stanley	(10,528)
1,047	New York Times Co 'A'	Bank of America Merrill Lynch	2,565
6,275	New York Times Co 'A'	Barclays Bank	5,773
(1,484)	New York Times Co 'A'	Barclays Bank	(1,365)
(2,029)	New York Times Co 'A'	Goldman Sachs	(916)
7,144	New York Times Co 'A'	HSBC	24,575
(3,348)	New York Times Co 'A'	HSBC	(11,517)
10,497	New York Times Co 'A'	Morgan Stanley	9,657
(11,244)	New York Times Co 'A'	Morgan Stanley	(10,344)
(8,481)	Newell Brands Inc	Bank of America Merrill Lynch	(13,315)
(7,005)	Newell Brands Inc	Barclays Bank	(3,432)
(14,244)	Newell Brands Inc	Goldman Sachs	(22,363)
(22,630)	Newell Brands Inc	HSBC	(19,462)
(35,620)	Newell Brands Inc	Morgan Stanley	(17,454)
(64,443)	Newmark Group Inc 'A'	Bank of America Merrill Lynch	(59,287)
(43,802)	Newmark Group Inc 'A'	Barclays Bank	(32,852)
(48,509)	Newmark Group Inc 'A'	Goldman Sachs	(44,628)
(24,453)	Newmark Group Inc 'A'	HSBC	(7,580)
(7,874)	Newmark Group Inc 'A'	Morgan Stanley	(5,906)
828	NewMarket Corp	Bank of America Merrill Lynch	15,136

保有高	銘柄	取引相手	未実現評価益/ (損) (米ドル)
	米国(続き)		
(325)	NewMarket Corp	Bank of America Merrill Lynch	(5,941)
577	NewMarket Corp	Barclays Bank	2,475
(742)	NewMarket Corp	Barclays Bank	(3,183)
1,071	NewMarket Corp	Goldman Sachs	19,578
(792)	NewMarket Corp	Goldman Sachs	(14,478)
1,219	NewMarket Corp	HSBC	14,908
(1,450)	NewMarket Corp	HSBC	(17,734)
426	NewMarket Corp	Morgan Stanley	1,828
(990)	NewMarket Corp	Morgan Stanley	(4,247)
(21,626)	Newmont Corp	Bank of America Merrill Lynch	187,065
(9,648)	Newmont Corp	Barclays Bank	25,248
9,791	Newmont Corp	Goldman Sachs	(15,475)
(46,983)	Newmont Corp	HSBC	249,010
19,753	Newmont Corp	HSBC	(98,020)
6,427	Newmont Corp	Morgan Stanley	(24,423)
(49,561)	Newpark Resources Inc	Bank of America Merrill Lynch	(25,772)
(9,482)	Newpark Resources Inc	Barclays Bank	(853)
(6,608)	Newpark Resources Inc	Goldman Sachs	(3,436)
(21,256)	Newpark Resources Inc	HSBC	(10,821)
(17,211)	Newpark Resources Inc	Morgan Stanley	(1,549)
(2,353)	News Corp 'A'	Barclays Bank	(800)
(4,139)	News Corp 'A'	Goldman Sachs	(4,098)
(10,101)	News Corp 'A'	HSBC	(10,560)
(254,912)	News Corp 'A'	Morgan Stanley	(86,670)
(90,244)	News Corp 'B'	Bank of America Merrill Lynch	(90,244)
(14,670)	News Corp 'B'	HSBC	(11,149)
(51,538)	News Corp 'B'	Morgan Stanley	(19,584)
3,075	NexPoint Residential Trust Inc (REIT)	Barclays Bank	738
14,332	NexPoint Residential Trust Inc (REIT)	HSBC	(14,762)
21,402	NexPoint Residential Trust Inc (REIT)	Morgan Stanley	5,136
418	Nexstar Media Group Inc 'A'	Bank of America Merrill Lynch	3,457
1,571	Nexstar Media Group Inc 'A'	Barclays Bank	1,885
6,535	Nexstar Media Group Inc 'A'	Goldman Sachs	54,045
3,833	Nexstar Media Group Inc 'A'	HSBC	10,771
12,382	Nexstar Media Group Inc 'A'	Morgan Stanley	14,858
(1,967)	NextCure Inc	Bank of America Merrill Lynch	6,334
(3,673)	NextCure Inc	Barclays Bank	3,085
(3,218)	NextCure Inc	Goldman Sachs	10,362
(627)	NextCure Inc	HSBC	3,586
(4,333)	NextCure Inc	Morgan Stanley	3,640
(2,460)	NextEra Energy Inc	Bank of America Merrill Lynch	(56,616)
(3,525)	NextEra Energy Inc	Barclays Bank	(66,588)
(699)	NextEra Energy Inc	Goldman Sachs	(17,524)
(9,207)	NextEra Energy Inc	HSBC	(213,510)
(15,584)	NextEra Energy Inc	Morgan Stanley	(297,187)

保有高	銘柄	取引相手	未実現評価益/ (損) (米ドル)
	米国(続き)		
21,295	NextGen Healthcare Inc	Bank of America Merrill Lynch	20,976
2,288	NextGen Healthcare Inc	Barclays Bank	915
30,408	NextGen Healthcare Inc	Goldman Sachs	29,952
23,335	NextGen Healthcare Inc	HSBC	2,418
8,503	NextGen Healthcare Inc	Morgan Stanley	3,401
10,728	NexTier Oilfield Solutions Inc	Barclays Bank	751
42,004	NexTier Oilfield Solutions Inc	Goldman Sachs	21,002
25,425	NexTier Oilfield Solutions Inc	Morgan Stanley	1,780
8,788	NGM Biopharmaceuticals Inc	Barclays Bank	(2,988)
2,033	NGM Biopharmaceuticals Inc	Goldman Sachs	(4,473)
10,756	NGM Biopharmaceuticals Inc	HSBC	(18,608)
9,606	NGM Biopharmaceuticals Inc	Morgan Stanley	(3,266)
10,996	NI Holdings Inc	Bank of America Merrill Lynch	18,803
14,031	NI Holdings Inc	Barclays Bank	4,630
16,091	NI Holdings Inc	Goldman Sachs	27,516
16,197	NI Holdings Inc	HSBC	4,211
6,252	NI Holdings Inc	Morgan Stanley	2,063
(2,098)	NIC Inc	Bank of America Merrill Lynch	(3,378)
(19,272)	NIC Inc	Barclays Bank	(4,625)
(51,896)	NIC Inc	Goldman Sachs	(79,751)
(18,115)	NIC Inc	HSBC	(6,841)
(18,395)	NIC Inc	Morgan Stanley	(4,415)
27,771	Nicholas Financial Inc	Bank of America Merrill Lynch	(7,359)
(2,084)	Nicolet Bankshares Inc	Bank of America Merrill Lynch	(10,475)
(8,889)	Nicolet Bankshares Inc	Barclays Bank	(19,623)
(7,622)	Nicolet Bankshares Inc	Goldman Sachs	(45,198)
(8,215)	Nicolet Bankshares Inc	HSBC	(19,456)
(4,672)	Nicolet Bankshares Inc	Morgan Stanley	(11,353)
(25,947)	Nielsen Holdings Plc	Barclays Bank	(16,866)
(33,281)	Nielsen Holdings Plc	HSBC	(2,995)
(31,434)	Nielsen Holdings Plc	Morgan Stanley	(20,432)
6,582	NIKE Inc 'B'	Bank of America Merrill Lynch	60,611
1,495	NIKE Inc 'B'	Barclays Bank	6,742
11,843	NIKE Inc 'B'	Goldman Sachs	133,471
45,278	NIKE Inc 'B'	HSBC	344,820
1,379	NIKE Inc 'B'	Morgan Stanley	6,219
(37,962)	NiSource Inc	Bank of America Merrill Lynch	(48,154)
(56,474)	NiSource Inc	Barclays Bank	(35,578)
(6,958)	NiSource Inc	Goldman Sachs	(9,393)
(85,571)	NiSource Inc	HSBC	(38,507)
(146,320)	NiSource Inc	Morgan Stanley	(92,181)
(25,535)	NL Industries Inc	Bank of America Merrill Lynch	(4,341)
(8,386)	NL Industries Inc	Goldman Sachs	(1,426)
(38,141)	nLight Inc	Morgan Stanley	46,532
(19,555)	NMI Holdings Inc 'A'	Goldman Sachs	(49,662)

保有高	銘柄	取引相手	未実現評価益/ (損) (米ドル)
	米国(続き)		
(16,243)	NMI Holdings Inc 'A'	Morgan Stanley	(13,319)
(36,444)	NN Inc	Bank of America Merrill Lynch	(39,177)
(29,250)	NN Inc	Barclays Bank	(2,340)
(23,701)	NN Inc	Goldman Sachs	(25,479)
(8,618)	NN Inc	HSBC	(11,548)
(14,139)	NN Inc	Morgan Stanley	(1,131)
(164,853)	Noble Corp Plc	Barclays Bank	3,577
(84,995)	Noble Corp Plc	Goldman Sachs	3,009
(174,685)	Noble Corp Plc	HSBC	14,481
(57,254)	Noble Corp Plc	Morgan Stanley	1,242
37,178	Noble Energy Inc	Barclays Bank	(35,877)
9,759	Noble Energy Inc	Goldman Sachs	4,538
48,291	Noble Energy Inc	HSBC	(43,220)
38,686	Noble Energy Inc	Morgan Stanley	(37,332)
(16,633)	Nomad Foods Ltd	Bank of America Merrill Lynch	14,743
(25,112)	Nomad Foods Ltd	Barclays Bank	5,022
(9,038)	Nomad Foods Ltd	Goldman Sachs	4,909
(5,026)	Nomad Foods Ltd	HSBC	2,953
(14,534)	Noodles & Co	Bank of America Merrill Lynch	(19,476)
(26,810)	Noodles & Co	Barclays Bank	(18,767)
(13,283)	Noodles & Co	Goldman Sachs	(17,799)
(18,533)	Noodles & Co	Morgan Stanley	(12,973)
9,983	Nordic American Tankers Ltd	Bank of America Merrill Lynch	(5,191)
36,937	Nordic American Tankers Ltd	Morgan Stanley	1,108
(1,950)	Nordson Corp	Bank of America Merrill Lynch	(43,505)
834	Nordson Corp	Bank of America Merrill Lynch	18,607
(1,667)	Nordson Corp	Barclays Bank	(17,720)
658	Nordson Corp	Barclays Bank	6,995
(1,634)	Nordson Corp	Goldman Sachs	(36,455)
1,981	Nordson Corp	Goldman Sachs	44,196
(3,828)	Nordson Corp	HSBC	(70,665)
5,027	Nordson Corp	HSBC	92,798
(5,172)	Nordson Corp	Morgan Stanley	(54,978)
3,099	Nordson Corp	Morgan Stanley	32,942
(10,766)	Nordstrom Inc	Bank of America Merrill Lynch	(969)
4,075	Nordstrom Inc	Barclays Bank	3,260
11,625	Nordstrom Inc	Goldman Sachs	1,046
923	Nordstrom Inc	HSBC	(1,449)
5,352	Nordstrom Inc	Morgan Stanley	4,282
(1,582)	Nordstrom Inc	Morgan Stanley	(1,266)
(1,405)	Norfolk Southern Corp	Bank of America Merrill Lynch	(24,798)
(863)	Norfolk Southern Corp	Barclays Bank	(5,644)
(5,818)	Norfolk Southern Corp	Goldman Sachs	(74,757)
(9,782)	Norfolk Southern Corp	HSBC	(41,036)
(9,795)	Norfolk Southern Corp	Morgan Stanley	(64,059)

保有高	銘柄	取引相手	未実現評価益/ (損) (米ドル)
	米国(続き)		
(58,409)	Northeast Bank	Bank of America Merrill Lynch	(122,075)
(4,984)	Northeast Bank	HSBC	(4,286)
(2,705)	Northeast Bank	Morgan Stanley	730
(59,102)	Northern Oil and Gas Inc	Goldman Sachs	4,397
(20,677)	Northern Oil and Gas Inc	HSBC	(904)
(42,747)	Northern Oil and Gas Inc	Morgan Stanley	1,530
2,518	Northern Technologies International Corp	Bank of America Merrill Lynch	1,763
4,868	Northern Technologies International Corp	Goldman Sachs	3,408
7,528	Northern Technologies International Corp	Morgan Stanley	3,463
(4,582)	Northern Trust Corp	Bank of America Merrill Lynch	(36,381)
(852)	Northern Trust Corp	Barclays Bank	(4,422)
(1,065)	Northern Trust Corp	Goldman Sachs	(6,559)
(8,696)	Northern Trust Corp	HSBC	(26,783)
(6,435)	Northern Trust Corp	Morgan Stanley	(33,398)
(168,759)	Northfield Bancorp Inc	Bank of America Merrill Lynch	(202,511)
(1,930)	Northfield Bancorp Inc	Goldman Sachs	(2,316)
(13,691)	Northfield Bancorp Inc	Morgan Stanley	(5,613)
3,732	Northrim BanCorp Inc	Bank of America Merrill Lynch	17,988
22,799	Northrim BanCorp Inc	Barclays Bank	62,469
23,795	Northrim BanCorp Inc	Goldman Sachs	108,300
16,564	Northrim BanCorp Inc	HSBC	44,049
6,245	Northrim BanCorp Inc	Morgan Stanley	17,111
(9,297)	Northwest Bancshares Inc	Bank of America Merrill Lynch	(8,739)
(7,216)	Northwest Bancshares Inc	Barclays Bank	(2,309)
(75,066)	Northwest Bancshares Inc	Goldman Sachs	(70,562)
(34,585)	Northwest Bancshares Inc	HSBC	30,781
(18,319)	Northwest Bancshares Inc	Morgan Stanley	(5,862)
16,435	Northwest Natural Holding Co	Barclays Bank	1,479
20,962	Northwest Natural Holding Co	HSBC	(38,552)
46,876	Northwest Natural Holding Co	Morgan Stanley	4,219
(12,671)	Northwest Pipe Co	Bank of America Merrill Lynch	(50,987)
(5,661)	Northwest Pipe Co	Barclays Bank	(7,020)
(9,072)	Northwest Pipe Co	Goldman Sachs	(38,284)
(3,380)	Northwest Pipe Co	HSBC	(6,692)
(4,150)	Northwest Pipe Co	Morgan Stanley	(5,146)
17,427	NorthWestern Corp	Bank of America Merrill Lynch	78,836
55,048	NorthWestern Corp	Barclays Bank	69,361
49,998	NorthWestern Corp	Goldman Sachs	229,181
66,812	NorthWestern Corp	HSBC	81,354
95,911	NorthWestern Corp	Morgan Stanley	120,847
33,512	Norwegian Cruise Line Holdings Ltd	Morgan Stanley	54,289
(1,740)	Norwood Financial Corp	Bank of America Merrill Lynch	(3,532)
(2,074)	Norwood Financial Corp	Barclays Bank	(5,164)
(2,575)	Norwood Financial Corp	Goldman Sachs	(5,227)
(1,696)	Norwood Financial Corp	HSBC	441

保有高	銘柄	取引相手	未実現評価益/ (損) (米ドル)
	米国(続き)		
(2,825)	Norwood Financial Corp	Morgan Stanley	(7,034)
11,446	Novagold Resources Inc	Bank of America Merrill Lynch	(20,273)
12,476	Novagold Resources Inc	Barclays Bank	(21,958)
81,823	Novagold Resources Inc	HSBC	(135,926)
8,926	Novagold Resources Inc	Morgan Stanley	(456)
(2,806)	Novanta Inc	Bank of America Merrill Lynch	(26,881)
(2,520)	Novanta Inc	Barclays Bank	(4,662)
(5,466)	Novanta Inc	Goldman Sachs	(36,240)
(4,795)	Novanta Inc	HSBC	(65,020)
(13,663)	Novanta Inc	Morgan Stanley	(25,277)
13,895	Novavax Inc	Bank of America Merrill Lynch	19,036
1,139	Novavax Inc	Goldman Sachs	(7,591)
1,918	Novavax Inc	HSBC	(7,143)
13,792	Novavax Inc	Morgan Stanley	(18,346)
6,681	Novocure Ltd	Bank of America Merrill Lynch	15,233
3,916	Novocure Ltd	Barclays Bank	3,759
5,417	Novocure Ltd	Goldman Sachs	15,442
5,259	Novocure Ltd	HSBC	20,695
5,875	Novocure Ltd	Morgan Stanley	5,640
39,236	NOW Inc	Bank of America Merrill Lynch	46,298
63,542	NOW Inc	Barclays Bank	22,875
43,497	NOW Inc	Goldman Sachs	51,326
29,861	NOW Inc	HSBC	34,340
24,106	NOW Inc	Morgan Stanley	8,678
(9,314)	NRG Energy Inc	Bank of America Merrill Lynch	(27,705)
(49,659)	NRG Energy Inc	Barclays Bank	(3,973)
(31,384)	NRG Energy Inc	Goldman Sachs	(100,429)
(36,827)	NRG Energy Inc	HSBC	(111,586)
(25,102)	NRG Energy Inc	Morgan Stanley	(2,008)
(5,563)	Nu Skin Enterprises Inc 'A'	Bank of America Merrill Lynch	(14,296)
(15,481)	Nu Skin Enterprises Inc 'A'	Barclays Bank	(14,801)
(4,781)	Nu Skin Enterprises Inc 'A'	Goldman Sachs	(12,287)
(3,791)	Nu Skin Enterprises Inc 'A'	HSBC	(2,502)
(6,139)	Nu Skin Enterprises Inc 'A'	Morgan Stanley	(6,262)
(4,655)	Nuance Communications Inc	Bank of America Merrill Lynch	(12,941)
27,387	Nuance Communications Inc	Barclays Bank	35,877
(6,271)	Nuance Communications Inc	Barclays Bank	(8,215)
8,558	Nuance Communications Inc	Goldman Sachs	23,791
(59,807)	Nuance Communications Inc	Goldman Sachs	(166,263)
10,683	Nuance Communications Inc	HSBC	29,806
(7,980)	Nuance Communications Inc	HSBC	(22,264)
24,841	Nuance Communications Inc	Morgan Stanley	32,542
(15,770)	Nuance Communications Inc	Morgan Stanley	(18,781)
(25,693)	Nucor Corp	Bank of America Merrill Lynch	(86,328)
(22,883)	Nucor Corp	Barclays Bank	(44,622)

保有高	銘柄	取引相手	未実現評価益/ (損) (米ドル)
	米国(続き)		
(9,387)	Nucor Corp	Goldman Sachs	(31,541)
(21,918)	Nucor Corp	HSBC	16,877
(86,883)	Nucor Corp	Morgan Stanley	(169,422)
7,588	Nutanix Inc 'A'	Bank of America Merrill Lynch	26,217
(151)	Nutanix Inc 'A'	Bank of America Merrill Lynch	(522)
2,738	Nutanix Inc 'A'	Barclays Bank	(2,368)
(7,867)	Nutanix Inc 'A'	Barclays Bank	6,467
(1,498)	Nutanix Inc 'A'	Goldman Sachs	(5,176)
3,627	Nutanix Inc 'A'	HSBC	5,604
(1,825)	Nutanix Inc 'A'	HSBC	(2,820)
4,514	Nutanix Inc 'A'	Morgan Stanley	(3,905)
(13,611)	Nutanix Inc 'A'	Morgan Stanley	11,774
(3,637)	NuVasive Inc	Bank of America Merrill Lynch	(6,461)
(12,420)	NuVasive Inc	Barclays Bank	29,063
(275)	NuVasive Inc	Goldman Sachs	(921)
(15,031)	NuVasive Inc	HSBC	(129)
(24,059)	NuVasive Inc	Morgan Stanley	56,298
(534)	NV5 Global Inc	Bank of America Merrill Lynch	(3,791)
(743)	NV5 Global Inc	Barclays Bank	(2,838)
(9,901)	NV5 Global Inc	HSBC	(6,238)
(7,829)	NV5 Global Inc	Morgan Stanley	(29,907)
(3,582)	NVE Corp	Bank of America Merrill Lynch	(14,507)
(3,519)	NVE Corp	Barclays Bank	(7,918)
(4,093)	NVE Corp	Goldman Sachs	(16,577)
(1,851)	NVE Corp	HSBC	(1,944)
(452)	NVE Corp	Morgan Stanley	(1,017)
(25,322)	nVent Electric Plc	Barclays Bank	(5,064)
(29,195)	nVent Electric Plc	Goldman Sachs	(36,494)
(7,896)	nVent Electric Plc	HSBC	5,212
(34,458)	nVent Electric Plc	Morgan Stanley	(6,892)
(4,376)	NVIDIA Corp	Bank of America Merrill Lynch	(25,031)
(249)	NVIDIA Corp	Barclays Bank	1,088
530	NVIDIA Corp	Goldman Sachs	3,032
769	NVIDIA Corp	HSBC	25,262
(963)	NVIDIA Corp	HSBC	(34,715)
4,021	NVIDIA Corp	Morgan Stanley	(63,130)
(320)	NVIDIA Corp	Morgan Stanley	5,024
(62)	NVR Inc	Bank of America Merrill Lynch	(26,964)
(50)	NVR Inc	Barclays Bank	(4,805)
(97)	NVR Inc	Goldman Sachs	(42,185)
(338)	NVR Inc	HSBC	(37,278)
(633)	NVR Inc	Morgan Stanley	(60,831)
2,657	NXP Semiconductors NV	Bank of America Merrill Lynch	22,082
3,226	NXP Semiconductors NV	Barclays Bank	4,065
1,542	NXP Semiconductors NV	Goldman Sachs	14,094

保有高	銘柄	取引相手	未実現評価益/ (損) (米ドル)
	米国(続き)		
6,617	NXP Semiconductors NV	HSBC	(34,739)
14,309	NXP Semiconductors NV	Morgan Stanley	18,029
24,613	Nymox Pharmaceutical Corp	Bank of America Merrill Lynch	5,907
21,985	Nymox Pharmaceutical Corp	Goldman Sachs	5,276
50,558	Nymox Pharmaceutical Corp	Morgan Stanley	(7,584)
2,142	Oak Valley Bancorp	Bank of America Merrill Lynch	1,928
933	Oak Valley Bancorp	Barclays Bank	1,036
6,141	Oak Valley Bancorp	Goldman Sachs	5,527
6,107	Oak Valley Bancorp	HSBC	1,649
3,148	Oak Valley Bancorp	Morgan Stanley	3,494
39,643	Oasis Midstream Partners LP	Bank of America Merrill Lynch	162,933
14,516	Oasis Midstream Partners LP	Goldman Sachs	59,661
(14,067)	Occidental Petroleum Corp	Bank of America Merrill Lynch	10,269
(4,595)	Occidental Petroleum Corp	Barclays Bank	4,779
(8,320)	Occidental Petroleum Corp	Goldman Sachs	6,074
(26,898)	Occidental Petroleum Corp	HSBC	51,913
(13,835)	Occidental Petroleum Corp	Morgan Stanley	14,388
33,896	Oceaneering International Inc	HSBC	43,048
46,726	Oceaneering International Inc	Morgan Stanley	33,643
9,844	OceanFirst Financial Corp	Bank of America Merrill Lynch	28,646
53,836	OceanFirst Financial Corp	Barclays Bank	75,370
32,810	OceanFirst Financial Corp	HSBC	31,474
52,371	OceanFirst Financial Corp	Morgan Stanley	73,319
(13,070)	Ocular Therapeutix Inc	Bank of America Merrill Lynch	(1,634)
(5,299)	Ocular Therapeutix Inc	Barclays Bank	1,166
(7,752)	Ocular Therapeutix Inc	HSBC	(7,985)
(22,332)	Ocular Therapeutix Inc	Morgan Stanley	4,913
(79,447)	Ocwen Financial Corp	Bank of America Merrill Lynch	(13,252)
(85,136)	Ocwen Financial Corp	Morgan Stanley	(8,497)
(6,882)	Odonate Therapeutics Inc	Bank of America Merrill Lynch	(33,378)
(4,293)	Odonate Therapeutics Inc	Barclays Bank	(8,715)
(4,955)	Odonate Therapeutics Inc	Goldman Sachs	(24,032)
(1,635)	Odonate Therapeutics Inc	HSBC	(8,911)
(3,082)	Odonate Therapeutics Inc	Morgan Stanley	(6,256)
332,799	Office Depot Inc	Barclays Bank	58,240
(1,645)	Office Properties Income Trust (REIT)	Bank of America Merrill Lynch	(5,659)
(4,607)	Office Properties Income Trust (REIT)	Barclays Bank	(7,279)
(18,829)	Office Properties Income Trust (REIT)	Goldman Sachs	(64,772)
(35,262)	Office Properties Income Trust (REIT)	HSBC	17,438
(31,373)	Office Properties Income Trust (REIT)	Morgan Stanley	(49,569)
(30,167)	OFG Bancorp	Bank of America Merrill Lynch	(44,409)
(17,996)	OFG Bancorp	Barclays Bank	(4,139)
(12,077)	OFG Bancorp	Goldman Sachs	(21,135)
(16,559)	OFG Bancorp	HSBC	(2,261)
(29,289)	OFG Bancorp	Morgan Stanley	(6,736)

保有高	銘柄	取引相手	未実現評価益/ (損) (米ドル)
	米国(続き)		
992	OGE Energy Corp	Barclays Bank	506
24,685	OGE Energy Corp	Goldman Sachs	68,625
36,738	OGE Energy Corp	HSBC	9,552
57,827	OGE Energy Corp	Morgan Stanley	29,492
(6,765)	Ohio Valley Banc Corp	Bank of America Merrill Lynch	(8,253)
(2,605)	Ohio Valley Banc Corp	Goldman Sachs	(3,178)
(15,152)	Ohio Valley Banc Corp	Morgan Stanley	3,485
(39,784)	O-I Glass Inc	Bank of America Merrill Lynch	(52,515)
(21,409)	O-I Glass Inc	Morgan Stanley	(9,848)
17,814	Oil States International Inc	Barclays Bank	9,798
24,384	Oil States International Inc	Goldman Sachs	32,918
34,286	Oil States International Inc	HSBC	32,229
33,146	Oil States International Inc	Morgan Stanley	18,230
(2,927)	Oil-Dri Corp of America	Bank of America Merrill Lynch	(2,986)
(2,658)	Oil-Dri Corp of America	Barclays Bank	186
(3,575)	Oil-Dri Corp of America	Goldman Sachs	(3,647)
(2,945)	Oil-Dri Corp of America	HSBC	5,301
(4,229)	Oil-Dri Corp of America	Morgan Stanley	296
(1,070)	Okta Inc	Bank of America Merrill Lynch	(6,918)
(3,364)	Okta Inc	Barclays Bank	1,683
(1,483)	Okta Inc	Goldman Sachs	(13,043)
(3,011)	Okta Inc	HSBC	(68,079)
(6,842)	Okta Inc	Morgan Stanley	3,422
241	Old Dominion Freight Line Inc	Bank of America Merrill Lynch	4,499
7,985	Old Dominion Freight Line Inc	Barclays Bank	71,306
6,972	Old Dominion Freight Line Inc	Goldman Sachs	118,152
4,828	Old Dominion Freight Line Inc	HSBC	74,379
10,496	Old Dominion Freight Line Inc	Morgan Stanley	93,729
(18,901)	Old National Bancorp	Bank of America Merrill Lynch	(29,296)
(35,350)	Old National Bancorp	Barclays Bank	(17,676)
(72,371)	Old National Bancorp	Goldman Sachs	(112,175)
(34,563)	Old National Bancorp	HSBC	(5,891)
(155,577)	Old National Bancorp	Morgan Stanley	(77,789)
(4,070)	Old Republic International Corp	Bank of America Merrill Lynch	(5,495)
(39,055)	Old Republic International Corp	Barclays Bank	(22,261)
(10,701)	Old Republic International Corp	Goldman Sachs	(14,446)
(31,470)	Old Republic International Corp	HSBC	8,182
(70,428)	Old Republic International Corp	Morgan Stanley	(40,144)
(15,947)	Old Second Bancorp Inc	Bank of America Merrill Lynch	(20,093)
(4,306)	Old Second Bancorp Inc	Barclays Bank	(2,497)
(7,973)	Old Second Bancorp Inc	Goldman Sachs	(10,046)
(23,265)	Old Second Bancorp Inc	HSBC	(8,143)
(12,358)	Old Second Bancorp Inc	Morgan Stanley	(7,168)
(6,231)	Olin Corp	Bank of America Merrill Lynch	(5,733)
(4,617)	Olin Corp	Barclays Bank	(4,201)

保有高	銘柄	取引相手	未実現評価益/ (損) (米ドル)
	米国(続き)		
(10,849)	Olin Corp	Goldman Sachs	(9,981)
(15,735)	Olin Corp	HSBC	3,147
(1,962)	Olin Corp	Morgan Stanley	(1,785)
(536)	Ollie's Bargain Outlet Holdings Inc	Bank of America Merrill Lynch	(11,015)
(9,974)	Ollie's Bargain Outlet Holdings Inc	Barclays Bank	(83,682)
(4,562)	Ollie's Bargain Outlet Holdings Inc	HSBC	(111,222)
(10,890)	Ollie's Bargain Outlet Holdings Inc	Morgan Stanley	(91,367)
2,067	Olympic Steel Inc	Barclays Bank	1,034
6,799	Olympic Steel Inc	Goldman Sachs	9,791
2,222	Olympic Steel Inc	HSBC	133
7,706	Olympic Steel Inc	Morgan Stanley	3,853
388	Omega Flex Inc	Barclays Bank	(388)
2,412	Omega Flex Inc	Goldman Sachs	24,120
1,939	Omega Flex Inc	HSBC	22,299
2,274	Omega Flex Inc	Morgan Stanley	(2,274)
(7,053)	Omega Healthcare Investors Inc (REIT)	Bank of America Merrill Lynch	(30,610)
(3,699)	Omega Healthcare Investors Inc (REIT)	Barclays Bank	(3,994)
(8,250)	Omega Healthcare Investors Inc (REIT)	HSBC	(25,327)
(37,961)	Omega Healthcare Investors Inc (REIT)	Morgan Stanley	(40,998)
2,068	Omeros Corp	Bank of America Merrill Lynch	126
8,173	Omeros Corp	Barclays Bank	(4,822)
11,462	Omeros Corp	Goldman Sachs	5,939
11,487	Omeros Corp	HSBC	(11,758)
11,731	Omeros Corp	Morgan Stanley	(6,921)
5,311	Omnicell Inc	Bank of America Merrill Lynch	21,775
(4,233)	Omnicell Inc	Bank of America Merrill Lynch	(17,355)
7,958	Omnicell Inc	Barclays Bank	8,674
(1,849)	Omnicell Inc	Barclays Bank	(2,015)
6,481	Omnicell Inc	Goldman Sachs	26,572
(831)	Omnicell Inc	Goldman Sachs	(3,407)
8,914	Omnicell Inc	HSBC	(13,638)
(2,503)	Omnicell Inc	HSBC	1,906
9,040	Omnicell Inc	Morgan Stanley	9,853
(2,123)	Omnicell Inc	Morgan Stanley	(2,314)
38,587	Omnicom Group Inc	Bank of America Merrill Lynch	(79,289)
5,918	Omnicom Group Inc	Barclays Bank	12,960
10,084	Omnicom Group Inc	Goldman Sachs	30,958
31,482	Omnicom Group Inc	HSBC	(40,970)
5,782	Omnicom Group Inc	Morgan Stanley	12,663
80,879	On Deck Capital Inc	HSBC	(7,497)
49,977	On Deck Capital Inc	Morgan Stanley	2,229
(1,622)	ON Semiconductor Corp	Bank of America Merrill Lynch	(3,471)
(1,883)	ON Semiconductor Corp	Goldman Sachs	(4,030)
404	ON Semiconductor Corp	Goldman Sachs	865
(4,285)	ON Semiconductor Corp	HSBC	3,557

保有高	銘柄	取引相手	未実現評価益/ (損) (米ドル)
	米国(続き)		
(55,908)	ON Semiconductor Corp	Morgan Stanley	(30,749)
61,003	ON Semiconductor Corp	Morgan Stanley	26,295
(14,193)	Oncocyte Corp	Goldman Sachs	4,116
(49,437)	Oncocyte Corp	HSBC	10,876
(46,133)	Oncocyte Corp	Morgan Stanley	8,765
15,113	ONE Gas Inc	Bank of America Merrill Lynch	103,354
76,650	ONE Gas Inc	Barclays Bank	318,097
25,691	ONE Gas Inc	Goldman Sachs	187,884
10,968	ONE Gas Inc	HSBC	26,465
72,108	ONE Gas Inc	Morgan Stanley	299,248
15,249	One Liberty Properties Inc (REIT)	Bank of America Merrill Lynch	32,633
14,591	One Liberty Properties Inc (REIT)	Barclays Bank	15,175
24,273	One Liberty Properties Inc (REIT)	Goldman Sachs	51,944
11,828	One Liberty Properties Inc (REIT)	HSBC	(4,849)
17,529	One Liberty Properties Inc (REIT)	Morgan Stanley	18,230
(5,329)	OneMain Holdings Inc	Bank of America Merrill Lynch	(19,824)
2,534	OneMain Holdings Inc	Barclays Bank	5,727
(3,903)	OneMain Holdings Inc	Barclays Bank	(8,821)
2,173	OneMain Holdings Inc	Goldman Sachs	8,084
(13,564)	OneMain Holdings Inc	Goldman Sachs	(50,458)
8,779	OneMain Holdings Inc	Morgan Stanley	19,841
(1,991)	OneMain Holdings Inc	Morgan Stanley	(4,500)
(5,897)	ONEOK Inc	Bank of America Merrill Lynch	(25,003)
(4,557)	ONEOK Inc	Goldman Sachs	(19,322)
(9,340)	ONEOK Inc	HSBC	(49,502)
(3,731)	ONEOK Inc	Morgan Stanley	(1,604)
(27,458)	OneSpan Inc	Bank of America Merrill Lynch	(56,838)
(1,232)	OneSpan Inc	Barclays Bank	(579)
(11,987)	OneSpan Inc	Goldman Sachs	(24,813)
(3,639)	OneSpan Inc	HSBC	(4,793)
(3,759)	OneSpan Inc	Morgan Stanley	(1,767)
(117,059)	OneSpaWorld Holdings Ltd	Barclays Bank	(33,947)
(7,785)	OneSpaWorld Holdings Ltd	HSBC	(2,413)
9,233	OneWater Marine Inc 'A'	Bank of America Merrill Lynch	4,709
1,400	OneWater Marine Inc 'A'	Barclays Bank	(2,086)
3,415	OneWater Marine Inc 'A'	HSBC	8,298
2,698	OneWater Marine Inc 'A'	Morgan Stanley	(4,020)
(809)	Onto Innovation Inc	Bank of America Merrill Lynch	729
(1,108)	Onto Innovation Inc	Barclays Bank	100
(10,467)	Onto Innovation Inc	Goldman Sachs	(9,525)
(18,872)	Onto Innovation Inc	HSBC	29,818
(53,355)	Onto Innovation Inc	Morgan Stanley	4,802
41,672	Ooma Inc	Bank of America Merrill Lynch	39,588
20,834	Ooma Inc	Goldman Sachs	19,792
5,260	Ooma Inc	HSBC	2,893

保有高	銘柄	取引相手	未実現評価益/ (損) (米ドル)
	米国(続き)		
2,570	Ooma Inc	Morgan Stanley	(514)
10,939	OP Bancorp	Bank of America Merrill Lynch	2,625
11,000	OP Bancorp	Barclays Bank	3,520
10,635	OP Bancorp	Goldman Sachs	2,552
9,043	OP Bancorp	HSBC	(1,899)
5,149	OP Bancorp	Morgan Stanley	1,648
35,827	OPKO Health Inc	HSBC	5,195
108,585	OPKO Health Inc	Morgan Stanley	(30,039)
2,500	Oportun Financial Corp	Bank of America Merrill Lynch	8,900
11,936	Oportun Financial Corp	Goldman Sachs	42,492
11,489	Oportun Financial Corp	HSBC	38,488
3,843	Oportun Financial Corp	Morgan Stanley	8,378
(30,955)	Oppenheimer Holdings Inc 'A'	Bank of America Merrill Lynch	(47,980)
(6,354)	Oppenheimer Holdings Inc 'A'	Barclays Bank	(4,766)
(13,663)	Oppenheimer Holdings Inc 'A'	Goldman Sachs	(21,178)
(3,887)	Oppenheimer Holdings Inc 'A'	HSBC	(4,509)
(7,661)	Oppenheimer Holdings Inc 'A'	Morgan Stanley	(5,746)
(19,231)	Optimizerx Corp	Morgan Stanley	6,539
28,743	Optinose Inc	Bank of America Merrill Lynch	19,689
3,227	Optinose Inc	Barclays Bank	-
23,935	Optinose Inc	Goldman Sachs	16,395
21,475	Optinose Inc	HSBC	7,946
4,573	Optinose Inc	Morgan Stanley	-
(4,094)	Option Care Health Inc	Bank of America Merrill Lynch	(9,048)
(6,920)	Option Care Health Inc	Barclays Bank	(8,235)
(7,718)	Option Care Health Inc	Goldman Sachs	(17,057)
(11,264)	Option Care Health Inc	HSBC	(15,206)
(18,857)	Option Care Health Inc	Morgan Stanley	(22,440)
2,143	Opus Bank	Barclays Bank	2,979
26,210	Opus Bank	HSBC	10,484
68,265	Opus Bank	Morgan Stanley	94,888
(14,649)	Oracle Corp	Barclays Bank	(13,624)
(24,985)	Oracle Corp	Goldman Sachs	(18,991)
(60,749)	Oracle Corp	HSBC	(6,442)
(77,547)	Oracle Corp	Morgan Stanley	(72,119)
(32,906)	OraSure Technologies Inc	Barclays Bank	35,209
(4,775)	OraSure Technologies Inc	Goldman Sachs	12,296
(9,298)	OraSure Technologies Inc	Morgan Stanley	9,949
(29,765)	ORBCOMM Inc	Bank of America Merrill Lynch	(16,073)
(7,020)	ORBCOMM Inc	Goldman Sachs	(3,791)
(14,007)	ORBCOMM Inc	HSBC	(6,163)
(27,336)	ORBCOMM Inc	Morgan Stanley	(4,647)
(40,145)	Orchid Island Capital Inc (REIT)	Bank of America Merrill Lynch	(10,438)
(16,179)	Orchid Island Capital Inc (REIT)	Barclays Bank	-
(146,588)	Orchid Island Capital Inc (REIT)	Goldman Sachs	(38,113)

保有高	銘柄	取引相手	未実現評価益/ (損) (米ドル)
	米国(続き)		
(7,716)	Orchid Island Capital Inc (REIT)	HSBC	(2,083)
(65,444)	Orchid Island Capital Inc (REIT)	Morgan Stanley	-
1,390	O'Reilly Automotive Inc	Bank of America Merrill Lynch	14,902
792	O'Reilly Automotive Inc	Barclays Bank	4,775
2,430	O'Reilly Automotive Inc	Goldman Sachs	19,391
479	O'Reilly Automotive Inc	HSBC	6,963
764	O'Reilly Automotive Inc	Morgan Stanley	7,724
5,393	Organogenesis Holdings Inc 'A'	Barclays Bank	4,207
12,535	Organogenesis Holdings Inc 'A'	Goldman Sachs	12,660
5,851	Organogenesis Holdings Inc 'A'	Morgan Stanley	4,564
3,029	Orgenesis Inc	Goldman Sachs	(576)
6,913	Orgenesis Inc	Morgan Stanley	(2,420)
1,919	ORIC Pharmaceuticals Inc	Barclays Bank	518
6,651	ORIC Pharmaceuticals Inc	Goldman Sachs	(27,801)
11,575	ORIC Pharmaceuticals Inc	Morgan Stanley	3,125
(2,297)	Origin Bancorp Inc	Bank of America Merrill Lynch	(5,788)
(7,535)	Origin Bancorp Inc	Barclays Bank	(15,899)
(14,621)	Origin Bancorp Inc	Goldman Sachs	(36,845)
(8,412)	Origin Bancorp Inc	HSBC	(4,338)
(28,174)	Origin Bancorp Inc	Morgan Stanley	(59,447)
(30,177)	Orion Energy Systems Inc	Bank of America Merrill Lynch	2,414
(16,722)	Orion Energy Systems Inc	Barclays Bank	(2,676)
(33,409)	Orion Energy Systems Inc	Goldman Sachs	2,673
(4,857)	Orion Energy Systems Inc	HSBC	2,186
(22,172)	Orion Energy Systems Inc	Morgan Stanley	(3,548)
14,531	Orion Engineered Carbons SA	Bank of America Merrill Lynch	58,415
33,124	Orion Engineered Carbons SA	Barclays Bank	63,929
14,104	Orion Engineered Carbons SA	Goldman Sachs	56,698
35,773	Orion Engineered Carbons SA	HSBC	88,359
30,394	Orion Engineered Carbons SA	Morgan Stanley	58,660
(2,455)	Ormat Technologies Inc	Bank of America Merrill Lynch	(13,159)
(2,038)	Ormat Technologies Inc	Barclays Bank	(2,457)
(5,326)	Ormat Technologies Inc	Goldman Sachs	(24,821)
(21,172)	Ormat Technologies Inc	HSBC	(161,175)
(21,653)	Ormat Technologies Inc	Morgan Stanley	(41,574)
5,850	Orrstown Financial Services Inc	Bank of America Merrill Lynch	1,755
8,261	Orrstown Financial Services Inc	Barclays Bank	1,576
17,299	Orrstown Financial Services Inc	Goldman Sachs	5,190
10,099	Orrstown Financial Services Inc	HSBC	(8,935)
15,972	Orrstown Financial Services Inc	Morgan Stanley	7,347
(4,515)	Orthofix Medical Inc	Bank of America Merrill Lynch	(2,464)
(8,129)	Orthofix Medical Inc	Barclays Bank	(5,528)
(6,916)	Orthofix Medical Inc	Goldman Sachs	(5,256)
(13,043)	Orthofix Medical Inc	HSBC	27,912
(7,092)	Orthofix Medical Inc	Morgan Stanley	(4,823)

保有高	銘柄	取引相手	未実現評価益/ (損) (米ドル)
	米国(続き)		
(6,288)	OrthoPediatrics Corp	Bank of America Merrill Lynch	4,087
(3,821)	OrthoPediatrics Corp	Barclays Bank	4,356
(3,992)	OrthoPediatrics Corp	Goldman Sachs	2,595
(2,034)	OrthoPediatrics Corp	HSBC	314
(11,686)	OrthoPediatrics Corp	Morgan Stanley	13,322
9,230	Oshkosh Corp	Bank of America Merrill Lynch	92,762
18,667	Oshkosh Corp	Barclays Bank	100,802
13,684	Oshkosh Corp	Goldman Sachs	134,456
13,165	Oshkosh Corp	HSBC	108,131
31,902	Oshkosh Corp	Morgan Stanley	172,271
(4,881)	OSI Systems Inc	Bank of America Merrill Lynch	(25,089)
7,823	OSI Systems Inc	Bank of America Merrill Lynch	51,084
(4,825)	OSI Systems Inc	Barclays Bank	(20,603)
10,595	OSI Systems Inc	Barclays Bank	45,241
15,712	OSI Systems Inc	Goldman Sachs	102,599
(1,718)	OSI Systems Inc	Goldman Sachs	(11,219)
(3,236)	OSI Systems Inc	HSBC	(3,268)
3,768	OSI Systems Inc	HSBC	3,806
(1,628)	OSI Systems Inc	Morgan Stanley	(6,952)
10,008	OSI Systems Inc	Morgan Stanley	42,734
11,262	Osmotica Pharmaceuticals Plc	HSBC	20,046
39,337	Osmotica Pharmaceuticals Plc	Morgan Stanley	56,252
(5,422)	Otis Worldwide Corp	Bank of America Merrill Lynch	(7,699)
(29,858)	Otis Worldwide Corp	Barclays Bank	41,802
(53,890)	Otis Worldwide Corp	Goldman Sachs	(76,524)
(8,146)	Otis Worldwide Corp	HSBC	21,505
(4,248)	Otis Worldwide Corp	Morgan Stanley	5,948
67,343	Otonomy Inc	Bank of America Merrill Lynch	17,509
57,776	Otonomy Inc	Goldman Sachs	15,022
17,252	Otonomy Inc	Morgan Stanley	3,623
3,296	Otter Tail Corp	Bank of America Merrill Lynch	12,063
25,342	Otter Tail Corp	Barclays Bank	24,328
5,592	Otter Tail Corp	Goldman Sachs	20,467
9,384	Otter Tail Corp	HSBC	(10,229)
5,318	Outfront Media Inc (REIT)	Bank of America Merrill Lynch	7,179
23,408	Outfront Media Inc (REIT)	Barclays Bank	(14,045)
40,884	Outfront Media Inc (REIT)	HSBC	(58,464)
7,372	Outfront Media Inc (REIT)	Morgan Stanley	(4,423)
(142,187)	Overseas Shipholding Group Inc 'A'	Bank of America Merrill Lynch	(31,281)
(7,630)	Overseas Shipholding Group Inc 'A'	Goldman Sachs	(1,679)
16,798	Overstock.com Inc	Morgan Stanley	1,848
30,233	Ovid therapeutics Inc	Morgan Stanley	(11,791)
4,979	Ovintiv Inc	Barclays Bank	(2,066)
39,738	Ovintiv Inc	HSBC	83,251
29,702	Ovintiv Inc	Morgan Stanley	(12,326)

保有高	銘柄	取引相手	未実現評価益/ (損) (米ドル)
	米国(続き)		
(21,455)	Owens & Minor Inc	Barclays Bank	(8,367)
(9,697)	Owens & Minor Inc	Goldman Sachs	(8,824)
(10,203)	Owens & Minor Inc	HSBC	(10,101)
(4,698)	Owens & Minor Inc	Morgan Stanley	(1,832)
15,796	Owens Corning	Bank of America Merrill Lynch	163,015
6,204	Owens Corning	Barclays Bank	19,232
10,193	Owens Corning	Goldman Sachs	105,192
(19,938)	Owens Corning	Goldman Sachs	26,883
8,262	Owens Corning	HSBC	65,352
9,645	Owens Corning	Morgan Stanley	29,900
1,365	Oxford Immunotec Global Plc	Bank of America Merrill Lynch	696
27,118	Oxford Immunotec Global Plc	Morgan Stanley	(17,356)
12,097	Oxford Industries Inc	Barclays Bank	46,573
22,012	Oxford Industries Inc	Goldman Sachs	134,273
10,374	Oxford Industries Inc	Morgan Stanley	39,940
1,476	Oyster Point Pharma Inc	Bank of America Merrill Lynch	(1,993)
3,825	Oyster Point Pharma Inc	Barclays Bank	(3,481)
986	Oyster Point Pharma Inc	Goldman Sachs	(1,331)
1,809	Oyster Point Pharma Inc	HSBC	(10,257)
660	Oyster Point Pharma Inc	Morgan Stanley	(601)
33,262	PACCAR Inc	Bank of America Merrill Lynch	201,900
(4,118)	PACCAR Inc	Bank of America Merrill Lynch	(24,996)
549	PACCAR Inc	Barclays Bank	2,460
(3,304)	PACCAR Inc	Barclays Bank	(12,151)
(8,431)	PACCAR Inc	Goldman Sachs	(51,176)
(982)	PACCAR Inc	HSBC	(3,221)
34,924	PACCAR Inc	Morgan Stanley	156,460
(22,476)	PACCAR Inc	Morgan Stanley	(100,692)
76,740	Pacific Biosciences of California Inc	Bank of America Merrill Lynch	4,221
44,412	Pacific Biosciences of California Inc	Barclays Bank	666
17,337	Pacific Biosciences of California Inc	Goldman Sachs	954
35,746	Pacific Biosciences of California Inc	HSBC	5,183
55,314	Pacific Biosciences of California Inc	Morgan Stanley	830
34,011	Pacific Mercantile Bancorp	Bank of America Merrill Lynch	11,904
43,688	Pacific Mercantile Bancorp	Barclays Bank	6,990
56,826	Pacific Mercantile Bancorp	Goldman Sachs	19,889
40,477	Pacific Mercantile Bancorp	HSBC	(15,786)
50,376	Pacific Mercantile Bancorp	Morgan Stanley	8,060
(11,529)	Pacific Premier Bancorp Inc	Bank of America Merrill Lynch	(47,961)
(17,713)	Pacific Premier Bancorp Inc	Barclays Bank	(28,518)
(59,387)	Pacific Premier Bancorp Inc	Goldman Sachs	(242,097)
(11,824)	Pacific Premier Bancorp Inc	HSBC	(16,660)
(28,319)	Pacific Premier Bancorp Inc	Morgan Stanley	(45,594)
33,178	Pacira BioSciences Inc	Bank of America Merrill Lynch	59,222
2,098	Pacira BioSciences Inc	Goldman Sachs	3,745

保有高	銘柄	取引相手	未実現評価益/ (損) (米ドル)
	米国(続き)		
19,652	Pacira BioSciences Inc	HSBC	9,601
13,139	Pacira BioSciences Inc	Morgan Stanley	(24,373)
10,031	Packaging Corp of America	Bank of America Merrill Lynch	90,630
6,081	Packaging Corp of America	Barclays Bank	42,354
6,171	Packaging Corp of America	Goldman Sachs	55,755
12,026	Packaging Corp of America	HSBC	21,827
1	Packaging Corp of America	Morgan Stanley	7
2,930	PacWest Bancorp	Bank of America Merrill Lynch	5,508
6,617	PacWest Bancorp	Barclays Bank	7,411
24,656	PacWest Bancorp	Goldman Sachs	45,138
25,930	PacWest Bancorp	HSBC	(47,822)
50,811	PacWest Bancorp	Morgan Stanley	56,909
(20,087)	PAE Inc	Barclays Bank	2,210
(30,288)	PAE Inc	Morgan Stanley	3,332
(5,039)	PagerDuty Inc	Bank of America Merrill Lynch	(1,310)
10,207	PagerDuty Inc	Bank of America Merrill Lynch	2,654
(1,260)	PagerDuty Inc	Barclays Bank	2,394
(5,936)	PagerDuty Inc	Goldman Sachs	(1,543)
(1,858)	PagerDuty Inc	Morgan Stanley	3,530
(2,831)	Pageseguro Digital Ltd 'A'	Barclays Bank	(15,033)
(6,011)	Pageseguro Digital Ltd 'A'	Goldman Sachs	(41,837)
(9,290)	Pageseguro Digital Ltd 'A'	HSBC	(33,207)
(16,160)	Pageseguro Digital Ltd 'A'	Morgan Stanley	(85,810)
(79,383)	Palatin Technologies Inc	Goldman Sachs	(6,025)
(2,606)	Palo Alto Networks Inc	Bank of America Merrill Lynch	(20,223)
(6,120)	Palo Alto Networks Inc	Goldman Sachs	(29,822)
(5,374)	Palo Alto Networks Inc	HSBC	(89,370)
(9,454)	Palo Alto Networks Inc	Morgan Stanley	25,785
2,129	Palomar Holdings Inc	Bank of America Merrill Lynch	33,583
713	Palomar Holdings Inc	Barclays Bank	8,236
(2,228)	Palomar Holdings Inc	Barclays Bank	(28,206)
(10,321)	Palomar Holdings Inc	Goldman Sachs	(173,560)
3,897	Palomar Holdings Inc	Goldman Sachs	66,717
1,158	Palomar Holdings Inc	HSBC	15,074
(3,589)	Palomar Holdings Inc	HSBC	(50,341)
(4,044)	Palomar Holdings Inc	Morgan Stanley	(51,197)
(4,067)	PAM Transportation Services Inc	Morgan Stanley	(16,593)
(3,314)	Pampa Energia SA ADR	Goldman Sachs	928
(6,837)	Pampa Energia SA ADR	HSBC	684
748	Pan American Silver Corp	Bank of America Merrill Lynch	3,104
10,265	Pan American Silver Corp	Bank of America Merrill Lynch	3,080
9,059	Pan American Silver Corp	Goldman Sachs	37,595
3,896	Pan American Silver Corp	Morgan Stanley	5,318
21,553	Pan American Silver Corp	Morgan Stanley	1,940
46,959	Pan American Silver Corp (Rights)	Goldman Sachs	2,348

保有高	銘柄	取引相手	未実現評価益/ (損) (米ドル)
	米国(続き)		
(31,171)	Panhandle Oil and Gas Inc 'A'	Bank of America Merrill Lynch	(20,885)
(17,887)	Panhandle Oil and Gas Inc 'A'	Barclays Bank	(5,366)
(11,531)	Panhandle Oil and Gas Inc 'A'	Goldman Sachs	(7,726)
(2,276)	Panhandle Oil and Gas Inc 'A'	HSBC	(615)
11,289	Papa John's International Inc	Bank of America Merrill Lynch	(45,358)
6,815	Papa John's International Inc	HSBC	(21,786)
4,918	Papa John's International Inc	Morgan Stanley	(393)
10,267	Par Pacific Holdings Inc	Bank of America Merrill Lynch	18,481
39,213	Par Pacific Holdings Inc	Barclays Bank	60,388
26,881	Par Pacific Holdings Inc	Goldman Sachs	48,386
9,708	Par Pacific Holdings Inc	HSBC	(1,747)
16,822	Par Pacific Holdings Inc	Morgan Stanley	25,906
8,211	PAR Technology Corp	Bank of America Merrill Lynch	27,261
5,164	PAR Technology Corp	Barclays Bank	(8,676)
11,083	PAR Technology Corp	Goldman Sachs	36,796
5,573	PAR Technology Corp	HSBC	17,945
2,897	PAR Technology Corp	Morgan Stanley	(4,867)
1,697	Paramount Group Inc (REIT)	Bank of America Merrill Lynch	713
21,277	Paramount Group Inc (REIT)	Barclays Bank	7,659
21,395	Paramount Group Inc (REIT)	Goldman Sachs	8,986
180,866	Paramount Group Inc (REIT)	HSBC	(188,100)
230,996	Paramount Group Inc (REIT)	Morgan Stanley	83,159
(71,034)	Paratek Pharmaceuticals Inc	Goldman Sachs	710
(12,735)	Paratek Pharmaceuticals Inc	Morgan Stanley	3,438
(12,754)	Park Aerospace Corp	Bank of America Merrill Lynch	(1,690)
(3,380)	Park Aerospace Corp	Barclays Bank	(1,825)
(10,808)	Park Aerospace Corp	Goldman Sachs	(1,945)
(10,173)	Park Aerospace Corp	HSBC	14,344
(14,714)	Park Aerospace Corp	Morgan Stanley	(7,946)
82,328	Park Hotels & Resorts Inc (REIT)	Bank of America Merrill Lynch	200,880
4,810	Park Hotels & Resorts Inc (REIT)	Barclays Bank	1,732
(11,001)	Park Hotels & Resorts Inc (REIT)	HSBC	(21,878)
(1,598)	Park National Corp	Bank of America Merrill Lynch	(8,837)
(3,411)	Park National Corp	Barclays Bank	(32,302)
(3,475)	Park National Corp	HSBC	279
(23,950)	Park National Corp	Morgan Stanley	(226,807)
(9,484)	Parke Bancorp Inc	Bank of America Merrill Lynch	(16,123)
(7,848)	Parke Bancorp Inc	Morgan Stanley	(4,944)
11,431	Parker Drilling Co	HSBC	(6,859)
4,143	Parker Drilling Co	Morgan Stanley	(621)
2,482	Parker-Hannifin Corp	Bank of America Merrill Lynch	60,735
(2,752)	Parker-Hannifin Corp	Bank of America Merrill Lynch	(56,172)
4,073	Parker-Hannifin Corp	Barclays Bank	44,314
(688)	Parker-Hannifin Corp	Barclays Bank	2,079
(11,399)	Parker-Hannifin Corp	Goldman Sachs	(267,735)

保有高	銘柄	取引相手	未実現評価益/ (損) (米ドル)
	米国(続き)		
2,993	Parker-Hannifin Corp	HSBC	50,163
11,984	Parker-Hannifin Corp	Morgan Stanley	130,386
11,072	Park-Ohio Holdings Corp	Bank of America Merrill Lynch	23,916
19,490	Park-Ohio Holdings Corp	Goldman Sachs	42,098
6,111	Park-Ohio Holdings Corp	Morgan Stanley	4,583
(22,592)	Parsley Energy Inc 'A'	Bank of America Merrill Lynch	(4,518)
(28,517)	Parsley Energy Inc 'A'	Barclays Bank	10,551
80,713	Parsley Energy Inc 'A'	Barclays Bank	(29,864)
(20,299)	Parsley Energy Inc 'A'	Goldman Sachs	(4,060)
(12,815)	Parsley Energy Inc 'A'	HSBC	8,714
8,925	Parsley Energy Inc 'A'	Morgan Stanley	(3,302)
(26,104)	Parsons Corp	Bank of America Merrill Lynch	(40,899)
(18,642)	Parsons Corp	Barclays Bank	(20,080)
(18,024)	Parsons Corp	Goldman Sachs	(27,545)
2,810	Parsons Corp	HSBC	4,580
(14,295)	Parsons Corp	HSBC	(23,300)
6,420	Parsons Corp	Morgan Stanley	7,062
(18,711)	Parsons Corp	Morgan Stanley	(20,582)
(119,486)	Party City Holdco Inc	Barclays Bank	(84,035)
(261,177)	Party City Holdco Inc	Goldman Sachs	(231,951)
(19,031)	Passage Bio Inc	Bank of America Merrill Lynch	(20,173)
(3,516)	Passage Bio Inc	Barclays Bank	8,052
(4,867)	Passage Bio Inc	Morgan Stanley	11,145
(1,803)	Patrick Industries Inc	Bank of America Merrill Lynch	(14,712)
(3,486)	Patrick Industries Inc	Goldman Sachs	(28,446)
(4,400)	Patrick Industries Inc	HSBC	(27,324)
(12,437)	Patrick Industries Inc	Morgan Stanley	25,123
2,997	Patterson Cos Inc	Bank of America Merrill Lynch	14,176
4,894	Patterson Cos Inc	Barclays Bank	10,816
5,885	Patterson Cos Inc	Goldman Sachs	27,836
11,713	Patterson Cos Inc	HSBC	38,185
70,181	Patterson Cos Inc	Morgan Stanley	155,100
15,302	Patterson-UTI Energy Inc	Bank of America Merrill Lynch	12,012
60,314	Patterson-UTI Energy Inc	Barclays Bank	30,459
49,078	Patterson-UTI Energy Inc	Goldman Sachs	38,526
135,755	Patterson-UTI Energy Inc	HSBC	94,349
28,916	Patterson-UTI Energy Inc	Morgan Stanley	14,603
19,201	Paychex Inc	Bank of America Merrill Lynch	152,264
27,481	Paychex Inc	Barclays Bank	(27,224)
19,253	Paychex Inc	Goldman Sachs	152,676
457	Paychex Inc	HSBC	2,851
5,384	Paychex Inc	Morgan Stanley	20,352
223	Paycom Software Inc	Goldman Sachs	6,806
966	Paycom Software Inc	HSBC	27,572
2,844	Paycom Software Inc	Morgan Stanley	64,985

保有高	銘柄	取引相手	未実現評価益/ (損) (米ドル)
	米国(続き)		
9,344	Paylocity Holding Corp	Bank of America Merrill Lynch	108,474
5,212	Paylocity Holding Corp	Goldman Sachs	59,633
374	Paylocity Holding Corp	HSBC	2,939
8,660	Paylocity Holding Corp	Morgan Stanley	72,744
8,149	PayPal Holdings Inc	Bank of America Merrill Lynch	35,367
13,510	PayPal Holdings Inc	HSBC	66,064
4,545	PayPal Holdings Inc	Morgan Stanley	(4,590)
10,115	Paysign Inc	Bank of America Merrill Lynch	(2,478)
10,732	Paysign Inc	HSBC	(8,371)
(1,192)	PBF Energy Inc 'A'	Bank of America Merrill Lynch	(1,848)
(3,066)	PBF Energy Inc 'A'	Barclays Bank	(552)
(8,012)	PBF Energy Inc 'A'	Goldman Sachs	(12,419)
(3,950)	PBF Energy Inc 'A'	HSBC	(40)
(7,578)	PBF Energy Inc 'A'	Morgan Stanley	(1,364)
8,321	PC Connection Inc	Bank of America Merrill Lynch	40,606
11,776	PC Connection Inc	Goldman Sachs	57,467
9,717	PC Connection Inc	HSBC	20,211
16,469	PC Connection Inc	Morgan Stanley	23,551
4,001	PCB Bancorp	Bank of America Merrill Lynch	2,121
14,564	PCB Bancorp	Barclays Bank	3,787
15,367	PCB Bancorp	Goldman Sachs	8,145
4,490	PCB Bancorp	HSBC	(225)
17,125	PCB Bancorp	Morgan Stanley	4,453
29,888	PCSB Financial Corp	Bank of America Merrill Lynch	51,706
15,288	PCSB Financial Corp	Barclays Bank	12,536
40,599	PCSB Financial Corp	Goldman Sachs	70,236
33,558	PCSB Financial Corp	HSBC	17,350
39,558	PCSB Financial Corp	Morgan Stanley	32,438
91,810	PC-Tel Inc	Morgan Stanley	(9,181)
(46,111)	PDC Energy Inc	Barclays Bank	20,289
(16,565)	PDC Energy Inc	Goldman Sachs	(15,240)
(7,162)	PDC Energy Inc	HSBC	1,576
(6,319)	PDF Solutions Inc	Bank of America Merrill Lynch	(7,267)
(5,724)	PDF Solutions Inc	Barclays Bank	(572)
(5,438)	PDF Solutions Inc	Goldman Sachs	(6,254)
(18,613)	PDF Solutions Inc	HSBC	-
(24,222)	PDF Solutions Inc	Morgan Stanley	(2,422)
(278,919)	PDL BioPharma Inc	Bank of America Merrill Lynch	(16,798)
(98,282)	PDL BioPharma Inc	HSBC	22,605
(141,740)	PDL BioPharma Inc	Morgan Stanley	9,922
(22,839)	Peapack-Gladstone Financial Corp	Bank of America Merrill Lynch	(70,801)
(9,620)	Peapack-Gladstone Financial Corp	Goldman Sachs	(29,822)
(2,116)	Peapack-Gladstone Financial Corp	HSBC	(973)
(10,889)	Peapack-Gladstone Financial Corp	Morgan Stanley	(7,949)
45,615	Pebblebrook Hotel Trust (REIT)	Barclays Bank	20,071

保有高	銘柄	取引相手	未実現評価益/ (損) (米ドル)
	米国(続き)		
43,866	Pebblebrook Hotel Trust (REIT)	Goldman Sachs	152,215
9,549	Pebblebrook Hotel Trust (REIT)	HSBC	21,867
(4,302)	Pebblebrook Hotel Trust (REIT)	HSBC	(9,852)
67,599	Pebblebrook Hotel Trust (REIT)	Morgan Stanley	29,743
(2,150)	Pegasystems Inc	Bank of America Merrill Lynch	(3,978)
(2,449)	Pegasystems Inc	Barclays Bank	(5,976)
(1,995)	Pegasystems Inc	Goldman Sachs	(16,279)
(347)	Pegasystems Inc	HSBC	(885)
(38,980)	Pegasystems Inc	Morgan Stanley	(94,064)
(5,108)	Peloton Interactive Inc 'A'	Bank of America Merrill Lynch	(221)
(2,529)	Peloton Interactive Inc 'A'	Barclays Bank	8,472
(11,791)	Peloton Interactive Inc 'A'	Goldman Sachs	65,653
(5,819)	Peloton Interactive Inc 'A'	HSBC	3,142
4,548	Penn National Gaming Inc	Bank of America Merrill Lynch	15,953
9,011	Penn National Gaming Inc	Goldman Sachs	54,141
9,671	Penn National Gaming Inc	HSBC	77,225
9,864	Penn National Gaming Inc	Morgan Stanley	13,119
7,775	Penn Virginia Corp	HSBC	20,137
9,976	Penn Virginia Corp	Morgan Stanley	15,064
(2,718)	Pennant Group Inc	Bank of America Merrill Lynch	(7,828)
(3,421)	Pennant Group Inc	Barclays Bank	1,403
(5,207)	Pennant Group Inc	Goldman Sachs	(14,996)
(2,256)	Pennant Group Inc	HSBC	(12,160)
(6,645)	Pennant Group Inc	Morgan Stanley	2,724
2,637	Penns Woods Bancorp Inc	Bank of America Merrill Lynch	1,740
10,423	Penns Woods Bancorp Inc	Barclays Bank	1,147
2,609	Penns Woods Bancorp Inc	Goldman Sachs	1,722
1,964	Penns Woods Bancorp Inc	HSBC	(3,574)
12,345	Penns Woods Bancorp Inc	Morgan Stanley	1,358
(13,833)	PennyMac Financial Services Inc	Goldman Sachs	(53,119)
(16,005)	PennyMac Financial Services Inc	Morgan Stanley	(5,922)
7,340	Penske Automotive Group Inc	Bank of America Merrill Lynch	26,457
6,424	Penske Automotive Group Inc	Barclays Bank	11,563
15,898	Penske Automotive Group Inc	Goldman Sachs	77,680
8,326	Penske Automotive Group Inc	HSBC	(3,959)
22,133	Penske Automotive Group Inc	Morgan Stanley	39,840
(3,062)	Pentair Plc	Bank of America Merrill Lynch	(17,362)
(33,064)	Pentair Plc	Barclays Bank	(88,611)
(20,464)	Pentair Plc	Goldman Sachs	(116,031)
(17,731)	Pentair Plc	HSBC	(71,988)
(46,271)	Pentair Plc	Morgan Stanley	(124,006)
2,775	Penumbra Inc	Bank of America Merrill Lynch	6,660
2,810	Penumbra Inc	Barclays Bank	(7,591)
847	Penumbra Inc	Goldman Sachs	1,196
3,099	Penumbra Inc	HSBC	(10,836)

保有高	銘柄	取引相手	未実現評価益/ (損) (米ドル)
	米国(続き)		
2,317	Penumbra Inc	Morgan Stanley	(7,994)
(11,676)	Peoples Bancorp Inc	Bank of America Merrill Lynch	(32,997)
(15,900)	Peoples Bancorp Inc	Barclays Bank	(20,670)
(24,846)	Peoples Bancorp Inc	Goldman Sachs	(77,768)
(27,409)	Peoples Bancorp Inc	HSBC	(11,190)
(32,320)	Peoples Bancorp Inc	Morgan Stanley	(42,016)
2,826	Peoples Bancorp of North Carolina Inc	Bank of America Merrill Lynch	8,860
1,790	Peoples Bancorp of North Carolina Inc	Barclays Bank	1,334
8,166	Peoples Bancorp of North Carolina Inc	Goldman Sachs	25,600
9,005	Peoples Bancorp of North Carolina Inc	HSBC	(585)
13,409	Peoples Bancorp of North Carolina Inc	Morgan Stanley	9,990
5,585	Peoples Financial Services Corp	Bank of America Merrill Lynch	(7,875)
655	Peoples Financial Services Corp	Barclays Bank	(439)
4,192	Peoples Financial Services Corp	Goldman Sachs	(5,911)
3,333	Peoples Financial Services Corp	HSBC	(6,093)
5,472	Peoples Financial Services Corp	Morgan Stanley	(3,666)
2,627	People's United Financial Inc	Bank of America Merrill Lynch	1,970
(19,936)	People's United Financial Inc	Bank of America Merrill Lynch	(14,952)
5,004	People's United Financial Inc	Barclays Bank	2,852
(39,936)	People's United Financial Inc	Barclays Bank	(22,764)
45,653	People's United Financial Inc	HSBC	(28,761)
31,120	People's United Financial Inc	Morgan Stanley	17,738
(56,857)	People's United Financial Inc	Morgan Stanley	(32,408)
2,067	People's Utah Bancorp	Bank of America Merrill Lynch	9,033
2,569	People's Utah Bancorp	Barclays Bank	7,245
18,263	People's Utah Bancorp	Goldman Sachs	79,809
3,886	People's Utah Bancorp	HSBC	8,627
4,303	People's Utah Bancorp	Morgan Stanley	12,134
2,908	PepsiCo Inc	Bank of America Merrill Lynch	(13,493)
(16,514)	PepsiCo Inc	Bank of America Merrill Lynch	76,625
11,587	PepsiCo Inc	Barclays Bank	9,617
(4,256)	PepsiCo Inc	Barclays Bank	(3,532)
12,380	PepsiCo Inc	Goldman Sachs	(57,443)
(8,805)	PepsiCo Inc	Goldman Sachs	40,855
4,250	PepsiCo Inc	HSBC	(12,410)
(11,753)	PepsiCo Inc	HSBC	34,319
40,347	PepsiCo Inc	Morgan Stanley	33,488
16,493	Perdoceo Education Corp	Barclays Bank	(2,639)
15,425	Perdoceo Education Corp	Goldman Sachs	19,744
16,302	Perdoceo Education Corp	HSBC	21,193
14,691	Perdoceo Education Corp	Morgan Stanley	(2,351)
1,315	Perficient Inc	Bank of America Merrill Lynch	1,119
4,649	Perficient Inc	Barclays Bank	4,603
24,737	Perficient Inc	Goldman Sachs	79,653
1,390	Perficient Inc	HSBC	1,444

保有高	銘柄	取引相手	未実現評価益/ (損) (米ドル)
	米国(続き)		
14,409	Perficient Inc	Morgan Stanley	14,265
2,487	Performance Food Group Co	Bank of America Merrill Lynch	11,391
(4,936)	Performance Food Group Co	Bank of America Merrill Lynch	(22,607)
(9,716)	Performance Food Group Co	Barclays Bank	(25,067)
1,873	Performance Food Group Co	Goldman Sachs	8,578
18,814	Performance Food Group Co	Morgan Stanley	48,541
(7,267)	Performance Food Group Co	Morgan Stanley	(18,749)
(320)	PerkinElmer Inc	Bank of America Merrill Lynch	(2,202)
9,038	PerkinElmer Inc	Bank of America Merrill Lynch	62,181
(1,139)	PerkinElmer Inc	Barclays Bank	(7,210)
(181)	PerkinElmer Inc	Goldman Sachs	(1,245)
5,551	PerkinElmer Inc	Goldman Sachs	38,276
(1,403)	PerkinElmer Inc	HSBC	(10,186)
(16,299)	PerkinElmer Inc	Morgan Stanley	(103,173)
(8,567)	Perrigo Co Plc	Bank of America Merrill Lynch	(2,927)
(6,866)	Perrigo Co Plc	Barclays Bank	(925)
(3,882)	Perrigo Co Plc	Goldman Sachs	(6,755)
(9,048)	Perrigo Co Plc	HSBC	(16,830)
(6,521)	Perrigo Co Plc	Morgan Stanley	(1,435)
3,072	Personalis Inc	Barclays Bank	(3,041)
7,720	Personalis Inc	Goldman Sachs	3,165
23,679	Personalis Inc	HSBC	16,339
3,460	Personalis Inc	Morgan Stanley	(3,425)
19,696	Perspecta Inc	Bank of America Merrill Lynch	1,970
7,534	Perspecta Inc	Barclays Bank	(603)
(11,957)	Perspecta Inc	Barclays Bank	957
12,697	Perspecta Inc	Goldman Sachs	1,270
(31,495)	Perspecta Inc	Goldman Sachs	(3,150)
17,325	Perspecta Inc	HSBC	(2,426)
(43,907)	Perspecta Inc	HSBC	6,147
9,707	Perspecta Inc	Morgan Stanley	(777)
(29,150)	Perspecta Inc	Morgan Stanley	2,332
(4,568)	PetIQ Inc	Bank of America Merrill Lynch	(20,328)
(9,034)	PetIQ Inc	Barclays Bank	(12,106)
(7,672)	PetIQ Inc	Morgan Stanley	(10,280)
(3,041)	PetMed Express Inc	Bank of America Merrill Lynch	(4,774)
(30,382)	PetMed Express Inc	Barclays Bank	5,773
(10,977)	PetMed Express Inc	HSBC	19,868
(6,201)	Petroleo Brasileiro SA ADR	HSBC	(4,217)
(32,916)	Petroleo Brasileiro SA ADR	Morgan Stanley	(14,154)
(50,098)	Pfenex Inc	Bank of America Merrill Lynch	(12,525)
(2,433)	Pfenex Inc	Barclays Bank	170
(3,916)	Pfenex Inc	Goldman Sachs	(979)
(10,612)	Pfenex Inc	Morgan Stanley	743
(88,373)	Pfizer Inc	Bank of America Merrill Lynch	(29,163)

保有高	銘柄	取引相手	未実現評価益/ (損) (米ドル)
	米国(続き)		
(48,364)	Pfizer Inc	Barclays Bank	(28,535)
(39,846)	Pfizer Inc	HSBC	(34,666)
(83,019)	Pfizer Inc	Morgan Stanley	(48,981)
16,269	PG&E Corp	Morgan Stanley	813
(10,351)	PGT Innovations Inc	Barclays Bank	(5,176)
(7,280)	PGT Innovations Inc	Goldman Sachs	(19,074)
(16,375)	PGT Innovations Inc	HSBC	(52,728)
(41,861)	PGT Innovations Inc	Morgan Stanley	(20,931)
(24,202)	PH Glatfelter Co	Bank of America Merrill Lynch	(42,838)
(15,721)	PH Glatfelter Co	Barclays Bank	(8,804)
(41,365)	PH Glatfelter Co	Goldman Sachs	(73,216)
(40,452)	PH Glatfelter Co	HSBC	(22,653)
(11,950)	PH Glatfelter Co	Morgan Stanley	(6,692)
(39,670)	PhaseBio Pharmaceuticals Inc	Barclays Bank	(46,811)
(8,843)	Phathom Pharmaceuticals Inc	Barclays Bank	(2,918)
(3,534)	Phathom Pharmaceuticals Inc	HSBC	(10,143)
(7,837)	Phibro Animal Health Corp 'A'	Bank of America Merrill Lynch	(32,014)
(7,524)	Phibro Animal Health Corp 'A'	Barclays Bank	(14,935)
(8,359)	Phibro Animal Health Corp 'A'	Goldman Sachs	(34,147)
(5,422)	Phibro Animal Health Corp 'A'	HSBC	(22,583)
(23,589)	Phibro Animal Health Corp 'A'	Morgan Stanley	(46,824)
(1,242)	Philip Morris International Inc	Bank of America Merrill Lynch	148
(19,387)	Philip Morris International Inc	Barclays Bank	(29,274)
(7,009)	Philip Morris International Inc	Goldman Sachs	(29,298)
(9,605)	Philip Morris International Inc	HSBC	384
(38,134)	Philip Morris International Inc	Morgan Stanley	(57,582)
(10,260)	Phillips 66	Bank of America Merrill Lynch	(73,462)
(11,843)	Phillips 66	Barclays Bank	(19,304)
(12,003)	Phillips 66	Goldman Sachs	(85,941)
(7,280)	Phillips 66	HSBC	(7,498)
(2,434)	Phillips 66	Morgan Stanley	(3,967)
(10,248)	Photronics Inc	Bank of America Merrill Lynch	(5,380)
(7,038)	Photronics Inc	Barclays Bank	6,827
(39,127)	Photronics Inc	Goldman Sachs	(20,542)
(25,293)	Photronics Inc	Morgan Stanley	24,534
9,435	Phreesia Inc	Barclays Bank	(4,434)
14,224	Phreesia Inc	Goldman Sachs	39,685
20,283	Phreesia Inc	HSBC	29,410
7,762	Phreesia Inc	Morgan Stanley	(3,648)
(86,665)	Physicians Realty Trust (REIT)	Bank of America Merrill Lynch	(171,597)
(11,093)	Physicians Realty Trust (REIT)	Barclays Bank	(5,879)
52,880	Physicians Realty Trust (REIT)	Barclays Bank	28,026
(18,278)	Physicians Realty Trust (REIT)	Goldman Sachs	(36,190)
(17,830)	Physicians Realty Trust (REIT)	HSBC	(22,822)
95,739	Physicians Realty Trust (REIT)	HSBC	121,901

保有高	銘柄	取引相手	未実現評価益/ (損) (米ドル)
	米国(続き)		
(23,953)	Physicians Realty Trust (REIT)	Morgan Stanley	(12,695)
158,534	Physicians Realty Trust (REIT)	Morgan Stanley	84,023
(24,602)	PICO Holdings Inc	Bank of America Merrill Lynch	(18,698)
(8,996)	PICO Holdings Inc	Barclays Bank	(450)
(35,268)	PICO Holdings Inc	Goldman Sachs	(26,804)
(10,469)	PICO Holdings Inc	HSBC	3,141
(9,357)	PICO Holdings Inc	Morgan Stanley	(468)
(47,906)	Piedmont Office Realty Trust Inc 'A' (REIT)	Barclays Bank	(102,998)
(136,480)	Piedmont Office Realty Trust Inc 'A' (REIT)	Goldman Sachs	(438,101)
(172,887)	Piedmont Office Realty Trust Inc 'A' (REIT)	HSBC	28,653
(124,810)	Piedmont Office Realty Trust Inc 'A' (REIT)	Morgan Stanley	(268,341)
(10,041)	Pieris Pharmaceuticals Inc	Bank of America Merrill Lynch	(5,422)
(8,795)	Pieris Pharmaceuticals Inc	Barclays Bank	(1,671)
(19,870)	Pieris Pharmaceuticals Inc	Goldman Sachs	(10,730)
(18,428)	Pieris Pharmaceuticals Inc	Morgan Stanley	(3,501)
3,796	Pilgrim's Pride Corp	Bank of America Merrill Lynch	(1,708)
(6,462)	Pilgrim's Pride Corp	Bank of America Merrill Lynch	4,239
7,513	Pilgrim's Pride Corp	Barclays Bank	(3,982)
(17,838)	Pilgrim's Pride Corp	Barclays Bank	9,454
16,010	Pilgrim's Pride Corp	Goldman Sachs	(7,205)
(5,457)	Pilgrim's Pride Corp	Goldman Sachs	2,456
17,880	Pilgrim's Pride Corp	HSBC	(20,383)
(2,081)	Pilgrim's Pride Corp	HSBC	2,372
29,352	Pilgrim's Pride Corp	Morgan Stanley	(15,557)
(18,725)	Pilgrim's Pride Corp	Morgan Stanley	9,924
(30,836)	Ping Identity Holding Corp	Barclays Bank	(22,819)
(4,311)	Ping Identity Holding Corp	Morgan Stanley	(3,190)
45,058	Pinnacle Financial Partners Inc	Bank of America Merrill Lynch	254,127
17,278	Pinnacle Financial Partners Inc	Barclays Bank	55,117
15,186	Pinnacle Financial Partners Inc	Goldman Sachs	84,528
10,358	Pinnacle Financial Partners Inc	HSBC	29,075
12,869	Pinnacle Financial Partners Inc	Morgan Stanley	41,052
24,951	Pinnacle West Capital Corp	Bank of America Merrill Lynch	107,788
4,821	Pinnacle West Capital Corp	Barclays Bank	14,849
(3,160)	Pinnacle West Capital Corp	Barclays Bank	(9,733)
10,463	Pinnacle West Capital Corp	Goldman Sachs	45,200
9,427	Pinnacle West Capital Corp	HSBC	19,305
(2,445)	Pinnacle West Capital Corp	HSBC	(4,572)
12,430	Pinnacle West Capital Corp	Morgan Stanley	38,284
(6,517)	Pinnacle West Capital Corp	Morgan Stanley	(20,072)
2,895	Pinterest Inc 'A'	Bank of America Merrill Lynch	5,240
7,519	Pinterest Inc 'A'	Goldman Sachs	13,610
29,748	Pinterest Inc 'A'	HSBC	33,636

保有高	銘柄	取引相手	未実現評価益/ (損) (米ドル)
	米国(続き)		
22,159	Pinterest Inc 'A'	Morgan Stanley	32,130
(104,756)	Pioneer Bancorp Inc	Morgan Stanley	14,666
(2,668)	Pioneer Natural Resources Co	Barclays Bank	4,776
(18,344)	Pioneer Natural Resources Co	Goldman Sachs	(142,533)
(9,592)	Pioneer Natural Resources Co	HSBC	(20,716)
(7,523)	Pioneer Natural Resources Co	Morgan Stanley	13,466
(4,436)	Piper Sandler Cos	Bank of America Merrill Lynch	(31,318)
(11,212)	Piper Sandler Cos	Barclays Bank	(30,807)
(6,517)	Piper Sandler Cos	Goldman Sachs	(46,010)
(3,931)	Piper Sandler Cos	HSBC	(29,546)
(7,689)	Piper Sandler Cos	Morgan Stanley	(22,759)
(40,066)	Pitney Bowes Inc	Bank of America Merrill Lynch	(14,023)
(17,357)	Pitney Bowes Inc	Barclays Bank	(2,083)
(105,601)	Pitney Bowes Inc	Goldman Sachs	(36,960)
(7,603)	Pitney Bowes Inc	HSBC	608
(115,939)	Pitney Bowes Inc	Morgan Stanley	(13,913)
(8,000)	Pixelworks Inc	Bank of America Merrill Lynch	(1,520)
(34,016)	Pixelworks Inc	Barclays Bank	-
(16,097)	Pixelworks Inc	Goldman Sachs	(3,058)
(13,855)	Pixelworks Inc	HSBC	(277)
(23,426)	Pixelworks Inc	Morgan Stanley	-
(3,302)	PJT Partners Inc 'A'	Bank of America Merrill Lynch	(22,784)
(1,424)	PJT Partners Inc 'A'	Barclays Bank	(5,084)
(1,519)	PJT Partners Inc 'A'	Goldman Sachs	(10,481)
(3,206)	PJT Partners Inc 'A'	HSBC	(19,012)
(15,670)	PJT Partners Inc 'A'	Morgan Stanley	(55,942)
58,679	Plains GP Holdings LP 'A'	Bank of America Merrill Lynch	78,043
10,072	Plains GP Holdings LP 'A'	Goldman Sachs	1,172
49,345	Plains GP Holdings LP 'A'	HSBC	64,149
14,287	Plains GP Holdings LP 'A'	Morgan Stanley	(2,000)
7,255	Planet Fitness Inc 'A'	Goldman Sachs	92,756
5,852	Planet Fitness Inc 'A'	HSBC	59,465
10,409	Planet Fitness Inc 'A'	Morgan Stanley	17,715
(4,000)	Plantronics Inc	Barclays Bank	3,760
(5,591)	Plantronics Inc	HSBC	429
(17,184)	Plantronics Inc	Morgan Stanley	16,153
15,426	Playa Hotels & Resorts NV	Bank of America Merrill Lynch	2,237
11,313	Playa Hotels & Resorts NV	Barclays Bank	(1,414)
16,133	Playa Hotels & Resorts NV	Goldman Sachs	2,339
26,466	Playa Hotels & Resorts NV	HSBC	12,307
17,236	Playa Hotels & Resorts NV	Morgan Stanley	(2,155)
21,351	PlayAGS Inc	Barclays Bank	7,686
22,046	PlayAGS Inc	HSBC	21,605
27,978	PlayAGS Inc	Morgan Stanley	10,072
7,096	Plexus Corp	Barclays Bank	13,482

保有高	銘柄	取引相手	未実現評価益/ (損) (米ドル)
	米国(続き)		
7,232	Plexus Corp	Goldman Sachs	53,878
15,657	Plexus Corp	HSBC	16,284
5,558	Plexus Corp	Morgan Stanley	10,560
(5,049)	Plug Power Inc	Bank of America Merrill Lynch	(429)
(66,291)	Plug Power Inc	Barclays Bank	(3,646)
(64,155)	Plug Power Inc	HSBC	24,700
2,954	Pluralsight Inc 'A'	Barclays Bank	(2,452)
2,171	Pluralsight Inc 'A'	Goldman Sachs	1,728
10,794	Pluralsight Inc 'A'	HSBC	25,690
9,350	Pluralsight Inc 'A'	Morgan Stanley	(7,761)
31,050	Plymouth Industrial Inc (REIT)	HSBC	9,936
40,699	Plymouth Industrial Inc (REIT)	Morgan Stanley	14,652
12,297	PNM Resources Inc	Bank of America Merrill Lynch	36,116
29,969	PNM Resources Inc	Barclays Bank	51,847
26,620	PNM Resources Inc	Goldman Sachs	80,925
51,639	PNM Resources Inc	HSBC	46,476
67,539	PNM Resources Inc	Morgan Stanley	116,842
(2,177)	Polaris Inc	Bank of America Merrill Lynch	(29,912)
(2,826)	Polaris Inc	Barclays Bank	(7,863)
(3,510)	Polaris Inc	Goldman Sachs	(48,227)
(9,980)	Polaris Inc	HSBC	(150,656)
(3,643)	Polaris Inc	Morgan Stanley	(14,463)
(77,395)	PolarityTE Inc	Morgan Stanley	(5,425)
9,541	PolyOne Corp	Bank of America Merrill Lynch	6,152
4,489	PolyOne Corp	Barclays Bank	1,796
28,470	PolyOne Corp	Goldman Sachs	92,812
4,394	PolyOne Corp	HSBC	10,464
71,644	PolyOne Corp	Morgan Stanley	28,657
(2,327)	Ponce de Leon Federal Bank	Goldman Sachs	(1,978)
(1,417)	Ponce de Leon Federal Bank	HSBC	198
(66,516)	Ponce de Leon Federal Bank	Morgan Stanley	18,624
77	Pool Corp	Bank of America Merrill Lynch	1,952
3,795	Pool Corp	Barclays Bank	86,185
1,543	Pool Corp	Goldman Sachs	53,517
2,371	Pool Corp	HSBC	60,336
2,930	Pool Corp	Morgan Stanley	66,540
(7,591)	Popular Inc	Bank of America Merrill Lynch	(29,384)
(4,516)	Popular Inc	Barclays Bank	(6,043)
(6,084)	Popular Inc	Goldman Sachs	(26,891)
(9,401)	Popular Inc	HSBC	(23,358)
(14,414)	Popular Inc	Morgan Stanley	(28,252)
57,777	Portland General Electric Co	Bank of America Merrill Lynch	290,618
32,029	Portland General Electric Co	Barclays Bank	91,283
18,238	Portland General Electric Co	Goldman Sachs	91,737
49,874	Portland General Electric Co	HSBC	24,438

保有高	銘柄	取引相手	未実現評価益/ (損) (米ドル)
	米国(続き)		
49,501	Portland General Electric Co	Morgan Stanley	141,078
(9,355)	Post Holdings Inc	Bank of America Merrill Lynch	(25,539)
3,770	Post Holdings Inc	Bank of America Merrill Lynch	10,292
(2,006)	Post Holdings Inc	Barclays Bank	(5,557)
5,901	Post Holdings Inc	Barclays Bank	16,346
(4,546)	Post Holdings Inc	Goldman Sachs	(11,676)
7,444	Post Holdings Inc	Goldman Sachs	20,322
(6,999)	Post Holdings Inc	HSBC	14,208
13,218	Post Holdings Inc	HSBC	(23,780)
(2,537)	Post Holdings Inc	Morgan Stanley	(7,027)
15,384	Post Holdings Inc	Morgan Stanley	42,614
(84,451)	Potbelly Corp	Bank of America Merrill Lynch	(4,223)
(57,754)	Potbelly Corp	HSBC	51,401
(46,211)	Potbelly Corp	Morgan Stanley	(12,939)
(1,336)	PotlatchDeltic Corp (REIT)	Goldman Sachs	(4,462)
(1,162)	PotlatchDeltic Corp (REIT)	HSBC	3,155
(80,360)	PotlatchDeltic Corp (REIT)	Morgan Stanley	(25,715)
(2,651)	Powell Industries Inc	Bank of America Merrill Lynch	(6,283)
(6,714)	Powell Industries Inc	Goldman Sachs	(15,912)
(13,305)	Powell Industries Inc	Morgan Stanley	(2,661)
3,285	Power Integrations Inc	Bank of America Merrill Lynch	26,346
1,716	Power Integrations Inc	Barclays Bank	3,724
1,703	Power Integrations Inc	Goldman Sachs	13,659
14,831	Power Integrations Inc	HSBC	31,441
19,160	Power Integrations Inc	Morgan Stanley	41,577
12,046	Powerfleet Inc	Bank of America Merrill Lynch	6,445
11,590	Powerfleet Inc	Barclays Bank	(2,260)
14,470	Powerfleet Inc	Goldman Sachs	7,741
16,703	Powerfleet Inc	HSBC	(418)
8,735	Powerfleet Inc	Morgan Stanley	(1,703)
16,024	PPD Inc	Bank of America Merrill Lynch	(8,172)
7,492	PPD Inc	Barclays Bank	(2,023)
28,312	PPD Inc	Goldman Sachs	(14,439)
6,338	PPD Inc	HSBC	(2,789)
14,481	PPD Inc	Morgan Stanley	(3,910)
6,527	PPG Industries Inc	Barclays Bank	33,810
10,135	PPG Industries Inc	Goldman Sachs	146,349
9,191	PPG Industries Inc	HSBC	87,792
30,469	PPG Industries Inc	Morgan Stanley	157,829
(6,822)	PPL Corp	Bank of America Merrill Lynch	(19,784)
(2,004)	PPL Corp	Barclays Bank	(3,527)
(39,215)	PPL Corp	Goldman Sachs	(113,724)
(78,910)	PPL Corp	HSBC	(102,583)
(76,338)	PPL Corp	Morgan Stanley	(134,355)
25,050	PQ Group Holdings Inc	Bank of America Merrill Lynch	33,066

保有高	銘柄	取引相手	未実現評価益/ (損) (米ドル)
	米国(続き)		
31,683	PQ Group Holdings Inc	Barclays Bank	15,842
21,371	PQ Group Holdings Inc	Goldman Sachs	28,210
29,219	PQ Group Holdings Inc	HSBC	16,947
15,113	PQ Group Holdings Inc	Morgan Stanley	7,557
2,800	PRA Group Inc	Barclays Bank	6,244
(914)	PRA Group Inc	Goldman Sachs	(2,148)
4,092	PRA Group Inc	Goldman Sachs	9,616
15,170	PRA Group Inc	HSBC	3,489
(745)	PRA Group Inc	Morgan Stanley	(1,661)
12,165	PRA Group Inc	Morgan Stanley	27,128
2,882	PRA Health Sciences Inc	Bank of America Merrill Lynch	28,157
3,095	PRA Health Sciences Inc	Barclays Bank	13,309
5,824	PRA Health Sciences Inc	Goldman Sachs	56,900
12,697	PRA Health Sciences Inc	HSBC	142,461
7,673	PRA Health Sciences Inc	Morgan Stanley	32,994
6,865	Precigen Inc	Bank of America Merrill Lynch	(1,991)
9,023	Precigen Inc	Barclays Bank	(3,068)
16,098	Precigen Inc	Goldman Sachs	(4,668)
16,648	Precigen Inc	HSBC	(17,147)
16,240	Precigen Inc	Morgan Stanley	(5,522)
(2,976)	Precision BioSciences Inc	Bank of America Merrill Lynch	2,411
(13,412)	Precision BioSciences Inc	Barclays Bank	4,962
(11,091)	Precision BioSciences Inc	Goldman Sachs	8,984
(3,284)	Precision BioSciences Inc	HSBC	1,773
102,809	Precision Drilling Corp	Goldman Sachs	4,122
(1,282)	Preferred Bank	Bank of America Merrill Lynch	(5,896)
(9,348)	Preferred Bank	Barclays Bank	(25,146)
(8,698)	Preferred Bank	Goldman Sachs	(56,537)
(6,905)	Preferred Bank	HSBC	(11,117)
(13,506)	Preferred Bank	Morgan Stanley	(36,331)
(3,715)	Preformed Line Products Co	Bank of America Merrill Lynch	(22,401)
(2,535)	Preformed Line Products Co	Barclays Bank	(2,789)
(4,214)	Preformed Line Products Co	Goldman Sachs	(25,410)
(1,190)	Preformed Line Products Co	HSBC	(2,309)
(2,236)	Preformed Line Products Co	Morgan Stanley	(2,460)
7,435	Premier Financial Bancorp Inc	Barclays Bank	6,766
6,452	Premier Financial Bancorp Inc	HSBC	9,678
6,793	Premier Financial Bancorp Inc	Morgan Stanley	6,182
(1,595)	Premier Inc 'A'	Bank of America Merrill Lynch	(6,651)
14,330	Premier Inc 'A'	Bank of America Merrill Lynch	59,756
(1,646)	Premier Inc 'A'	Barclays Bank	(1,844)
(2,286)	Premier Inc 'A'	Goldman Sachs	(9,533)
4,233	Premier Inc 'A'	HSBC	19,017
(20,500)	Premier Inc 'A'	Morgan Stanley	(22,960)
2,691	Prestige Consumer Healthcare Inc	Bank of America Merrill Lynch	7,454

保有高	銘柄	取引相手	未実現評価益/ (損) (米ドル)
	米国(続き)		
4,961	Prestige Consumer Healthcare Inc	Barclays Bank	3,026
20,076	Prestige Consumer Healthcare Inc	Goldman Sachs	55,610
2,269	Prestige Consumer Healthcare Inc	HSBC	5,786
30,386	Prestige Consumer Healthcare Inc	Morgan Stanley	18,535
9,742	Prevail Therapeutics Inc	Bank of America Merrill Lynch	20,556
8,271	Prevail Therapeutics Inc	Barclays Bank	(10,091)
5,591	Prevail Therapeutics Inc	Goldman Sachs	1,723
4,077	Prevail Therapeutics Inc	HSBC	3,120
5,788	Prevail Therapeutics Inc	Morgan Stanley	(7,061)
(12,814)	PRGX Global Inc	Bank of America Merrill Lynch	(2,435)
(1,164)	PRGX Global Inc	Barclays Bank	(279)
(63,183)	PRGX Global Inc	Goldman Sachs	(12,005)
(36,169)	PRGX Global Inc	HSBC	(10,127)
(48,161)	PRGX Global Inc	Morgan Stanley	(11,559)
(7,292)	PriceSmart Inc	Bank of America Merrill Lynch	(30,627)
(6,608)	PriceSmart Inc	Goldman Sachs	(25,904)
(6,290)	PriceSmart Inc	HSBC	(3,900)
(21,660)	PriceSmart Inc	Morgan Stanley	(55,016)
(589)	PrimeEnergy Resources Corp	Barclays Bank	10,755
(176)	PrimeEnergy Resources Corp	Goldman Sachs	(3,509)
(238)	PrimeEnergy Resources Corp	HSBC	(2,137)
(543)	PrimeEnergy Resources Corp	Morgan Stanley	9,915
(7,889)	Primerica Inc	Bank of America Merrill Lynch	(97,543)
(4,366)	Primerica Inc	Barclays Bank	(24,520)
(2,573)	Primerica Inc	Goldman Sachs	(31,634)
(5,551)	Primerica Inc	HSBC	(30,475)
(14,292)	Primerica Inc	Morgan Stanley	(84,037)
4,336	Primoris Services Corp	Barclays Bank	6,157
32,082	Primoris Services Corp	Goldman Sachs	95,604
12,401	Primoris Services Corp	HSBC	19,966
25,918	Primoris Services Corp	Morgan Stanley	36,804
(13,463)	Principal Financial Group Inc	Bank of America Merrill Lynch	(66,238)
(17,085)	Principal Financial Group Inc	Barclays Bank	(31,436)
(36,614)	Principal Financial Group Inc	Goldman Sachs	(180,140)
(8,344)	Principal Financial Group Inc	HSBC	(4,672)
(14,049)	Principal Financial Group Inc	Morgan Stanley	(25,850)
1,909	Principia Biopharma Inc	Bank of America Merrill Lynch	(3,246)
2,094	Principia Biopharma Inc	Barclays Bank	(5,423)
3,044	Principia Biopharma Inc	Goldman Sachs	(5,175)
1,063	Principia Biopharma Inc	HSBC	1,020
4,300	Principia Biopharma Inc	Morgan Stanley	(11,137)
3,840	Priority Technology Holdings	HSBC	1,133
(23,139)	ProAssurance Corp	Bank of America Merrill Lynch	(9,024)
(2,438)	ProAssurance Corp	Barclays Bank	780
(6,897)	ProAssurance Corp	HSBC	15,311

保有高	銘柄	取引相手	未実現評価益/ (損) (米ドル)
	米国(続き)		
(17,404)	ProAssurance Corp	Morgan Stanley	5,569
4,706	Procter & Gamble Co	Bank of America Merrill Lynch	6,730
19,251	Procter & Gamble Co	Barclays Bank	66,223
10,986	Procter & Gamble Co	Goldman Sachs	15,710
(11,649)	Procter & Gamble Co	Goldman Sachs	(16,658)
2,139	Procter & Gamble Co	HSBC	193
(22,760)	Procter & Gamble Co	HSBC	(2,048)
26,611	Procter & Gamble Co	Morgan Stanley	91,542
(5,834)	Procter & Gamble Co	Morgan Stanley	(20,069)
9,693	Professional Holding Corp 'A'	Bank of America Merrill Lynch	(6,300)
12,022	Professional Holding Corp 'A'	Barclays Bank	(10,820)
4,495	Professional Holding Corp 'A'	Goldman Sachs	(2,922)
8,618	Professional Holding Corp 'A'	HSBC	(6,205)
6,176	Professional Holding Corp 'A'	Morgan Stanley	(5,558)
5,366	Progress Software Corp	Bank of America Merrill Lynch	22,698
5,550	Progress Software Corp	Barclays Bank	4,884
(20,948)	Progress Software Corp	Barclays Bank	(18,434)
(26,952)	Progress Software Corp	Goldman Sachs	(111,856)
4,332	Progress Software Corp	Goldman Sachs	18,324
7,561	Progress Software Corp	HSBC	9,527
(9,289)	Progress Software Corp	HSBC	(11,704)
7,069	Progress Software Corp	Morgan Stanley	6,221
(1,504)	Progress Software Corp	Morgan Stanley	(1,324)
(5,152)	Progressive Corp	Bank of America Merrill Lynch	(6,507)
(19,748)	Progressive Corp	Barclays Bank	(42,656)
(9,458)	Progressive Corp	Goldman Sachs	(9,614)
(6,568)	Progressive Corp	HSBC	(17,142)
(3,894)	Progressive Corp	Morgan Stanley	(8,411)
13,125	Progyny Inc	Bank of America Merrill Lynch	(12,635)
7,273	Progyny Inc	Barclays Bank	(5,018)
11,791	Progyny Inc	Goldman Sachs	(12,734)
2,955	Progyny Inc	HSBC	7,062
7,840	Prologis Inc (REIT)	HSBC	21,948
(9,431)	Prologis Inc (REIT)	HSBC	(21,314)
23,178	Prologis Inc (REIT)	Morgan Stanley	108,473
(3,614)	Proofpoint Inc	Bank of America Merrill Lynch	5,674
3,218	Proofpoint Inc	Bank of America Merrill Lynch	(5,052)
(4,111)	Proofpoint Inc	Barclays Bank	(7,071)
6,956	Proofpoint Inc	Barclays Bank	11,964
(2,567)	Proofpoint Inc	Goldman Sachs	4,030
1,830	Proofpoint Inc	Goldman Sachs	(2,873)
(2,961)	Proofpoint Inc	HSBC	21,112
2,834	Proofpoint Inc	HSBC	(20,206)
(3,219)	Proofpoint Inc	Morgan Stanley	(5,537)
1,304	Proofpoint Inc	Morgan Stanley	2,243

保有高	銘柄	取引相手	未実現評価益/ (損) (米ドル)
	米国(続き)		
13,338	ProPetro Holding Corp	HSBC	1,601
2,428	PROS Holdings Inc	Bank of America Merrill Lynch	17,355
11,404	PROS Holdings Inc	Barclays Bank	55,651
13,632	PROS Holdings Inc	Goldman Sachs	99,977
16,468	PROS Holdings Inc	HSBC	71,871
1,869	PROS Holdings Inc	Morgan Stanley	9,121
(20,450)	ProSight Global Inc	Barclays Bank	4,908
(2,706)	ProSight Global Inc	Morgan Stanley	649
(11,898)	Prosperity Bancshares Inc	Bank of America Merrill Lynch	14,343
(2,405)	Prosperity Bancshares Inc	Barclays Bank	786
(3,486)	Prosperity Bancshares Inc	Goldman Sachs	(27,564)
(1,095)	Prosperity Bancshares Inc	HSBC	(4,960)
(11,883)	Prosperity Bancshares Inc	Morgan Stanley	(46,938)
(3,029)	Protagonist Therapeutics Inc	Barclays Bank	(2,878)
(3,782)	Protagonist Therapeutics Inc	Goldman Sachs	(2,231)
(16,198)	Protagonist Therapeutics Inc	HSBC	(41,953)
664	Protara Therapeutic Inc	HSBC	14,814
80,294	Protective Insurance Corp 'B'	Bank of America Merrill Lynch	96,353
7,370	Protective Insurance Corp 'B'	Goldman Sachs	8,844
(51,193)	Proteostasis Therapeutics Inc	Barclays Bank	13,310
(62,121)	Proteostasis Therapeutics Inc	Morgan Stanley	16,151
(16,759)	Prothena Corp Plc	Barclays Bank	14,748
(7,588)	Prothena Corp Plc	Goldman Sachs	2,201
(20,444)	Prothena Corp Plc	HSBC	4,907
(21,300)	Prothena Corp Plc	Morgan Stanley	18,744
(8,149)	Proto Labs Inc	Barclays Bank	(15,287)
(1,324)	Proto Labs Inc	Goldman Sachs	(21,889)
11,271	Proto Labs Inc	Goldman Sachs	226,547
(1,897)	Proto Labs Inc	HSBC	(46,918)
(3,768)	Proto Labs Inc	Morgan Stanley	(8,515)
(21,702)	Provention Bio Inc	Barclays Bank	(4,123)
(18,891)	Provention Bio Inc	Goldman Sachs	(4,156)
(18,096)	Providence Service Corp	Bank of America Merrill Lynch	(266,011)
(453)	Providence Service Corp	Morgan Stanley	(1,096)
11,331	Provident Bancorp Inc	Bank of America Merrill Lynch	5,779
64,526	Provident Bancorp Inc	Barclays Bank	4,517
49,282	Provident Bancorp Inc	Goldman Sachs	25,134
25,994	Provident Bancorp Inc	HSBC	(2,472)
17,883	Provident Bancorp Inc	Morgan Stanley	1,252
4,699	Provident Financial Holdings Inc	Bank of America Merrill Lynch	3,336
5,869	Provident Financial Holdings Inc	Barclays Bank	2,289
3,352	Provident Financial Holdings Inc	Goldman Sachs	2,380
5,456	Provident Financial Holdings Inc	HSBC	(546)
3,795	Provident Financial Holdings Inc	Morgan Stanley	1,480
6,600	Provident Financial Services Inc	HSBC	(1,386)

保有高	銘柄	取引相手	未実現評価益/ (損) (米ドル)
	米国(続き)		
14,500	Provident Financial Services Inc	Morgan Stanley	10,585
4,146	Prudential Bancorp Inc	Bank of America Merrill Lynch	912
900	Prudential Bancorp Inc	Barclays Bank	513
1,826	Prudential Bancorp Inc	Goldman Sachs	402
9,752	Prudential Financial Inc	Bank of America Merrill Lynch	71,384
14,213	Prudential Financial Inc	Barclays Bank	56,426
17,709	Prudential Financial Inc	Goldman Sachs	54,815
38,722	Prudential Financial Inc	HSBC	65,992
80,890	Prudential Financial Inc	Morgan Stanley	272,683
(2,188)	PS Business Parks Inc (REIT)	Bank of America Merrill Lynch	(44,395)
(3,026)	PS Business Parks Inc (REIT)	Barclays Bank	(27,295)
(10,408)	PS Business Parks Inc (REIT)	Goldman Sachs	(213,468)
(25,386)	PS Business Parks Inc (REIT)	HSBC	(208,129)
(17,103)	PS Business Parks Inc (REIT)	Morgan Stanley	(154,270)
(6,140)	PTC Inc	Bank of America Merrill Lynch	(59,988)
(8,537)	PTC Inc	Barclays Bank	(38,929)
(6,498)	PTC Inc	Goldman Sachs	(63,485)
(6,656)	PTC Inc	HSBC	(21,432)
(17,102)	PTC Inc	Morgan Stanley	(77,985)
(3,470)	PTC Therapeutics Inc	Bank of America Merrill Lynch	(2,915)
3,268	PTC Therapeutics Inc	Bank of America Merrill Lynch	2,745
(7,098)	PTC Therapeutics Inc	Barclays Bank	6,672
1,690	PTC Therapeutics Inc	Barclays Bank	(1,077)
(6,095)	PTC Therapeutics Inc	Goldman Sachs	(5,120)
2,465	PTC Therapeutics Inc	Goldman Sachs	2,071
(14,247)	PTC Therapeutics Inc	HSBC	(73,657)
10,005	PTC Therapeutics Inc	HSBC	51,726
(28,262)	PTC Therapeutics Inc	Morgan Stanley	26,567
1,243	PTC Therapeutics Inc	Morgan Stanley	(1,168)
(7,283)	Public Service Enterprise Group Inc	Bank of America Merrill Lynch	(37,143)
(997)	Public Service Enterprise Group Inc	Barclays Bank	(2,433)
4,823	Public Service Enterprise Group Inc	Barclays Bank	2,294
23,013	Public Service Enterprise Group Inc	Goldman Sachs	117,366
(8,973)	Public Service Enterprise Group Inc	HSBC	(16,062)
5,988	Public Service Enterprise Group Inc	HSBC	10,719
(18,831)	Public Service Enterprise Group Inc	Morgan Stanley	(45,948)
(1,843)	Public Storage (REIT)	Bank of America Merrill Lynch	(44,029)
3,648	Public Storage (REIT)	Bank of America Merrill Lynch	87,151
(971)	Public Storage (REIT)	Barclays Bank	(13,002)
1,224	Public Storage (REIT)	Barclays Bank	16,389
(14,074)	Public Storage (REIT)	Goldman Sachs	(336,228)
3,456	Public Storage (REIT)	Goldman Sachs	82,564
(5,459)	Public Storage (REIT)	HSBC	(51,970)
(1,019)	Public Storage (REIT)	Morgan Stanley	(13,644)
(1,462)	Pulse Biosciences Inc	Bank of America Merrill Lynch	2,354

保有高	銘柄	取引相手	未実現評価益/ (損) (米ドル)
	米国(続き)		
(1,462)	Pulse Biosciences Inc	Bank of America Merrill Lynch	(762)
(2,667)	Pulse Biosciences Inc	Barclays Bank	2,134
(2,667)	Pulse Biosciences Inc	Barclays Bank	(1,390)
(20,415)	Pulse Biosciences Inc	HSBC	36,747
(20,415)	Pulse Biosciences Inc	HSBC	(10,642)
(8,017)	Pulse Biosciences Inc	Morgan Stanley	6,414
(8,017)	Pulse Biosciences Inc	Morgan Stanley	(4,179)
(31,307)	PulteGroup Inc	Bank of America Merrill Lynch	(207,252)
14,395	PulteGroup Inc	Bank of America Merrill Lynch	95,295
(17,318)	PulteGroup Inc	Barclays Bank	(17,838)
(18,765)	PulteGroup Inc	Goldman Sachs	(124,224)
19,569	PulteGroup Inc	Goldman Sachs	129,547
(3,941)	PulteGroup Inc	HSBC	(17,577)
32,962	PulteGroup Inc	HSBC	147,011
(35,576)	PulteGroup Inc	Morgan Stanley	(36,643)
10,148	PulteGroup Inc	Morgan Stanley	10,452
30,427	Puma Biotechnology Inc	Barclays Bank	(35,600)
4,076	Puma Biotechnology Inc	Goldman Sachs	(8,560)
(18,640)	Pure Cycle Corp	Bank of America Merrill Lynch	(2,610)
(24,419)	Pure Cycle Corp	Barclays Bank	2,442
(48,474)	Pure Cycle Corp	Goldman Sachs	(5,651)
(33,631)	Pure Cycle Corp	HSBC	3,914
(28,782)	Pure Cycle Corp	Morgan Stanley	2,878
37,249	Pure Storage Inc 'A'	Bank of America Merrill Lynch	126,274
32,577	Pure Storage Inc 'A'	Barclays Bank	45,934
24,667	Pure Storage Inc 'A'	Goldman Sachs	83,621
5,504	Pure Storage Inc 'A'	HSBC	11,944
37,986	Pure Storage Inc 'A'	Morgan Stanley	53,560
(26,326)	Purple Innovation Inc	Bank of America Merrill Lynch	(37,909)
(3,958)	Purple Innovation Inc	Barclays Bank	(2,810)
(6,736)	Purple Innovation Inc	Goldman Sachs	(9,700)
(4,721)	Purple Innovation Inc	HSBC	(7,459)
(3,495)	PVH Corp	Bank of America Merrill Lynch	(23,766)
(8,592)	PVH Corp	Barclays Bank	(24,573)
(2,191)	PVH Corp	Goldman Sachs	(14,899)
(4,181)	PVH Corp	HSBC	(4,139)
(16,213)	PVH Corp	Morgan Stanley	(46,369)
10,762	Pzena Investment Management Inc 'A'	Bank of America Merrill Lynch	2,368
10,083	Pzena Investment Management Inc 'A'	Barclays Bank	706
11,281	Pzena Investment Management Inc 'A'	Goldman Sachs	2,482
50,812	Pzena Investment Management Inc 'A'	HSBC	(35,568)
45,307	Pzena Investment Management Inc 'A'	Morgan Stanley	3,171
(4,838)	Q2 Holdings Inc	Bank of America Merrill Lynch	(11,969)
774	Q2 Holdings Inc	Bank of America Merrill Lynch	1,974
(2,673)	Q2 Holdings Inc	Barclays Bank	(2,112)

保有高	銘柄	取引相手	未実現評価益/ (損) (米ドル)
	米国(続き)		
4,244	Q2 Holdings Inc	Barclays Bank	150
(10,708)	Q2 Holdings Inc	Goldman Sachs	(27,306)
4,409	Q2 Holdings Inc	Goldman Sachs	11,331
(6,039)	Q2 Holdings Inc	HSBC	1,027
1,495	Q2 Holdings Inc	HSBC	576
(13,220)	Q2 Holdings Inc	Morgan Stanley	(10,443)
8,064	Q2 Holdings Inc	Morgan Stanley	6,371
(3,433)	QAD Inc 'A'	Bank of America Merrill Lynch	(19,534)
(4,052)	QAD Inc 'A'	Barclays Bank	(11,021)
(2,116)	QAD Inc 'A'	Goldman Sachs	(12,040)
(603)	QAD Inc 'A'	HSBC	(784)
(19,735)	QAD Inc 'A'	Morgan Stanley	(53,679)
(1,940)	QCR Holdings Inc	Bank of America Merrill Lynch	(9,739)
(6,929)	QCR Holdings Inc	Barclays Bank	(12,264)
(7,297)	QCR Holdings Inc	Goldman Sachs	(36,631)
(4,856)	QCR Holdings Inc	HSBC	(4,710)
(3,735)	QCR Holdings Inc	Morgan Stanley	(6,611)
127	Qorvo Inc	Bank of America Merrill Lynch	1,019
(2,869)	Qorvo Inc	Bank of America Merrill Lynch	(23,009)
1,000	Qorvo Inc	Barclays Bank	1,190
(5,684)	Qorvo Inc	Barclays Bank	(6,764)
2,054	Qorvo Inc	Goldman Sachs	16,473
(4,906)	Qorvo Inc	Goldman Sachs	(14,709)
4,151	Qorvo Inc	HSBC	(1,121)
(4,988)	Qorvo Inc	HSBC	(5,863)
3,803	Qorvo Inc	Morgan Stanley	4,526
(3,960)	Qorvo Inc	Morgan Stanley	(4,712)
9,024	QTS Realty Trust Inc 'A' (REIT)	Bank of America Merrill Lynch	31,822
8,040	QTS Realty Trust Inc 'A' (REIT)	Barclays Bank	33,307
16,186	QTS Realty Trust Inc 'A' (REIT)	Goldman Sachs	59,663
7,881	QTS Realty Trust Inc 'A' (REIT)	HSBC	21,977
71,369	QTS Realty Trust Inc 'A' (REIT)	Morgan Stanley	342,572
(46,503)	Quad/Graphics Inc	Bank of America Merrill Lynch	(15,811)
(41,475)	Quad/Graphics Inc	Barclays Bank	(2,903)
(6,036)	Quad/Graphics Inc	HSBC	2,294
(47,752)	Quad/Graphics Inc	Morgan Stanley	(3,343)
(854)	Quaker Chemical Corp	Bank of America Merrill Lynch	(6,704)
(7,498)	Quaker Chemical Corp	Barclays Bank	24,443
(8,579)	Quaker Chemical Corp	Goldman Sachs	(61,194)
(4,545)	Quaker Chemical Corp	HSBC	(62,448)
(8,036)	Quaker Chemical Corp	Morgan Stanley	26,197
(8,095)	QUALCOMM Inc	Bank of America Merrill Lynch	(18,212)
(5,401)	QUALCOMM Inc	Barclays Bank	(108)
(15,036)	QUALCOMM Inc	Goldman Sachs	(44,357)
(17,931)	QUALCOMM Inc	HSBC	31,521

保有高	銘柄	取引相手	未実現評価益/ (損) (米ドル)
	米国(続き)		
(17,551)	QUALCOMM Inc	Morgan Stanley	(351)
(2,246)	Qualys Inc	Bank of America Merrill Lynch	(16,194)
1,678	Qualys Inc	Bank of America Merrill Lynch	12,098
(6,342)	Qualys Inc	Barclays Bank	(6,469)
16,369	Qualys Inc	Barclays Bank	16,696
(5,717)	Qualys Inc	Goldman Sachs	(41,220)
3,530	Qualys Inc	Goldman Sachs	25,451
(1,841)	Qualys Inc	HSBC	(15,869)
10,506	Qualys Inc	HSBC	84,040
(380)	Qualys Inc	Morgan Stanley	(388)
6,519	Qualys Inc	Morgan Stanley	5,839
2,051	Quanex Building Products Corp	Bank of America Merrill Lynch	4,328
56,711	Quanex Building Products Corp	Barclays Bank	38,563
17,426	Quanex Building Products Corp	Goldman Sachs	36,769
14,705	Quanex Building Products Corp	HSBC	4,879
24,300	Quanex Building Products Corp	Morgan Stanley	16,524
(8,410)	Quanta Services Inc	Bank of America Merrill Lynch	(39,022)
12,060	Quanta Services Inc	Bank of America Merrill Lynch	51,009
(16,523)	Quanta Services Inc	Barclays Bank	(28,585)
3,488	Quanta Services Inc	Barclays Bank	6,034
(6,197)	Quanta Services Inc	Goldman Sachs	(28,754)
(8,710)	Quanta Services Inc	HSBC	(14,110)
1,418	Quanta Services Inc	HSBC	2,297
(17,903)	Quanta Services Inc	Morgan Stanley	(30,972)
25,330	Quanta Services Inc	Morgan Stanley	43,821
2,638	Quanterix Corp	Bank of America Merrill Lynch	5,362
3,641	Quanterix Corp	Barclays Bank	10,632
2,384	Quanterix Corp	Goldman Sachs	3,957
5,407	Quanterix Corp	HSBC	3,738
6,511	Quanterix Corp	Morgan Stanley	19,012
5,982	Quantum Corp	Bank of America Merrill Lynch	2,692
12,470	Quantum Corp	Barclays Bank	(1,995)
4,968	Quantum Corp	HSBC	(2,732)
26,448	Quantum Corp	Morgan Stanley	(4,232)
561	Quest Diagnostics Inc	Bank of America Merrill Lynch	1,977
(2,120)	Quest Diagnostics Inc	Barclays Bank	(7,484)
10,501	Quest Diagnostics Inc	Barclays Bank	37,069
(8,499)	Quest Diagnostics Inc	HSBC	(35,186)
(5,506)	Quest Diagnostics Inc	Morgan Stanley	(19,436)
1,018	Quest Diagnostics Inc	Morgan Stanley	1,270
(215)	Quidel Corp	Bank of America Merrill Lynch	(2,765)
(1,554)	Quidel Corp	Barclays Bank	(8,853)
(1,721)	Quidel Corp	Goldman Sachs	29,191
(2,382)	Quidel Corp	HSBC	(10,191)
(8,262)	Quidel Corp	Morgan Stanley	(1,859)

保有高	銘柄	取引相手	未実現評価益/ (損) (米ドル)
	米国(続き)		
12,330	QuinStreet Inc	Bank of America Merrill Lynch	7,275
9,369	QuinStreet Inc	Barclays Bank	1,874
2,925	QuinStreet Inc	Goldman Sachs	1,726
30,659	QuinStreet Inc	HSBC	(18,395)
18,597	QuinStreet Inc	Morgan Stanley	3,719
32,437	Quotient Technology Inc	Bank of America Merrill Lynch	30,815
14,033	Quotient Technology Inc	Barclays Bank	6,315
48,057	Quotient Technology Inc	Goldman Sachs	45,654
25,206	Quotient Technology Inc	HSBC	13,611
2,018	Quotient Technology Inc	Morgan Stanley	908
19,431	Qurate Retail Inc 'A'	Goldman Sachs	14,185
24,833	Qurate Retail Inc 'A'	HSBC	(5,339)
(23,128)	Qurate Retail Inc 'A'	HSBC	4,973
11,005	Qurate Retail Inc 'A'	Morgan Stanley	3,962
(12,799)	R1 RCM Inc	Bank of America Merrill Lynch	(14,591)
(15,555)	R1 RCM Inc	Barclays Bank	(3,733)
(17,469)	R1 RCM Inc	Goldman Sachs	(19,915)
(20,272)	R1 RCM Inc	HSBC	(19,563)
(111,191)	R1 RCM Inc	Morgan Stanley	(26,686)
(5,402)	Radian Group Inc	Bank of America Merrill Lynch	(8,859)
2,708	Radian Group Inc	Barclays Bank	1,083
(8,569)	Radian Group Inc	Barclays Bank	(3,428)
(36,822)	Radian Group Inc	Goldman Sachs	(60,388)
1,902	Radian Group Inc	Goldman Sachs	3,119
(11,627)	Radian Group Inc	HSBC	(12,991)
(24,699)	Radian Group Inc	Morgan Stanley	(9,880)
16,944	Radian Group Inc	Morgan Stanley	6,778
151,420	Radiant Logistics Inc	Bank of America Merrill Lynch	98,423
34,554	Radiant Logistics Inc	Barclays Bank	11,748
25,497	Radiant Logistics Inc	Goldman Sachs	16,573
50,630	Radiant Logistics Inc	HSBC	(9,113)
47,942	Radiant Logistics Inc	Morgan Stanley	16,300
3,366	Radius Health Inc	Bank of America Merrill Lynch	(2,424)
20,994	Radius Health Inc	Barclays Bank	210
9,599	Radius Health Inc	Goldman Sachs	(6,911)
1,542	Radius Health Inc	HSBC	(2,837)
10,137	Radius Health Inc	Morgan Stanley	(461)
6,151	RadNet Inc	Barclays Bank	(123)
4,811	RadNet Inc	Goldman Sachs	10,729
25,012	RadNet Inc	HSBC	69,033
7,833	RadNet Inc	Morgan Stanley	(157)
(17,381)	Rafael Holdings Inc 'B'	Barclays Bank	(17,207)
(1,895)	Rafael Holdings Inc 'B'	Goldman Sachs	(6,386)
(7,802)	Rafael Holdings Inc 'B'	HSBC	(14,200)
(16,951)	Rafael Holdings Inc 'B'	Morgan Stanley	(16,781)

保有高	銘柄	取引相手	未実現評価益/ (損) (米ドル)
	米国(続き)		
2,822	Ralph Lauren Corp	Bank of America Merrill Lynch	35,247
(6,361)	Ralph Lauren Corp	Bank of America Merrill Lynch	(79,449)
1,201	Ralph Lauren Corp	Barclays Bank	6,041
3,759	Ralph Lauren Corp	Goldman Sachs	46,950
11,763	Ralph Lauren Corp	HSBC	68,108
(1,857)	Ralph Lauren Corp	HSBC	(10,752)
470	Ralph Lauren Corp	Morgan Stanley	2,364
(5,767)	Ralph Lauren Corp	Morgan Stanley	(29,008)
(3,671)	Ramaco Resources Inc	Bank of America Merrill Lynch	(3,010)
(17,432)	Ramaco Resources Inc	Barclays Bank	(6,798)
(14,906)	Ramaco Resources Inc	Goldman Sachs	(12,223)
(12,782)	Rambus Inc	Bank of America Merrill Lynch	(12,910)
(14,485)	Rambus Inc	Barclays Bank	3,476
(38,350)	Rambus Inc	Goldman Sachs	(38,733)
(12,348)	Rambus Inc	HSBC	(4,302)
(34,662)	Rambus Inc	Morgan Stanley	8,319
(5,329)	Range Resources Corp	Barclays Bank	(266)
(28,611)	Range Resources Corp	HSBC	3,433
22,946	Range Resources Corp	Morgan Stanley	1,147
18,065	Ranger Energy Services Inc	Bank of America Merrill Lynch	994
9,630	Ranger Energy Services Inc	Goldman Sachs	530
11,753	Ranger Energy Services Inc	Morgan Stanley	(1,234)
2,707	Ranpak Holdings Corp 'A'	Bank of America Merrill Lynch	2,707
7,978	Ranpak Holdings Corp 'A'	Barclays Bank	2,314
4,121	Ranpak Holdings Corp 'A'	Goldman Sachs	4,121
21,319	Ranpak Holdings Corp 'A'	HSBC	(1,919)
14,809	Ranpak Holdings Corp 'A'	Morgan Stanley	4,295
9,092	Rapid7 Inc	Barclays Bank	20,366
31,027	Rapid7 Inc	Goldman Sachs	41,377
8,616	Rapid7 Inc	HSBC	(2,987)
32,649	Rapid7 Inc	Morgan Stanley	68,525
(1,127)	RAPT Therapeutics Inc	Barclays Bank	135
(2,511)	RAPT Therapeutics Inc	Goldman Sachs	(5,750)
(772)	RAPT Therapeutics Inc	Morgan Stanley	93
(63,786)	Rattler Midstream LP	Barclays Bank	49,753
(5,174)	Raven Industries Inc	Bank of America Merrill Lynch	(9,365)
(4,835)	Raven Industries Inc	Barclays Bank	(290)
(15,075)	Raven Industries Inc	Goldman Sachs	(27,286)
(10,881)	Raven Industries Inc	HSBC	7,508
(16,515)	Raven Industries Inc	Morgan Stanley	(991)
(5,866)	Raymond James Financial Inc	Bank of America Merrill Lynch	(37,100)
(3,289)	Raymond James Financial Inc	Barclays Bank	(14,176)
(3,813)	Raymond James Financial Inc	Goldman Sachs	(25,123)
200	Raymond James Financial Inc	Goldman Sachs	1,696
(405)	Raymond James Financial Inc	HSBC	(1,089)

保有高	銘柄	取引相手	未実現評価益/ (損) (米ドル)
	米国(続き)		
4,398	Raymond James Financial Inc	HSBC	11,831
(1,663)	Raymond James Financial Inc	Morgan Stanley	(7,168)
(29,462)	Rayonier Advanced Materials Inc	Bank of America Merrill Lynch	(6,187)
(46,460)	Rayonier Advanced Materials Inc	Morgan Stanley	(9,292)
(2,138)	Rayonier Inc (REIT)	Goldman Sachs	(4,811)
(29,195)	Rayonier Inc (REIT)	HSBC	48,756
(48,068)	Rayonier Inc (REIT)	Morgan Stanley	(10,575)
17,503	RBB Bancorp	Bank of America Merrill Lynch	21,704
6,404	RBB Bancorp	Barclays Bank	1,281
13,049	RBB Bancorp	Goldman Sachs	16,181
12,273	RBB Bancorp	HSBC	(3,314)
26,459	RBB Bancorp	Morgan Stanley	5,292
1,499	RBC Bearings Inc	Bank of America Merrill Lynch	31,716
964	RBC Bearings Inc	Barclays Bank	7,326
1,264	RBC Bearings Inc	Goldman Sachs	32,194
(499)	RBC Bearings Inc	HSBC	(6,612)
4,420	RBC Bearings Inc	HSBC	58,565
(1,393)	RBC Bearings Inc	Morgan Stanley	(10,587)
5,024	RBC Bearings Inc	Morgan Stanley	38,182
(2,024)	RCI Hospitality Holdings Inc	Bank of America Merrill Lynch	(10,019)
(9,268)	RCI Hospitality Holdings Inc	Barclays Bank	(8,063)
(8,385)	RCI Hospitality Holdings Inc	Goldman Sachs	(41,506)
(2,423)	RCI Hospitality Holdings Inc	HSBC	(5,549)
(12,873)	RCI Hospitality Holdings Inc	Morgan Stanley	(11,200)
20,571	RE/MAX Holdings Inc 'A'	HSBC	26,742
37,090	RE/MAX Holdings Inc 'A'	Morgan Stanley	79,002
(231,972)	Reading International Inc 'A'	Bank of America Merrill Lynch	(146,142)
(7,741)	Reading International Inc 'A'	Barclays Bank	(2,864)
(33,144)	Reading International Inc 'A'	HSBC	(4,309)
(20,408)	Reading International Inc 'A'	Morgan Stanley	(7,551)
(43,880)	Ready Capital Corp (REIT)	Barclays Bank	11,848
(9,317)	Ready Capital Corp (REIT)	Goldman Sachs	(4,659)
(5,552)	Ready Capital Corp (REIT)	HSBC	1,332
(86,752)	Ready Capital Corp (REIT)	Morgan Stanley	23,423
751	RealNetworks Inc	Bank of America Merrill Lynch	593
2,595	RealNetworks Inc	Goldman Sachs	2,050
(37,264)	Realogy Holdings Corp	Bank of America Merrill Lynch	(59,622)
(2,099)	Realogy Holdings Corp	Barclays Bank	(1,532)
(13,498)	Realogy Holdings Corp	HSBC	(12,958)
(10,611)	Realogy Holdings Corp	Morgan Stanley	(7,746)
(15,556)	RealPage Inc	Bank of America Merrill Lynch	(36,090)
(619)	RealPage Inc	Barclays Bank	(328)
(15,009)	RealPage Inc	Goldman Sachs	(32,006)
(2,598)	RealPage Inc	HSBC	(831)
(11,478)	RealPage Inc	Morgan Stanley	(6,083)

保有高	銘柄	取引相手	未実現評価益/ (損) (米ドル)
	米国(続き)		
4,833	RealReal Inc	Bank of America Merrill Lynch	5,616
3,810	RealReal Inc	Barclays Bank	4,534
11,091	RealReal Inc	HSBC	(2,581)
(2,511)	Realty Income Corp (REIT)	Bank of America Merrill Lynch	1,647
(4,514)	Realty Income Corp (REIT)	Barclays Bank	(11,962)
7,019	Realty Income Corp (REIT)	Goldman Sachs	33,761
(4,882)	Realty Income Corp (REIT)	Goldman Sachs	(11,667)
40,861	Realty Income Corp (REIT)	HSBC	(2,452)
15,753	Realty Income Corp (REIT)	Morgan Stanley	41,745
(150)	Reata Pharmaceuticals Inc 'A'	Bank of America Merrill Lynch	1,677
1,507	Reata Pharmaceuticals Inc 'A'	Bank of America Merrill Lynch	(16,848)
514	Reata Pharmaceuticals Inc 'A'	Barclays Bank	(8,435)
(555)	Reata Pharmaceuticals Inc 'A'	Goldman Sachs	6,205
2,636	Reata Pharmaceuticals Inc 'A'	Goldman Sachs	(29,471)
(737)	Reata Pharmaceuticals Inc 'A'	HSBC	13,738
714	Reata Pharmaceuticals Inc 'A'	HSBC	(7,057)
(138)	Reata Pharmaceuticals Inc 'A'	Morgan Stanley	2,265
2,358	Reata Pharmaceuticals Inc 'A'	Morgan Stanley	(33,040)
(24,451)	Recro Pharma Inc	Bank of America Merrill Lynch	(8,308)
(7,648)	Recro Pharma Inc	Barclays Bank	459
(6,167)	Recro Pharma Inc	Goldman Sachs	(2,158)
(3,123)	Recro Pharma Inc	HSBC	11,586
(7,345)	Recro Pharma Inc	Morgan Stanley	441
(94,037)	Red Lion Hotels Corp	Bank of America Merrill Lynch	(20,688)
(25,851)	Red Lion Hotels Corp	Barclays Bank	259
(19,712)	Red Lion Hotels Corp	HSBC	(1,577)
(10,971)	Red Lion Hotels Corp	Morgan Stanley	110
(557)	Red River Bancshares Inc	Bank of America Merrill Lynch	(1,426)
(4,032)	Red River Bancshares Inc	Barclays Bank	(1,976)
(4,981)	Red River Bancshares Inc	Goldman Sachs	(12,751)
(1,238)	Red River Bancshares Inc	HSBC	(3,021)
(4,044)	Red River Bancshares Inc	Morgan Stanley	(1,982)
(20,364)	Red Robin Gourmet Burgers Inc	Bank of America Merrill Lynch	(28,713)
(400)	Red Robin Gourmet Burgers Inc	Barclays Bank	(64)
(9,997)	Red Robin Gourmet Burgers Inc	Goldman Sachs	(14,096)
(3,931)	Red Robin Gourmet Burgers Inc	Morgan Stanley	(629)
521	Red Rock Resorts Inc 'A'	Bank of America Merrill Lynch	2,365
52,483	Red Rock Resorts Inc 'A'	HSBC	166,896
(4,993)	Red Rock Resorts Inc 'A'	Morgan Stanley	(3,146)
21,367	Red Rock Resorts Inc 'A'	Morgan Stanley	13,461
(13,008)	Red Violet Inc	Barclays Bank	(2,472)
(821)	Red Violet Inc	Goldman Sachs	(312)
(2,028)	Red Violet Inc	HSBC	(520)
(4,034)	Redfin Corp	Goldman Sachs	(21,421)
(23,181)	Redfin Corp	HSBC	(117,064)

保有高	銘柄	取引相手	未実現評価益/ (損) (米ドル)
	米国(続き)		
(13,091)	Redfin Corp	Morgan Stanley	(916)
(17,226)	Redwood Trust Inc (REIT)	Bank of America Merrill Lynch	(28,423)
(53,328)	Redwood Trust Inc (REIT)	HSBC	(61,860)
(101,046)	Redwood Trust Inc (REIT)	Morgan Stanley	(27,282)
(4,717)	Regal Beloit Corp	Bank of America Merrill Lynch	(35,218)
(6,571)	Regal Beloit Corp	Barclays Bank	(15,317)
(7,928)	Regal Beloit Corp	Goldman Sachs	(66,217)
(14,138)	Regal Beloit Corp	HSBC	(51,321)
(19,826)	Regal Beloit Corp	Morgan Stanley	(52,935)
(3,823)	Regency Centers Corp (REIT)	Bank of America Merrill Lynch	(25,041)
(6,001)	Regency Centers Corp (REIT)	Barclays Bank	(12,602)
32,654	Regency Centers Corp (REIT)	HSBC	45,716
(3,410)	Regency Centers Corp (REIT)	HSBC	(17,242)
23,396	Regency Centers Corp (REIT)	Morgan Stanley	49,132
(4,146)	Regency Centers Corp (REIT)	Morgan Stanley	(8,707)
379	Regeneron Pharmaceuticals Inc	Bank of America Merrill Lynch	3,316
261	Regeneron Pharmaceuticals Inc	Barclays Bank	1,809
185	Regeneron Pharmaceuticals Inc	Goldman Sachs	22
1,211	Regeneron Pharmaceuticals Inc	HSBC	16,276
2,326	Regeneron Pharmaceuticals Inc	Morgan Stanley	16,119
(903)	REGENXBIO Inc	Bank of America Merrill Lynch	81
(6,739)	REGENXBIO Inc	Barclays Bank	35,245
(4,318)	REGENXBIO Inc	Goldman Sachs	389
(6,106)	REGENXBIO Inc	HSBC	4,702
(5,312)	REGENXBIO Inc	Morgan Stanley	27,782
14,354	Regional Management Corp	Bank of America Merrill Lynch	3,876
2,063	Regional Management Corp	Barclays Bank	1,073
14,754	Regional Management Corp	Goldman Sachs	3,984
5,804	Regional Management Corp	HSBC	5,456
18,974	Regional Management Corp	Morgan Stanley	9,866
41,347	Regions Financial Corp	Bank of America Merrill Lynch	80,213
43,258	Regions Financial Corp	Barclays Bank	51,044
86,665	Regions Financial Corp	Goldman Sachs	168,130
54,950	Regions Financial Corp	HSBC	64,709
173,436	Regions Financial Corp	Morgan Stanley	204,655
(378)	Regis Corp	Goldman Sachs	(571)
(16,599)	Regis Corp	HSBC	12,283
(33,612)	Regis Corp	Morgan Stanley	(336)
489	Reinsurance Group of America Inc	Bank of America Merrill Lynch	3,883
7,300	Reinsurance Group of America Inc	Barclays Bank	6,205
9,331	Reinsurance Group of America Inc	Goldman Sachs	72,900
333	Reinsurance Group of America Inc	HSBC	150
5,672	Reinsurance Group of America Inc	Morgan Stanley	4,821
8,418	Reliance Steel & Aluminum Co	Bank of America Merrill Lynch	63,482
6,428	Reliance Steel & Aluminum Co	Barclays Bank	21,007

保有高	銘柄	取引相手	未実現評価益/ (損) (米ドル)
	米国(続き)		
771	Reliance Steel & Aluminum Co	Goldman Sachs	5,976
9,421	Reliance Steel & Aluminum Co	HSBC	22,893
6,064	Reliance Steel & Aluminum Co	Morgan Stanley	23,286
(32,623)	Reliant Bancorp Inc	Goldman Sachs	(70,139)
(1,460)	Relmada Therapeutics Inc	Bank of America Merrill Lynch	(321)
(4,148)	Relmada Therapeutics Inc	Barclays Bank	3,609
(5,331)	Relmada Therapeutics Inc	Goldman Sachs	(1,173)
(1,262)	Relmada Therapeutics Inc	Morgan Stanley	1,098
(3,451)	RenaissanceRe Holdings Ltd	Bank of America Merrill Lynch	(12,072)
(9,265)	RenaissanceRe Holdings Ltd	Barclays Bank	39,098
(4,991)	RenaissanceRe Holdings Ltd	Goldman Sachs	(29,945)
(4,808)	RenaissanceRe Holdings Ltd	HSBC	(30,675)
(8,945)	RenaissanceRe Holdings Ltd	Morgan Stanley	37,748
12,784	Renasant Corp	Bank of America Merrill Lynch	40,014
34,662	Renasant Corp	Barclays Bank	52,686
31,384	Renasant Corp	HSBC	(9,160)
48,895	Renasant Corp	Morgan Stanley	74,320
(5,702)	Renewable Energy Group Inc	Bank of America Merrill Lynch	(21,839)
(8,658)	Renewable Energy Group Inc	Barclays Bank	(9,004)
(4,297)	Renewable Energy Group Inc	Goldman Sachs	(16,458)
(15,758)	Renewable Energy Group Inc	HSBC	(51,214)
(4,935)	Rent-A-Center Inc	Barclays Bank	2,369
(4,296)	Rent-A-Center Inc	Goldman Sachs	(4,275)
(14,131)	Rent-A-Center Inc	HSBC	(17,381)
(32,727)	Rent-A-Center Inc	Morgan Stanley	15,709
(18,799)	Rentech Inc*	Morgan Stanley	56
42,562	Repay Holdings Corp 'A'	HSBC	174,930
(1,515)	Repligen Corp	Bank of America Merrill Lynch	9,231
(2,585)	Repligen Corp	Barclays Bank	22,412
(4,145)	Repligen Corp	Goldman Sachs	39,837
(7,654)	Repligen Corp	HSBC	(55,572)
(10,775)	Repligen Corp	Morgan Stanley	93,419
3,292	Replimune Group Inc	Bank of America Merrill Lynch	(6,452)
3,420	Replimune Group Inc	Barclays Bank	(9,268)
6,477	Replimune Group Inc	Goldman Sachs	(12,695)
15,944	Replimune Group Inc	Morgan Stanley	(43,208)
(17,335)	Repro-Med Systems Inc	Bank of America Merrill Lynch	8,321
(7,480)	Repro-Med Systems Inc	Barclays Bank	299
(4,741)	Repro-Med Systems Inc	Goldman Sachs	2,276
(12,420)	Repro-Med Systems Inc	HSBC	11,231
(3,548)	Repro-Med Systems Inc	Morgan Stanley	142
61,573	Republic Bancorp Inc 'A'	Bank of America Merrill Lynch	253,065
1,098	Republic Bancorp Inc 'A'	Barclays Bank	2,646
1,205	Republic Bancorp Inc 'A'	Morgan Stanley	2,904
269,928	Republic First Bancorp Inc	Bank of America Merrill Lynch	79,629

保有高	銘柄	取引相手	未実現評価益/ (損) (米ドル)
	米国(続き)		
60,982	Republic First Bancorp Inc	Barclays Bank	9,757
145,897	Republic First Bancorp Inc	Goldman Sachs	43,040
88,783	Republic First Bancorp Inc	HSBC	5,327
229,378	Republic First Bancorp Inc	Morgan Stanley	36,700
4,038	Republic Services Inc	Bank of America Merrill Lynch	21,482
2,712	Republic Services Inc	Barclays Bank	9,953
35,561	Republic Services Inc	Goldman Sachs	189,185
35,409	Republic Services Inc	HSBC	123,223
39,409	Republic Services Inc	Morgan Stanley	144,631
(51,358)	Research Frontiers Inc	Morgan Stanley	(25,679)
6,552	Resideo Technologies Inc	Barclays Bank	3,407
28,180	Resideo Technologies Inc	Goldman Sachs	25,362
24,755	Resideo Technologies Inc	HSBC	13,120
(926)	ResMed Inc	Bank of America Merrill Lynch	3,925
(5,233)	ResMed Inc	Barclays Bank	9,000
(1,676)	ResMed Inc	Goldman Sachs	7,525
(12,113)	ResMed Inc	HSBC	37,306
(5,428)	ResMed Inc	Morgan Stanley	9,336
(4,945)	Resources Connection Inc	Barclays Bank	(2,670)
(8,490)	Resources Connection Inc	Goldman Sachs	(8,066)
(41,094)	Resources Connection Inc	HSBC	(7,397)
(43,106)	Resources Connection Inc	Morgan Stanley	(23,277)
(12,989)	resTORbio Inc	Bank of America Merrill Lynch	(3,507)
(31,576)	resTORbio Inc	Barclays Bank	(3,473)
(24,818)	Retail Opportunity Investments Corp (REIT)	Bank of America Merrill Lynch	(26,431)
(61,932)	Retail Opportunity Investments Corp (REIT)	Barclays Bank	(25,392)
(51,339)	Retail Opportunity Investments Corp (REIT)	Goldman Sachs	(54,676)
(83,617)	Retail Opportunity Investments Corp (REIT)	HSBC	(6,689)
(110,069)	Retail Opportunity Investments Corp (REIT)	Morgan Stanley	(45,128)
(200,886)	Retail Properties of America Inc 'A' (REIT)	Bank of America Merrill Lynch	(259,143)
(79,825)	Retail Properties of America Inc 'A' (REIT)	Morgan Stanley	(21,552)
6,746	Retractable Technologies Inc	Bank of America Merrill Lynch	2,429
16,246	Retractable Technologies Inc	HSBC	3,899
21,902	Retractable Technologies Inc	Morgan Stanley	1,533
18,061	Retrophin Inc	Barclays Bank	(7,044)
14,065	Retrophin Inc	Goldman Sachs	11,815
10,344	Retrophin Inc	HSBC	10,034
25,908	Retrophin Inc	Morgan Stanley	(10,104)
5,210	REV Group Inc	Bank of America Merrill Lynch	6,408
21,942	REV Group Inc	Barclays Bank	11,629
11,693	REV Group Inc	Goldman Sachs	14,382
29,147	REV Group Inc	HSBC	23,026
2,534	REV Group Inc	Morgan Stanley	1,343
(2,836)	Revance Therapeutics Inc	Bank of America Merrill Lynch	(4,509)

保有高	銘柄	取引相手	未実現評価益/ (損) (米ドル)
	米国(続き)		
(7,598)	Revance Therapeutics Inc	Barclays Bank	2,735
(4,527)	Revance Therapeutics Inc	Goldman Sachs	(7,198)
(12,145)	Revance Therapeutics Inc	HSBC	(9,716)
(17,202)	Revance Therapeutics Inc	Morgan Stanley	6,193
1,906	Revlon Inc 'A'	Bank of America Merrill Lynch	534
1,906	Revlon Inc 'A'	Barclays Bank	(724)
2,316	Revlon Inc 'A'	Goldman Sachs	648
1,898	Revlon Inc 'A'	Morgan Stanley	(721)
287	REVOLUTION Medicines Inc	Bank of America Merrill Lynch	(976)
(1,510)	REVOLUTION Medicines Inc	Bank of America Merrill Lynch	5,134
1,398	REVOLUTION Medicines Inc	Barclays Bank	(3,817)
(22,363)	REVOLUTION Medicines Inc	Barclays Bank	61,051
10,356	REVOLUTION Medicines Inc	HSBC	(69,385)
(5,885)	REVOLUTION Medicines Inc	HSBC	39,430
2,902	REVOLUTION Medicines Inc	Morgan Stanley	(7,922)
(6,214)	REX American Resources Corp	Barclays Bank	31,940
(10,685)	REX American Resources Corp	Goldman Sachs	(6,518)
(2,558)	REX American Resources Corp	HSBC	7,879
(5,820)	REX American Resources Corp	Morgan Stanley	29,915
23,166	Rexford Industrial Realty Inc (REIT)	Bank of America Merrill Lynch	55,830
(3,807)	Rexford Industrial Realty Inc (REIT)	Bank of America Merrill Lynch	(9,175)
54,493	Rexford Industrial Realty Inc (REIT)	Barclays Bank	38,156
(10,236)	Rexford Industrial Realty Inc (REIT)	Barclays Bank	(7,268)
46,837	Rexford Industrial Realty Inc (REIT)	HSBC	(30,347)
(3,423)	Rexford Industrial Realty Inc (REIT)	HSBC	2,778
97,786	Rexford Industrial Realty Inc (REIT)	Morgan Stanley	69,428
(11,474)	Rexford Industrial Realty Inc (REIT)	Morgan Stanley	(8,147)
1,289	Rexnord Corp	Bank of America Merrill Lynch	4,099
(1,055)	Rexnord Corp	Bank of America Merrill Lynch	(3,355)
15,461	Rexnord Corp	Barclays Bank	22,418
(3,162)	Rexnord Corp	Barclays Bank	(4,585)
35,160	Rexnord Corp	Goldman Sachs	111,809
(13,350)	Rexnord Corp	Goldman Sachs	(42,453)
25,310	Rexnord Corp	HSBC	49,861
(6,735)	Rexnord Corp	HSBC	(13,268)
13,933	Rexnord Corp	Morgan Stanley	20,203
(19,480)	Rexnord Corp	Morgan Stanley	(28,246)
12,833	Reynolds Consumer Products Inc	Bank of America Merrill Lynch	(10,523)
(20,318)	Reynolds Consumer Products Inc	Bank of America Merrill Lynch	16,661
7,268	Reynolds Consumer Products Inc	Barclays Bank	145
6,549	Reynolds Consumer Products Inc	Goldman Sachs	(5,370)
(6,928)	Reynolds Consumer Products Inc	Goldman Sachs	7,511
3,949	Reynolds Consumer Products Inc	HSBC	316
25,339	Reynolds Consumer Products Inc	Morgan Stanley	507
(2,716)	Reynolds Consumer Products Inc	Morgan Stanley	(54)

保有高	銘柄	取引相手	未実現評価益/ (損) (米ドル)
	米国(続き)		
(1,778)	RGC Resources Inc	Bank of America Merrill Lynch	(3,645)
(7,267)	RGC Resources Inc	Barclays Bank	(7,630)
(16,099)	RGC Resources Inc	Goldman Sachs	(33,003)
(7,122)	RGC Resources Inc	HSBC	(12,677)
(10,559)	RGC Resources Inc	Morgan Stanley	(11,087)
(840)	RH	Barclays Bank	(12,180)
(3,623)	RH	HSBC	(193,473)
(11,563)	RH	Morgan Stanley	(167,665)
(15,364)	Rhythm Pharmaceuticals Inc	Bank of America Merrill Lynch	(19,359)
(22,640)	Rhythm Pharmaceuticals Inc	Barclays Bank	7,924
(17,263)	Rhythm Pharmaceuticals Inc	Goldman Sachs	(21,751)
(11,947)	Rhythm Pharmaceuticals Inc	HSBC	(2,867)
(6,670)	Rhythm Pharmaceuticals Inc	Morgan Stanley	2,335
20,439	Ribbon Communications Inc	Bank of America Merrill Lynch	15,942
21,117	Ribbon Communications Inc	Barclays Bank	3,907
80,144	Ribbon Communications Inc	Goldman Sachs	62,512
33,770	Ribbon Communications Inc	HSBC	12,495
34,292	Ribbon Communications Inc	Morgan Stanley	6,344
12,983	Richmond Mutual BanCorp Inc	Bank of America Merrill Lynch	11,165
15,914	Richmond Mutual BanCorp Inc	Barclays Bank	5,092
26,325	Richmond Mutual BanCorp Inc	Goldman Sachs	22,640
12,582	Richmond Mutual BanCorp Inc	HSBC	1,636
17,366	Richmond Mutual BanCorp Inc	Morgan Stanley	5,557
11,061	Rigel Pharmaceuticals Inc	Bank of America Merrill Lynch	2,157
120,569	Rigel Pharmaceuticals Inc	Barclays Bank	16,880
11,165	Rigel Pharmaceuticals Inc	Goldman Sachs	2,177
196,808	Rigel Pharmaceuticals Inc	HSBC	27,642
122,519	Rigel Pharmaceuticals Inc	Morgan Stanley	15,107
5,200	Rimini Street Inc	Bank of America Merrill Lynch	1,976
4,700	Rimini Street Inc	Goldman Sachs	1,786
48,412	Rimini Street Inc	HSBC	484
41,736	Rimini Street Inc	Morgan Stanley	7,512
10,490	Ring Energy Inc	Bank of America Merrill Lynch	4,196
42,880	Ring Energy Inc	Goldman Sachs	17,152
23,431	Ring Energy Inc	Morgan Stanley	3,515
4,575	RingCentral Inc 'A'	Bank of America Merrill Lynch	(73,140)
228	RingCentral Inc 'A'	Barclays Bank	1,553
1,499	RingCentral Inc 'A'	Goldman Sachs	(26,247)
5,242	RingCentral Inc 'A'	HSBC	22,470
2,919	RingCentral Inc 'A'	Morgan Stanley	23,938
14,401	Rite Aid Corp	Barclays Bank	5,760
179,593	Riverview Bancorp Inc	Bank of America Merrill Lynch	21,551
48,413	Riverview Bancorp Inc	Goldman Sachs	5,810
15,759	Riverview Bancorp Inc	HSBC	(5,516)
106,260	Riverview Bancorp Inc	Morgan Stanley	(1,063)

保有高	銘柄	取引相手	未実現評価益/ (損) (米ドル)
	米国(続き)		
1,159	RLI Corp	Bank of America Merrill Lynch	10,535
18,096	RLI Corp	Barclays Bank	8,505
9,972	RLI Corp	Goldman Sachs	90,646
5,902	RLI Corp	HSBC	23,903
21,183	RLI Corp	Morgan Stanley	9,956
137,716	RLJ Lodging Trust (REIT)	Bank of America Merrill Lynch	235,495
(24,337)	RLJ Lodging Trust (REIT)	Barclays Bank	(243)
108,676	RLJ Lodging Trust (REIT)	Goldman Sachs	185,835
(28,098)	RLJ Lodging Trust (REIT)	Goldman Sachs	(48,048)
63,284	RLJ Lodging Trust (REIT)	Morgan Stanley	633
(4,845)	RLJ Lodging Trust (REIT)	Morgan Stanley	(48)
8,045	RMR Group Inc 'A'	Bank of America Merrill Lynch	6,247
7,795	RMR Group Inc 'A'	Barclays Bank	(1,481)
9,707	RMR Group Inc 'A'	Goldman Sachs	8,348
23,547	RMR Group Inc 'A'	HSBC	(93,669)
31,393	RMR Group Inc 'A'	Morgan Stanley	(5,965)
(11,680)	Roadrunner Transportation Systems Inc	Bank of America Merrill Lynch	(1,635)
(16,747)	Roadrunner Transportation Systems Inc	Goldman Sachs	(2,345)
(3,298)	Roadrunner Transportation Systems Inc	HSBC	(561)
(9,988)	Roadrunner Transportation Systems Inc	Morgan Stanley	1,298
12,436	Robert Half International Inc	Bank of America Merrill Lynch	70,139
17,909	Robert Half International Inc	HSBC	60,891
39,773	Robert Half International Inc	Morgan Stanley	134,035
(6,253)	Rocket Pharmaceuticals Inc	Bank of America Merrill Lynch	6,378
(17,672)	Rocket Pharmaceuticals Inc	Barclays Bank	18,732
(19,262)	Rocket Pharmaceuticals Inc	Goldman Sachs	19,647
(6,225)	Rocket Pharmaceuticals Inc	HSBC	(7,532)
(5,824)	Rocket Pharmaceuticals Inc	Morgan Stanley	6,173
3,872	Rockwell Automation Inc	Bank of America Merrill Lynch	58,297
5,491	Rockwell Automation Inc	Barclays Bank	62,048
994	Rockwell Automation Inc	Goldman Sachs	15,526
6,429	Rockwell Automation Inc	HSBC	128,847
3,102	Rockwell Automation Inc	Morgan Stanley	35,053
(21,057)	Rockwell Medical Inc	Bank of America Merrill Lynch	(2,106)
(7,977)	Rockwell Medical Inc	Barclays Bank	(80)
(47,929)	Rockwell Medical Inc	Goldman Sachs	(4,793)
(87,368)	Rockwell Medical Inc	Morgan Stanley	(874)
6,676	Rocky Brands Inc	Bank of America Merrill Lynch	13,819
4,566	Rocky Brands Inc	Barclays Bank	5,114
4,674	Rocky Brands Inc	Goldman Sachs	9,675
4,109	Rocky Brands Inc	HSBC	6,164
10,282	Rocky Brands Inc	Morgan Stanley	11,516
2,307	Rogers Corp	Barclays Bank	6,852
(1,628)	Rogers Corp	Barclays Bank	(4,008)
(1,591)	Rogers Corp	Goldman Sachs	(18,169)

保有高	銘柄	取引相手	未実現評価益/ (損) (米ドル)
	米国(続き)		
591	Rogers Corp	Goldman Sachs	6,749
(4,554)	Rogers Corp	HSBC	(2,140)
776	Rogers Corp	HSBC	5,676
(6,601)	Rogers Corp	Morgan Stanley	(19,605)
2,775	Roku Inc	Bank of America Merrill Lynch	(7,104)
(3,137)	Roku Inc	Bank of America Merrill Lynch	8,031
(799)	Roku Inc	Barclays Bank	(1,486)
1,160	Roku Inc	Barclays Bank	2,158
(1,006)	Roku Inc	Goldman Sachs	2,575
(895)	Roku Inc	HSBC	14,580
(4,220)	Roku Inc	Morgan Stanley	(7,849)
622	Roku Inc	Morgan Stanley	1,157
24,286	Rollins Inc	Bank of America Merrill Lynch	19,547
4,245	Rollins Inc	Barclays Bank	7,047
6,261	Rollins Inc	Goldman Sachs	2,442
32,000	Rollins Inc	HSBC	(10,528)
24,968	Rollins Inc	Morgan Stanley	41,447
1,033	Roper Technologies Inc	Bank of America Merrill Lynch	24,740
1,531	Roper Technologies Inc	Barclays Bank	28,155
619	Roper Technologies Inc	Goldman Sachs	14,825
907	Roper Technologies Inc	HSBC	24,571
3,420	Roper Technologies Inc	Morgan Stanley	62,894
(4,580)	Roper Technologies Inc	Morgan Stanley	(84,226)
(5,684)	Rosehill Resources Inc	Goldman Sachs	64
(24,651)	Rosehill Resources Inc	HSBC	574
(1,445)	Rosetta Stone Inc	Bank of America Merrill Lynch	(1,257)
(7,769)	Rosetta Stone Inc	Goldman Sachs	(6,759)
(12,290)	Rosetta Stone Inc	HSBC	5,770
(13,876)	Rosetta Stone Inc	Morgan Stanley	416
4,151	Ross Stores Inc	Bank of America Merrill Lynch	41,593
5,435	Ross Stores Inc	Barclays Bank	21,957
3,879	Ross Stores Inc	Goldman Sachs	48,915
10,598	Ross Stores Inc	HSBC	61,391
15,059	Ross Stores Inc	Morgan Stanley	60,838
(3,280)	Royal Caribbean Cruises Ltd	Bank of America Merrill Lynch	(7,013)
(6,096)	Royal Caribbean Cruises Ltd	Goldman Sachs	(41,109)
(9,687)	Royal Caribbean Cruises Ltd	HSBC	(114,368)
(4,481)	Royal Caribbean Cruises Ltd	Morgan Stanley	(34,549)
2,549	Royal Gold Inc	Bank of America Merrill Lynch	(1,071)
(684)	Royal Gold Inc	Bank of America Merrill Lynch	(1,543)
8,648	Royal Gold Inc	Barclays Bank	(29,230)
(4,059)	Royal Gold Inc	Barclays Bank	13,719
1,502	Royal Gold Inc	Goldman Sachs	(631)
(433)	Royal Gold Inc	Goldman Sachs	182
2,064	Royal Gold Inc	HSBC	(5,882)

保有高	銘柄	取引相手	未実現評価益/ (損) (米ドル)
	米国(続き)		
(5,903)	Royal Gold Inc	HSBC	8,959
(858)	Royal Gold Inc	Morgan Stanley	2,900
7,204	RPC Inc	Bank of America Merrill Lynch	1,513
77,908	RPC Inc	Barclays Bank	(1,558)
36,568	RPC Inc	Goldman Sachs	7,679
7,086	RPC Inc	HSBC	(1,630)
38,738	RPC Inc	Morgan Stanley	(775)
(4,579)	RPM International Inc	Bank of America Merrill Lynch	(34,159)
(597)	RPM International Inc	Barclays Bank	(2,621)
(29,860)	RPM International Inc	Goldman Sachs	(222,756)
(16,597)	RPM International Inc	HSBC	(88,628)
(14,226)	RPM International Inc	Morgan Stanley	(62,452)
63,084	RPT Realty (REIT)	Barclays Bank	1,262
35,400	RPT Realty (REIT)	Goldman Sachs	25,134
13,379	RPT Realty (REIT)	HSBC	(3,049)
84,265	RPT Realty (REIT)	Morgan Stanley	1,685
(9,772)	RR Donnelley & Sons Co	Bank of America Merrill Lynch	(879)
(20,063)	RR Donnelley & Sons Co	Barclays Bank	2,608
(25,757)	RR Donnelley & Sons Co	Goldman Sachs	(2,318)
(26,637)	RR Donnelley & Sons Co	HSBC	1,865
(32,720)	RR Donnelley & Sons Co	Morgan Stanley	4,254
10,272	RTI Surgical Holdings Inc	Bank of America Merrill Lynch	5,239
7,170	RTI Surgical Holdings Inc	Goldman Sachs	3,657
47,569	RTI Surgical Holdings Inc	Morgan Stanley	22,357
(231,358)	RTW Retailwinds Inc	Bank of America Merrill Lynch	(21,424)
(3,688)	Rubicon Project Inc	Barclays Bank	(4,057)
(46,437)	Rubicon Project Inc	Goldman Sachs	(53,403)
(24,049)	Rubicon Project Inc	HSBC	1,683
(38,002)	Rubicon Project Inc	Morgan Stanley	(41,802)
(15,110)	Rubicon Technology Inc	Morgan Stanley	4,684
4,628	Rubius Therapeutics Inc	Bank of America Merrill Lynch	2,129
12,796	Rubius Therapeutics Inc	Goldman Sachs	5,886
12,330	Rubius Therapeutics Inc	HSBC	(1,973)
10,098	Rubius Therapeutics Inc	Morgan Stanley	(3,130)
(8,182)	Rush Enterprises Inc 'A'	Bank of America Merrill Lynch	(44,019)
(11,092)	Rush Enterprises Inc 'A'	Barclays Bank	(29,948)
(27,951)	Rush Enterprises Inc 'A'	Goldman Sachs	(150,376)
(14,280)	Rush Enterprises Inc 'A'	HSBC	(39,413)
(16,909)	Rush Enterprises Inc 'A'	Morgan Stanley	(45,654)
632	Rush Enterprises Inc 'B'	Bank of America Merrill Lynch	3,217
6,029	Rush Enterprises Inc 'B'	Barclays Bank	15,615
4,205	Rush Enterprises Inc 'B'	Goldman Sachs	21,403
1,948	Rush Enterprises Inc 'B'	HSBC	3,604
1,206	Rush Enterprises Inc 'B'	Morgan Stanley	3,124
16,806	Ruth's Hospitality Group Inc	Bank of America Merrill Lynch	9,579

保有高	銘柄	取引相手	未実現評価益/ (損) (米ドル)
	米国(続き)		
6,912	Ruth's Hospitality Group Inc	Goldman Sachs	3,940
6,926	Ruth's Hospitality Group Inc	HSBC	(6,649)
17,375	Ruth's Hospitality Group Inc	Morgan Stanley	11,468
740	Ryder System Inc	Bank of America Merrill Lynch	3,093
5,972	Ryder System Inc	Barclays Bank	17,797
16,493	Ryder System Inc	Goldman Sachs	68,941
2,572	Ryder System Inc	HSBC	(3,627)
7,957	Ryder System Inc	Morgan Stanley	23,712
39,293	Ryerson Holding Corp	Bank of America Merrill Lynch	42,436
5,184	Ryerson Holding Corp	Barclays Bank	2,333
56,137	Ryerson Holding Corp	Goldman Sachs	60,628
7,483	Ryerson Holding Corp	HSBC	2,844
15,303	Ryerson Holding Corp	Morgan Stanley	6,886
9,556	Ryman Hospitality Properties Inc (REIT)	Goldman Sachs	68,194
(2,532)	Ryman Hospitality Properties Inc (REIT)	Goldman Sachs	2,941
7,524	Ryman Hospitality Properties Inc (REIT)	HSBC	17,681
2,997	Ryman Hospitality Properties Inc (REIT)	Morgan Stanley	5,215
1,173	S&P Global Inc	Bank of America Merrill Lynch	11,276
8,907	S&P Global Inc	Barclays Bank	46,378
3,984	S&P Global Inc	Goldman Sachs	71,409
462	S&P Global Inc	HSBC	5,931
1,406	S&P Global Inc	Morgan Stanley	14,819
(18,926)	S&T Bancorp Inc	Bank of America Merrill Lynch	(25,834)
(39,043)	S&T Bancorp Inc	Barclays Bank	(1,952)
(30,725)	S&T Bancorp Inc	Goldman Sachs	(44,551)
(21,581)	S&T Bancorp Inc	HSBC	57,190
(26,383)	S&T Bancorp Inc	Morgan Stanley	(1,319)
6,156	Sabra Health Care Inc (REIT)	Bank of America Merrill Lynch	9,911
9,767	Sabra Health Care Inc (REIT)	Barclays Bank	1,660
16,939	Sabra Health Care Inc (REIT)	Goldman Sachs	23,100
1,848	Sabra Health Care Inc (REIT)	HSBC	1,497
(23,334)	Sabra Health Care Inc (REIT)	Morgan Stanley	(3,967)
62,923	Sabra Health Care Inc (REIT)	Morgan Stanley	10,697
6,390	Sabre Corp	Barclays Bank	128
(75,335)	Sabre Corp	Morgan Stanley	(1,507)
13,877	Sabre Corp	Morgan Stanley	278
(224,157)	Safeguard Scientifics Inc	Bank of America Merrill Lynch	(70,609)
(7,446)	Safety Insurance Group Inc	Bank of America Merrill Lynch	(2,124)
(5,129)	Safety Insurance Group Inc	Barclays Bank	11,694
(4,840)	Safety Insurance Group Inc	Goldman Sachs	(3,340)
(5,078)	Safety Insurance Group Inc	HSBC	15,059
(2,147)	Safety Insurance Group Inc	Morgan Stanley	4,895
(23,022)	Saga Communications Inc 'A'	Morgan Stanley	(19,108)
(1,117)	Sage Therapeutics Inc	Barclays Bank	2,066
1,185	Sage Therapeutics Inc	Barclays Bank	(2,192)

保有高	銘柄	取引相手	未実現評価益/ (損) (米ドル)
	米国(続き)		
10,447	Sage Therapeutics Inc	Goldman Sachs	1,141
(3,681)	Sage Therapeutics Inc	HSBC	7,767
4,311	Sage Therapeutics Inc	HSBC	(9,276)
(3,552)	Sage Therapeutics Inc	Morgan Stanley	6,571
2,039	Sage Therapeutics Inc	Morgan Stanley	(1,139)
(2,016)	Saia Inc	Bank of America Merrill Lynch	(25,906)
(1,505)	Saia Inc	Barclays Bank	(8,744)
(1,518)	Saia Inc	Goldman Sachs	(19,507)
(5,527)	Saia Inc	HSBC	(57,701)
(3,778)	Saia Inc	Morgan Stanley	(21,951)
(5,240)	Sailpoint Technologies Holdings Inc	Bank of America Merrill Lynch	(6,735)
(7,375)	Sailpoint Technologies Holdings Inc	Barclays Bank	74
(9,164)	Sailpoint Technologies Holdings Inc	Goldman Sachs	(19,519)
(32,577)	Sailpoint Technologies Holdings Inc	HSBC	(52,743)
(34,517)	Sailpoint Technologies Holdings Inc	Morgan Stanley	345
(3,930)	salesforce.com Inc	Barclays Bank	20,633
4,948	salesforce.com Inc	Goldman Sachs	6,284
8,435	salesforce.com Inc	HSBC	(27,836)
7,912	salesforce.com Inc	Morgan Stanley	(41,538)
16,546	Sally Beauty Holdings Inc	Bank of America Merrill Lynch	23,553
10,461	Sally Beauty Holdings Inc	Goldman Sachs	10,286
4,705	Sally Beauty Holdings Inc	HSBC	1,095
(4,830)	Sanderson Farms Inc	Bank of America Merrill Lynch	10,853
(1,300)	Sanderson Farms Inc	Barclays Bank	3,354
(9,119)	Sanderson Farms Inc	Goldman Sachs	31,740
(6,586)	Sanderson Farms Inc	HSBC	92,467
(12,484)	Sanderson Farms Inc	Morgan Stanley	32,209
(114,732)	SandRidge Energy Inc	Bank of America Merrill Lynch	(6,884)
(10,314)	SandRidge Energy Inc	Goldman Sachs	(619)
(21,156)	SandRidge Energy Inc	HSBC	6,981
(29,204)	SandRidge Energy Inc	Morgan Stanley	(2,336)
35,611	Sandy Spring Bancorp Inc	Bank of America Merrill Lynch	140,307
44,727	Sandy Spring Bancorp Inc	Barclays Bank	55,461
32,172	Sandy Spring Bancorp Inc	Goldman Sachs	126,758
8,298	Sandy Spring Bancorp Inc	HSBC	913
27,290	Sandy Spring Bancorp Inc	Morgan Stanley	33,840
(14,384)	Sangamo Therapeutics Inc	Bank of America Merrill Lynch	(2,856)
35,673	Sangamo Therapeutics Inc	Bank of America Merrill Lynch	43,878
(4,971)	Sangamo Therapeutics Inc	Barclays Bank	198
30,709	Sangamo Therapeutics Inc	Barclays Bank	(7,370)
33,024	Sangamo Therapeutics Inc	Goldman Sachs	40,620
24,962	Sangamo Therapeutics Inc	HSBC	64,152
8,821	Sangamo Therapeutics Inc	Morgan Stanley	(2,117)
1,427	Sanmina Corp	Bank of America Merrill Lynch	2,255
8,123	Sanmina Corp	Barclays Bank	3,087

保有高	銘柄	取引相手	未実現評価益/ (損) (米ドル)
	米国(続き)		
1,066	Sanmina Corp	Goldman Sachs	533
11,182	Sanmina Corp	HSBC	(25,383)
59,244	Sanmina Corp	Morgan Stanley	22,513
(23,369)	Santander Consumer USA Holdings Inc	Bank of America Merrill Lynch	(45,739)
(18,188)	Santander Consumer USA Holdings Inc	Barclays Bank	(10,450)
(2,845)	Santander Consumer USA Holdings Inc	HSBC	(3,614)
(30,045)	Santander Consumer USA Holdings Inc	Morgan Stanley	(34,852)
(4,300)	Sarepta Therapeutics Inc	Bank of America Merrill Lynch	(52,503)
(1,892)	Sarepta Therapeutics Inc	Barclays Bank	(5,411)
(951)	Sarepta Therapeutics Inc	Goldman Sachs	(8,506)
(3,338)	Sarepta Therapeutics Inc	HSBC	(84,985)
(3,259)	Sarepta Therapeutics Inc	Morgan Stanley	(9,321)
(3,156)	Satsuma Pharmaceuticals Inc	Bank of America Merrill Lynch	(11,456)
(2,766)	Satsuma Pharmaceuticals Inc	Barclays Bank	(194)
(1,098)	Satsuma Pharmaceuticals Inc	Goldman Sachs	(3,986)
(2,339)	Satsuma Pharmaceuticals Inc	HSBC	(15,297)
7,246	Saul Centers Inc (REIT)	Bank of America Merrill Lynch	26,375
2,250	Saul Centers Inc (REIT)	Barclays Bank	1,778
8,206	Saul Centers Inc (REIT)	Goldman Sachs	29,870
3,038	Saul Centers Inc (REIT)	HSBC	(2,035)
19,171	Saul Centers Inc (REIT)	Morgan Stanley	15,145
8,614	Savara Inc	Morgan Stanley	(345)
(6,902)	SB One Bancorp	Bank of America Merrill Lynch	(14,632)
(8,524)	SB One Bancorp	Barclays Bank	(8,098)
(3,785)	SB One Bancorp	HSBC	(227)
(23,273)	SB One Bancorp	Morgan Stanley	(22,109)
1,463	SBA Communications Corp (REIT)	Bank of America Merrill Lynch	38,769
349	SBA Communications Corp (REIT)	Barclays Bank	7,685
3,449	SBA Communications Corp (REIT)	Goldman Sachs	96,158
1,718	SBA Communications Corp (REIT)	HSBC	34,566
2,077	SBA Communications Corp (REIT)	Morgan Stanley	45,736
57,254	ScanSource Inc	Bank of America Merrill Lynch	145,998
3,639	ScanSource Inc	Barclays Bank	1,383
908	ScanSource Inc	Morgan Stanley	345
(3,168)	Schlumberger Ltd	Bank of America Merrill Lynch	(7,825)
(16,110)	Schlumberger Ltd	Barclays Bank	(13,532)
55,928	Schlumberger Ltd	Barclays Bank	46,980
(30,332)	Schlumberger Ltd	Goldman Sachs	(74,920)
(20,670)	Schlumberger Ltd	HSBC	(7,648)
(69,043)	Schlumberger Ltd	Morgan Stanley	(57,996)
21,604	Schneider National Inc ' B '	Bank of America Merrill Lynch	60,923
(2,167)	Schneider National Inc ' B '	Bank of America Merrill Lynch	(6,111)
12,932	Schneider National Inc ' B '	Barclays Bank	19,657
(21,639)	Schneider National Inc ' B '	Barclays Bank	(32,891)
6,839	Schneider National Inc ' B '	Goldman Sachs	19,286

保有高	銘柄	取引相手	未実現評価益/ (損) (米ドル)
	米国(続き)		
(10,697)	Schneider National Inc ' B '	Goldman Sachs	(30,166)
13,684	Schneider National Inc ' B '	HSBC	30,378
(5,437)	Schneider National Inc ' B '	HSBC	(12,070)
13,895	Schneider National Inc ' B '	Morgan Stanley	21,120
(5,468)	Schneider National Inc ' B '	Morgan Stanley	(8,311)
1,605	Schnitzer Steel Industries Inc ' A '	Bank of America Merrill Lynch	2,600
20,735	Schnitzer Steel Industries Inc ' A '	Barclays Bank	10,368
9,587	Schnitzer Steel Industries Inc ' A '	Goldman Sachs	15,531
24,311	Schnitzer Steel Industries Inc ' A '	HSBC	(11,426)
32,633	Schnitzer Steel Industries Inc ' A '	Morgan Stanley	16,317
(6,604)	Scholar Rock Holding Corp	Bank of America Merrill Lynch	(7,000)
(5,761)	Scholar Rock Holding Corp	Barclays Bank	3,169
(1,532)	Scholar Rock Holding Corp	Goldman Sachs	(1,624)
(2,132)	Scholar Rock Holding Corp	Morgan Stanley	1,173
(1,324)	Scholastic Corp	Bank of America Merrill Lynch	(4,621)
(2,167)	Scholastic Corp	Barclays Bank	(2,752)
(17,390)	Scholastic Corp	Goldman Sachs	(56,571)
(803)	Scholastic Corp	HSBC	(1,373)
(20,846)	Scholastic Corp	Morgan Stanley	(26,474)
(1,194)	Schrodinger Inc	Bank of America Merrill Lynch	(500)
(25,129)	Schrodinger Inc	Barclays Bank	131,676
(5,001)	Schrodinger Inc	Goldman Sachs	(33,613)
3,684	Schrodinger Inc	HSBC	55,665
(1,799)	Schrodinger Inc	HSBC	(27,183)
1,428	Schrodinger Inc	Morgan Stanley	(7,483)
(1,199)	Schrodinger Inc	Morgan Stanley	6,283
(11,052)	Schweitzer-Mauduit International Inc	Bank of America Merrill Lynch	(34,703)
(12,841)	Schweitzer-Mauduit International Inc	Barclays Bank	(12,071)
(23,729)	Schweitzer-Mauduit International Inc	Goldman Sachs	(74,509)
(15,131)	Schweitzer-Mauduit International Inc	HSBC	2,270
(12,142)	Schweitzer-Mauduit International Inc	Morgan Stanley	(11,413)
440	Science Applications International Corp	Bank of America Merrill Lynch	1,940
(18,779)	Science Applications International Corp	Barclays Bank	(47,135)
7,484	Science Applications International Corp	Barclays Bank	18,785
(9,391)	Science Applications International Corp	Goldman Sachs	(41,414)
458	Science Applications International Corp	Goldman Sachs	(504)
(10,822)	Science Applications International Corp	HSBC	(33,008)
4,319	Science Applications International Corp	HSBC	13,173
(7,766)	Science Applications International Corp	Morgan Stanley	(19,492)
(3,071)	Scientific Games Corp ' A '	Bank of America Merrill Lynch	(11,578)
(18,559)	Scientific Games Corp ' A '	Barclays Bank	(22,549)
(15,653)	Scientific Games Corp ' A '	HSBC	(44,930)
(7,966)	Scientific Games Corp ' A '	Morgan Stanley	(9,679)
(12,557)	Sciplay Corp ' A '	Bank of America Merrill Lynch	942
(4,152)	Sciplay Corp ' A '	Barclays Bank	1,432

保有高	銘柄	取引相手	未実現評価益/ (損) (米ドル)
	米国(続き)		
(12,990)	Sciplay Corp 'A'	Goldman Sachs	974
(6,223)	Sciplay Corp 'A'	Morgan Stanley	2,147
(4,885)	Scorpio Bulkers Inc	Barclays Bank	678
(3,817)	Scorpio Bulkers Inc	Goldman Sachs	(9,924)
(1,535)	Scorpio Bulkers Inc	HSBC	(3,837)
(2,966)	Scorpio Bulkers Inc	Morgan Stanley	(475)
8,841	Scorpio Tankers Inc	Bank of America Merrill Lynch	9,106
(3,406)	Scorpio Tankers Inc	Goldman Sachs	(3,508)
(5,267)	Scorpio Tankers Inc	HSBC	8,480
(4,116)	Scorpio Tankers Inc	Morgan Stanley	(3,457)
2,691	Scotts Miracle-Gro Co	Bank of America Merrill Lynch	6,996
1,154	Scotts Miracle-Gro Co	Barclays Bank	(9,855)
2,715	Scotts Miracle-Gro Co	Goldman Sachs	5,070
1,698	Scotts Miracle-Gro Co	HSBC	3,974
7,303	Scotts Miracle-Gro Co	Morgan Stanley	(62,368)
(5,716)	scPharmaceuticals Inc	Bank of America Merrill Lynch	12,804
(8,209)	scPharmaceuticals Inc	Barclays Bank	575
(1,635)	Sculptor Capital Management Inc	Bank of America Merrill Lynch	747
(10,189)	Sculptor Capital Management Inc	Barclays Bank	(6,827)
(5,768)	Sculptor Capital Management Inc	HSBC	(8,710)
(15,256)	Sculptor Capital Management Inc	Morgan Stanley	(10,222)
(360)	Seaboard Corp	Bank of America Merrill Lynch	27,020
(163)	Seaboard Corp	Barclays Bank	3,912
(131)	Seaboard Corp	Goldman Sachs	8,691
(108)	Seaboard Corp	HSBC	24,283
(119)	Seaboard Corp	Morgan Stanley	2,856
(13,513)	Seacoast Banking Corp of Florida	Bank of America Merrill Lynch	(39,211)
(17,446)	Seacoast Banking Corp of Florida	Barclays Bank	(28,873)
(44,678)	Seacoast Banking Corp of Florida	Goldman Sachs	(146,866)
(8,369)	Seacoast Banking Corp of Florida	HSBC	(879)
(9,006)	Seacoast Banking Corp of Florida	Morgan Stanley	(14,905)
(78)	SEACOR Holdings Inc	Bank of America Merrill Lynch	(207)
(21,082)	SEACOR Holdings Inc	Goldman Sachs	(56,078)
(5,515)	SEACOR Holdings Inc	HSBC	1,324
(6,399)	SEACOR Holdings Inc	Morgan Stanley	(4,543)
(13,469)	SEACOR Marine Holdings Inc	Bank of America Merrill Lynch	5,253
(4,617)	SEACOR Marine Holdings Inc	Barclays Bank	277
(7,905)	SEACOR Marine Holdings Inc	Goldman Sachs	3,083
(1,846)	SEACOR Marine Holdings Inc	Morgan Stanley	111
18,750	Seadrill Ltd	Barclays Bank	(600)
99,587	Seadrill Ltd	HSBC	(6,941)
(10,649)	Seagate Technology Plc	Barclays Bank	(9,797)
(10,020)	Seagate Technology Plc	Goldman Sachs	(41,183)
(15,259)	Seagate Technology Plc	HSBC	(12,512)
(40,832)	Seagate Technology Plc	Morgan Stanley	(37,565)

保有高	銘柄	取引相手	未実現評価益/ (損) (米ドル)
	米国(続き)		
(8,241)	Sealed Air Corp	Barclays Bank	(13,845)
2,432	Sealed Air Corp	Barclays Bank	4,086
(13,683)	Sealed Air Corp	Goldman Sachs	(37,218)
(5,308)	Sealed Air Corp	HSBC	(9,767)
6,927	Sealed Air Corp	HSBC	13,130
(2,831)	Sealed Air Corp	Morgan Stanley	(4,756)
3,355	Sealed Air Corp	Morgan Stanley	5,636
4,915	SeaSpine Holdings Corp	Bank of America Merrill Lynch	1,573
12,604	SeaSpine Holdings Corp	Barclays Bank	126
26,580	SeaSpine Holdings Corp	Goldman Sachs	8,506
15,306	SeaSpine Holdings Corp	HSBC	5,510
19,708	SeaSpine Holdings Corp	Morgan Stanley	197
1,948	Seattle Genetics Inc	Bank of America Merrill Lynch	4,696
861	Seattle Genetics Inc	Barclays Bank	(916)
7,222	Seattle Genetics Inc	Goldman Sachs	(39,076)
1,016	Seattle Genetics Inc	HSBC	(3,627)
1,132	Seattle Genetics Inc	Morgan Stanley	(1,891)
(14,197)	SeaWorld Entertainment Inc	Bank of America Merrill Lynch	(63,319)
(14,218)	SeaWorld Entertainment Inc	Barclays Bank	(9,953)
(14,931)	SeaWorld Entertainment Inc	Goldman Sachs	(66,592)
373	SeaWorld Entertainment Inc	HSBC	1,216
(14,903)	SeaWorld Entertainment Inc	HSBC	(48,584)
(3,886)	SeaWorld Entertainment Inc	Morgan Stanley	(2,720)
(1,927)	SecureWorks Corp 'A'	Bank of America Merrill Lynch	(2,505)
(5,216)	SecureWorks Corp 'A'	HSBC	(3,286)
(37,301)	SecureWorks Corp 'A'	Morgan Stanley	(9,698)
14,775	SEI Investments Co	Bank of America Merrill Lynch	37,490
13,181	SEI Investments Co	Barclays Bank	26,625
24,888	SEI Investments Co	Goldman Sachs	63,137
23,241	SEI Investments Co	HSBC	34,164
20,502	SEI Investments Co	Morgan Stanley	41,414
51,300	Select Bancorp Inc	Bank of America Merrill Lynch	39,501
57,271	Select Bancorp Inc	Barclays Bank	12,027
13,403	Select Bancorp Inc	Goldman Sachs	10,320
25,639	Select Bancorp Inc	HSBC	8,204
65,151	Select Bancorp Inc	Morgan Stanley	13,682
(6,060)	Select Energy Services Inc 'A'	Bank of America Merrill Lynch	(6,787)
(14,286)	Select Energy Services Inc 'A'	Barclays Bank	(4,572)
(89,761)	Select Energy Services Inc 'A'	Goldman Sachs	(100,532)
(28,160)	Select Energy Services Inc 'A'	HSBC	(1,408)
(54,852)	Select Energy Services Inc 'A'	Morgan Stanley	(17,553)
4,758	Select Interior Concepts Inc 'A'	Bank of America Merrill Lynch	3,949
5,948	Select Interior Concepts Inc 'A'	Goldman Sachs	4,937
11,771	Select Interior Concepts Inc 'A'	HSBC	353
11,788	Select Interior Concepts Inc 'A'	Morgan Stanley	6,130

保有高	銘柄	取引相手	未実現評価益/ (損) (米ドル)
	米国(続き)		
55,388	Select Medical Holdings Corp	Bank of America Merrill Lynch	99,698
23,484	Select Medical Holdings Corp	Barclays Bank	7,515
28,162	Select Medical Holdings Corp	Goldman Sachs	48,789
31,526	Select Medical Holdings Corp	HSBC	19,220
64,430	Select Medical Holdings Corp	Morgan Stanley	20,618
27,921	Selecta Biosciences Inc	Bank of America Merrill Lynch	15,077
27,934	Selecta Biosciences Inc	Goldman Sachs	15,084
13,429	Selecta Biosciences Inc	Morgan Stanley	(1,880)
4,784	Selective Insurance Group Inc	Bank of America Merrill Lynch	26,456
(3,383)	Selective Insurance Group Inc	Bank of America Merrill Lynch	(18,708)
4,520	Selective Insurance Group Inc	Barclays Bank	(1,537)
(10,652)	Selective Insurance Group Inc	Barclays Bank	4,764
(9,519)	Selective Insurance Group Inc	Goldman Sachs	(52,640)
10,714	Selective Insurance Group Inc	Goldman Sachs	59,248
4,866	Selective Insurance Group Inc	HSBC	18,977
(13,135)	Selective Insurance Group Inc	HSBC	(51,227)
3,900	Selective Insurance Group Inc	Morgan Stanley	(1,326)
(12,658)	Selective Insurance Group Inc	Morgan Stanley	4,304
(9,421)	Sempra Energy	Goldman Sachs	(65,759)
(13,256)	Sempra Energy	HSBC	(25,849)
(7,333)	Sempra Energy	Morgan Stanley	(17,379)
(5,198)	Semtech Corp	Bank of America Merrill Lynch	(53,695)
10,736	Semtech Corp	Bank of America Merrill Lynch	110,903
(5,816)	Semtech Corp	Barclays Bank	(25,104)
11,376	Semtech Corp	Barclays Bank	63,706
(8,408)	Semtech Corp	Goldman Sachs	(86,855)
11,433	Semtech Corp	Goldman Sachs	118,103
(15,198)	Semtech Corp	HSBC	(102,435)
22,665	Semtech Corp	HSBC	152,762
(16,574)	Semtech Corp	Morgan Stanley	(92,815)
7,098	Semtech Corp	Morgan Stanley	39,749
903	Seneca Foods Corp 'A'	Bank of America Merrill Lynch	3,522
260	Seneca Foods Corp 'A'	Barclays Bank	234
3,742	Seneca Foods Corp 'A'	Goldman Sachs	14,594
13,926	Seneca Foods Corp 'A'	Morgan Stanley	12,533
(2,712)	Sensata Technologies Holding Plc	Bank of America Merrill Lynch	(7,133)
(5,349)	Sensata Technologies Holding Plc	Barclays Bank	(5,135)
(14,096)	Sensata Technologies Holding Plc	Goldman Sachs	(37,072)
(27,747)	Sensata Technologies Holding Plc	HSBC	22,198
(28,393)	Sensata Technologies Holding Plc	Morgan Stanley	(27,257)
(24,632)	Sensient Technologies Corp	Bank of America Merrill Lynch	(111,652)
15,226	Sensient Technologies Corp	Bank of America Merrill Lynch	71,867
(5,458)	Sensient Technologies Corp	Barclays Bank	(13,372)
(6,038)	Sensient Technologies Corp	Goldman Sachs	(23,915)
15,604	Sensient Technologies Corp	HSBC	13,575

保有高	銘柄	取引相手	未実現評価益/ (損) (米ドル)
	米国(続き)		
(15,937)	Sensient Technologies Corp	HSBC	(13,865)
(33,562)	Sensient Technologies Corp	Morgan Stanley	(82,227)
43,282	Seres Therapeutics Inc	Goldman Sachs	38,088
59,994	Seres Therapeutics Inc	Morgan Stanley	(3,000)
(41,924)	Seritage Growth Properties (REIT)	Barclays Bank	(11,319)
(2,315)	Seritage Growth Properties (REIT)	Goldman Sachs	(2,685)
10,597	Service Corp International	Bank of America Merrill Lynch	33,487
2,823	Service Corp International	Barclays Bank	1,129
16,005	Service Corp International	Goldman Sachs	50,576
15,524	Service Corp International	HSBC	3,260
5,846	Service Corp International	Morgan Stanley	2,338
(54,323)	Service Properties Trust (REIT)	Bank of America Merrill Lynch	(97,781)
(51,345)	Service Properties Trust (REIT)	HSBC	(4,621)
(23,604)	Service Properties Trust (REIT)	Morgan Stanley	(6,373)
4,292	ServiceMaster Global Holdings Inc	Bank of America Merrill Lynch	20,473
24,264	ServiceMaster Global Holdings Inc	Barclays Bank	61,873
11,511	ServiceMaster Global Holdings Inc	Goldman Sachs	54,907
19,546	ServiceMaster Global Holdings Inc	Morgan Stanley	49,843
2,485	ServiceNow Inc	Bank of America Merrill Lynch	34,365
3,579	ServiceNow Inc	Goldman Sachs	50,929
9,700	ServisFirst Bancshares Inc	Barclays Bank	22,019
32,154	ServisFirst Bancshares Inc	Goldman Sachs	135,690
11,816	ServisFirst Bancshares Inc	HSBC	12,052
27,899	ServisFirst Bancshares Inc	Morgan Stanley	63,331
14,951	SFL Corp Ltd	Barclays Bank	5,681
67,695	SFL Corp Ltd	Goldman Sachs	25,724
4,308	SFL Corp Ltd	HSBC	(3,016)
24,043	SFL Corp Ltd	Morgan Stanley	9,136
(10,503)	Shake Shack Inc 'A'	Goldman Sachs	(67,114)
(14,629)	Shake Shack Inc 'A'	HSBC	(3,218)
(20,574)	Shake Shack Inc 'A'	Morgan Stanley	(57,196)
(5,830)	SharpSpring Inc	Barclays Bank	(875)
(2,874)	SharpSpring Inc	HSBC	(7,702)
(12,393)	SharpSpring Inc	Morgan Stanley	(1,859)
(558)	Shenandoah Telecommunications Co	Bank of America Merrill Lynch	412
(7,872)	Shenandoah Telecommunications Co	HSBC	(27,080)
(10,290)	Shenandoah Telecommunications Co	Morgan Stanley	(1,029)
1,289	Sherwin-Williams Co	Bank of America Merrill Lynch	27,069
1,205	Sherwin-Williams Co	Barclays Bank	14,557
2,630	Sherwin-Williams Co	Goldman Sachs	54,209
3,168	Sherwin-Williams Co	HSBC	125,770
2,421	Sherwin-Williams Co	Morgan Stanley	29,246
(42,591)	Shiloh Industries Inc	Bank of America Merrill Lynch	(17,028)
(350)	Shiloh Industries Inc	Goldman Sachs	(140)
2,922	Shockwave Medical Inc	Bank of America Merrill Lynch	3,945

保有高	銘柄	取引相手	未実現評価益/ (損) (米ドル)
	米国(続き)		
9,438	Shockwave Medical Inc	Barclays Bank	(7,456)
8,218	Shockwave Medical Inc	Goldman Sachs	11,094
5,160	Shockwave Medical Inc	Morgan Stanley	(4,076)
3,752	Shoe Carnival Inc	Bank of America Merrill Lynch	18,010
20,704	Shoe Carnival Inc	Goldman Sachs	99,379
974	Shoe Carnival Inc	HSBC	(37)
6,983	Shoe Carnival Inc	Morgan Stanley	2,123
181	Shopify Inc 'A'	Bank of America Merrill Lynch	(11,695)
585	Shopify Inc 'A'	Barclays Bank	(29,558)
86	Shopify Inc 'A'	Goldman Sachs	1,661
289	Shopify Inc 'A'	Morgan Stanley	(19,132)
16,040	Shore Bancshares Inc	Bank of America Merrill Lynch	24,381
8,897	Shore Bancshares Inc	Barclays Bank	12,245
19,918	Shore Bancshares Inc	Goldman Sachs	30,275
5,078	Shore Bancshares Inc	HSBC	3,809
13,302	Shore Bancshares Inc	Morgan Stanley	23,811
(1,752)	ShotSpotter Inc	Bank of America Merrill Lynch	1,927
(9,934)	ShotSpotter Inc	Barclays Bank	(4,868)
(5,174)	ShotSpotter Inc	Goldman Sachs	4,040
(7,927)	ShotSpotter Inc	HSBC	6,367
(1,948)	ShotSpotter Inc	Morgan Stanley	(955)
3,667	Shutterstock Inc	Bank of America Merrill Lynch	(843)
7,474	Shutterstock Inc	Barclays Bank	3,737
15,822	Shutterstock Inc	HSBC	(13,132)
15,141	Shutterstock Inc	Morgan Stanley	7,571
14,987	SI-BONE Inc	Bank of America Merrill Lynch	23,829
5,485	SI-BONE Inc	Barclays Bank	219
11,976	SI-BONE Inc	Goldman Sachs	19,042
5,715	SI-BONE Inc	HSBC	(1,600)
11,280	SI-BONE Inc	Morgan Stanley	451
(7,216)	Siebert Financial Corp	Barclays Bank	5,628
(1,050)	Siebert Financial Corp	HSBC	788
(659)	Siebert Financial Corp	Morgan Stanley	514
777	Sienna Biopharmaceuticals Inc	Goldman Sachs	(2)
(30,495)	Sientra Inc	Barclays Bank	(4,422)
(42,808)	Sientra Inc	Goldman Sachs	(46,661)
(13,148)	Sientra Inc	HSBC	(19,328)
(10,969)	Sientra Inc	Morgan Stanley	(1,591)
50,766	Sierra Bancorp	Bank of America Merrill Lynch	105,593
4,883	Sierra Bancorp	Barclays Bank	879
22,298	Sierra Bancorp	Goldman Sachs	46,380
4,564	Sierra Bancorp	HSBC	(867)
70,113	Sierra Bancorp	Morgan Stanley	12,620
(11,462)	SIGA Technologies Inc	Barclays Bank	115
(64,442)	SIGA Technologies Inc	Goldman Sachs	(25,132)

保有高	銘柄	取引相手	未実現評価益/ (損) (米ドル)
	米国(続き)		
(26,087)	SIGA Technologies Inc	HSBC	(2,348)
(74,641)	SIGA Technologies Inc	Morgan Stanley	746
(1,099)	Signature Bank	Bank of America Merrill Lynch	(11,184)
653	Signature Bank	Bank of America Merrill Lynch	9,449
(1,805)	Signature Bank	Barclays Bank	(15,415)
6,862	Signature Bank	Barclays Bank	58,601
(3,359)	Signature Bank	Goldman Sachs	(37,097)
(3,720)	Signature Bank	HSBC	(5,766)
5,316	Signature Bank	HSBC	19,904
(1,138)	Signature Bank	Morgan Stanley	(9,719)
(13,113)	Signet Jewelers Ltd	Barclays Bank	(5,639)
(19,630)	Signet Jewelers Ltd	Goldman Sachs	(32,193)
(19,247)	Signet Jewelers Ltd	HSBC	8,084
(13,198)	Signet Jewelers Ltd	Morgan Stanley	(5,675)
(14,441)	Silgan Holdings Inc	Bank of America Merrill Lynch	(3,900)
(30,669)	Silgan Holdings Inc	Barclays Bank	(22,082)
(38,532)	Silgan Holdings Inc	Goldman Sachs	(10,403)
(23,587)	Silgan Holdings Inc	HSBC	14,066
(31,718)	Silgan Holdings Inc	Morgan Stanley	(22,837)
3,142	Silicon Laboratories Inc	Bank of America Merrill Lynch	2,105
12,843	Silicon Laboratories Inc	Barclays Bank	(39,685)
(14,599)	Silicon Laboratories Inc	Barclays Bank	45,111
7,242	Silicon Laboratories Inc	Goldman Sachs	1,339
10,244	Silicon Laboratories Inc	HSBC	(92,606)
(9,036)	Silicon Laboratories Inc	HSBC	81,685
8,304	Silicon Laboratories Inc	Morgan Stanley	(24,294)
(1,353)	Silicon Laboratories Inc	Morgan Stanley	4,181
591	Silk Road Medical Inc	Bank of America Merrill Lynch	(390)
960	Silk Road Medical Inc	Barclays Bank	(566)
7,568	Silk Road Medical Inc	Goldman Sachs	(4,738)
4,887	Silk Road Medical Inc	HSBC	(733)
9,759	Silk Road Medical Inc	Morgan Stanley	(5,758)
(26,550)	SilverBow Resources Inc	Bank of America Merrill Lynch	531
(5,417)	SilverBow Resources Inc	Goldman Sachs	108
(2,184)	SilverBow Resources Inc	HSBC	1,026
(5,049)	SilverBow Resources Inc	Morgan Stanley	303
10,922	Silvercrest Asset Management Group Inc 'A'	Bank of America Merrill Lynch	22,499
11,133	Silvercrest Asset Management Group Inc 'A'	Goldman Sachs	22,934
9,710	Silvercrest Asset Management Group Inc 'A'	HSBC	8,836
16,724	Silvercrest Asset Management Group Inc 'A'	Morgan Stanley	21,239
9,790	Silvergate Capital Corp 'A'	Barclays Bank	(6,755)
12,291	Silvergate Capital Corp 'A'	Goldman Sachs	1,475
3,157	Silvergate Capital Corp 'A'	Morgan Stanley	(2,178)

保有高	銘柄	取引相手	未実現評価益/ (損) (米ドル)
	米国(続き)		
(18,099)	Simmons First National Corp 'A'	Bank of America Merrill Lynch	(40,903)
(16,223)	Simmons First National Corp 'A'	Barclays Bank	(18,170)
(88,178)	Simmons First National Corp 'A'	Goldman Sachs	(199,282)
(32,260)	Simmons First National Corp 'A'	HSBC	1,146
(46,325)	Simmons First National Corp 'A'	Morgan Stanley	(51,884)
13,782	Simon Property Group Inc (REIT)	Morgan Stanley	34,317
(3,649)	Simon Property Group Inc (REIT)	Morgan Stanley	(9,086)
6,614	Simply Good Foods Co	Barclays Bank	2,249
20,585	Simply Good Foods Co	Goldman Sachs	4,379
(23,155)	Simply Good Foods Co	HSBC	77,569
(17,769)	Simply Good Foods Co	Morgan Stanley	(6,041)
(6,834)	Simpson Manufacturing Co Inc	Bank of America Merrill Lynch	(70,664)
(10,347)	Simpson Manufacturing Co Inc	Barclays Bank	(41,801)
(11,749)	Simpson Manufacturing Co Inc	Goldman Sachs	(121,485)
(49,090)	Simpson Manufacturing Co Inc	HSBC	(227,991)
(24,350)	Simpson Manufacturing Co Inc	Morgan Stanley	(98,374)
(8,063)	Simulations Plus Inc	Bank of America Merrill Lynch	(78,856)
(17,017)	Simulations Plus Inc	Goldman Sachs	(166,426)
(4,314)	Simulations Plus Inc	HSBC	(37,446)
(13,197)	Simulations Plus Inc	Morgan Stanley	(127,747)
(2,683)	SINA Corp	Barclays Bank	(1,140)
(1,467)	SINA Corp	Goldman Sachs	4,518
(9,334)	SINA Corp	HSBC	30,802
(985)	SINA Corp	Morgan Stanley	(419)
30,646	Sinclair Broadcast Group Inc 'A'	Bank of America Merrill Lynch	70,961
22,106	Sinclair Broadcast Group Inc 'A'	Barclays Bank	3,537
3,188	Sinclair Broadcast Group Inc 'A'	Goldman Sachs	8,209
2,977	Sinclair Broadcast Group Inc 'A'	HSBC	2,640
5,469	Sinclair Broadcast Group Inc 'A'	Morgan Stanley	875
294,102	Sirius XM Holdings Inc	Bank of America Merrill Lynch	102,936
86,011	Sirius XM Holdings Inc	Barclays Bank	31,125
184,666	Sirius XM Holdings Inc	Goldman Sachs	66,068
51,204	Sirius XM Holdings Inc	HSBC	9,929
329,880	Sirius XM Holdings Inc	Morgan Stanley	127,004
(2,771)	SITE Centers Corp (REIT)	Bank of America Merrill Lynch	(3,062)
(17,416)	SITE Centers Corp (REIT)	Barclays Bank	(2,003)
(28,085)	SITE Centers Corp (REIT)	Goldman Sachs	(31,034)
(36,107)	SITE Centers Corp (REIT)	HSBC	(3,430)
(35,080)	SITE Centers Corp (REIT)	Morgan Stanley	(4,034)
1,240	SiteOne Landscape Supply Inc	Bank of America Merrill Lynch	8,455
10,950	SiteOne Landscape Supply Inc	Barclays Bank	93,841
2,301	SiteOne Landscape Supply Inc	Goldman Sachs	38,703
17,437	SiteOne Landscape Supply Inc	HSBC	265,308
9,822	SiteOne Landscape Supply Inc	Morgan Stanley	84,174
1,717	SiTime Corp	Bank of America Merrill Lynch	9,735

保有高	銘柄	取引相手	未実現評価益/ (損) (米ドル)
	米国(続き)		
1,824	SiTime Corp	Barclays Bank	(4,834)
2,757	SiTime Corp	Goldman Sachs	15,632
1,929	SiTime Corp	HSBC	9,414
6,765	SiTime Corp	Morgan Stanley	(17,927)
(14,402)	SITO Mobile Ltd	Bank of America Merrill Lynch	(295)
(66,470)	SITO Mobile Ltd	Goldman Sachs	(1,363)
(22,272)	Six Flags Entertainment Corp	Bank of America Merrill Lynch	(25,016)
11,260	Six Flags Entertainment Corp	Bank of America Merrill Lynch	50,895
(5,292)	Six Flags Entertainment Corp	Barclays Bank	(476)
(460)	Six Flags Entertainment Corp	Goldman Sachs	(2,079)
(698)	Six Flags Entertainment Corp	HSBC	(1,703)
(1,408)	Six Flags Entertainment Corp	Morgan Stanley	(127)
5,246	SJW Group	Bank of America Merrill Lynch	36,991
12,535	SJW Group	Barclays Bank	13,287
7,200	SJW Group	Goldman Sachs	53,352
17,643	SJW Group	HSBC	41,905
8,198	SJW Group	Morgan Stanley	8,690
8,860	Skechers USA Inc 'A'	Bank of America Merrill Lynch	55,552
(6,978)	Skechers USA Inc 'A'	Bank of America Merrill Lynch	(26,819)
6,910	Skechers USA Inc 'A'	Barclays Bank	13,198
(2,845)	Skechers USA Inc 'A'	Barclays Bank	3,396
12,084	Skechers USA Inc 'A'	Goldman Sachs	75,767
(10,712)	Skechers USA Inc 'A'	Goldman Sachs	(53,910)
3,873	Skechers USA Inc 'A'	HSBC	12,316
18,813	Skechers USA Inc 'A'	Morgan Stanley	35,933
(13,497)	Skechers USA Inc 'A'	Morgan Stanley	(23,115)
(3,942)	Skyline Champion Corp	Bank of America Merrill Lynch	(16,872)
(5,833)	Skyline Champion Corp	Goldman Sachs	(24,965)
(39,198)	Skyline Champion Corp	HSBC	(111,322)
(45,414)	Skyline Champion Corp	Morgan Stanley	(8,629)
41,402	SkyWest Inc	HSBC	79,078
8,735	Skyworks Solutions Inc	Bank of America Merrill Lynch	73,547
2,940	Skyworks Solutions Inc	Barclays Bank	(1,735)
14,546	Skyworks Solutions Inc	Goldman Sachs	148,515
8,856	Skyworks Solutions Inc	Morgan Stanley	(5,225)
(2,073)	SL Green Realty Corp (REIT)	Bank of America Merrill Lynch	(8,634)
(22,639)	SL Green Realty Corp (REIT)	Barclays Bank	(128,590)
(6,027)	SL Green Realty Corp (REIT)	Goldman Sachs	(27,363)
(4,879)	SL Green Realty Corp (REIT)	HSBC	6,444
(16,199)	SL Green Realty Corp (REIT)	Morgan Stanley	(92,011)
4,257	Slack Technologies Inc 'A'	Bank of America Merrill Lynch	10,302
29,614	Slack Technologies Inc 'A'	Barclays Bank	60,413
3,798	Slack Technologies Inc 'A'	Goldman Sachs	9,191
982	Slack Technologies Inc 'A'	HSBC	579
19,609	Slack Technologies Inc 'A'	Morgan Stanley	40,002

保有高	銘柄	取引相手	未実現評価益/ (損) (米ドル)
	米国(続き)		
3,292	Sleep Number Corp	Barclays Bank	(3,226)
2,755	Sleep Number Corp	Morgan Stanley	(2,700)
(94,493)	SLM Corp	Bank of America Merrill Lynch	(9,450)
(38,117)	SLM Corp	Barclays Bank	(8,386)
(30,051)	SLM Corp	HSBC	10,618
(107,715)	SLM Corp	Morgan Stanley	(23,698)
1,544	SM Energy Co	Bank of America Merrill Lynch	911
5,225	SM Energy Co	Barclays Bank	(1,045)
33,453	SM Energy Co	Goldman Sachs	19,737
80,374	SM Energy Co	HSBC	1,607
2,127	SM Energy Co	Morgan Stanley	(425)
(8,319)	SMART Global Holdings Inc	HSBC	2,745
(34,981)	SMART Global Holdings Inc	Morgan Stanley	(11,194)
(41,089)	Smart Sand Inc	Goldman Sachs	(11,369)
(25,121)	Smart Sand Inc	Morgan Stanley	(4,522)
16,869	SmartFinancial Inc	Bank of America Merrill Lynch	11,640
14,384	SmartFinancial Inc	Barclays Bank	(3,308)
24,743	SmartFinancial Inc	Goldman Sachs	17,073
7,060	SmartFinancial Inc	HSBC	1,765
15,543	SmartFinancial Inc	Morgan Stanley	(3,575)
13,818	Smartsheet Inc 'A'	Bank of America Merrill Lynch	8,023
10,326	Smartsheet Inc 'A'	Barclays Bank	(3,820)
3,740	Smartsheet Inc 'A'	Goldman Sachs	10,104
13,338	Smartsheet Inc 'A'	HSBC	19,643
7,128	Smartsheet Inc 'A'	Morgan Stanley	(2,637)
5,453	SmileDirectClub Inc	Goldman Sachs	4,308
6,044	SmileDirectClub Inc	HSBC	(2,236)
(5,309)	Smith Micro Software Inc	Bank of America Merrill Lynch	(425)
(37,722)	Smith Micro Software Inc	Barclays Bank	(1,132)
(12,679)	Smith Micro Software Inc	Morgan Stanley	(380)
10,589	Snap Inc 'A'	Bank of America Merrill Lynch	17,048
15,754	Snap Inc 'A'	Barclays Bank	16,384
6,378	Snap Inc 'A'	Goldman Sachs	10,269
(13,019)	Snap Inc 'A'	Goldman Sachs	(20,961)
(15,340)	Snap Inc 'A'	Morgan Stanley	(15,954)
12,541	Snap-on Inc	Bank of America Merrill Lynch	89,919
6,037	Snap-on Inc	Barclays Bank	(21,962)
6,224	Snap-on Inc	Goldman Sachs	44,626
7,524	Snap-on Inc	HSBC	20,992
13,296	Snap-on Inc	Morgan Stanley	16,487
(152)	SolarEdge Technologies Inc	Goldman Sachs	(2,680)
(2,633)	SolarEdge Technologies Inc	HSBC	(52,002)
(27,312)	Solaris Oilfield Infrastructure Inc 'A'	Bank of America Merrill Lynch	(24,581)
(15,370)	Solaris Oilfield Infrastructure Inc 'A'	Barclays Bank	(4,918)
(32,842)	Solaris Oilfield Infrastructure Inc 'A'	Goldman Sachs	(29,558)

保有高	銘柄	取引相手	未実現評価益/ (損) (米ドル)
	米国(続き)		
(25,675)	Solaris Oilfield Infrastructure Inc 'A'	HSBC	11,297
(32,464)	Solaris Oilfield Infrastructure Inc 'A'	Morgan Stanley	(10,388)
(7,030)	SolarWinds Corp	Bank of America Merrill Lynch	(10,545)
3,681	SolarWinds Corp	Bank of America Merrill Lynch	5,522
(2,397)	SolarWinds Corp	Barclays Bank	(96)
16,619	SolarWinds Corp	Barclays Bank	665
2,167	SolarWinds Corp	Goldman Sachs	3,251
(9,407)	SolarWinds Corp	HSBC	(10,160)
3,862	SolarWinds Corp	HSBC	4,171
(41,465)	SolarWinds Corp	Morgan Stanley	(1,659)
6,845	SolarWinds Corp	Morgan Stanley	274
7,411	Soleno Therapeutics Inc	Morgan Stanley	(2,149)
15,247	Solid Biosciences Inc	Barclays Bank	(2,592)
7,624	Solid Biosciences Inc	Goldman Sachs	534
8,348	Solid Biosciences Inc	HSBC	3,423
30,801	Solid Biosciences Inc	Morgan Stanley	(5,236)
2,596	Soliton Inc	HSBC	519
2,771	Sonic Automotive Inc 'A'	Barclays Bank	7,676
14,876	Sonic Automotive Inc 'A'	Goldman Sachs	98,925
(4,589)	Sonoco Products Co	Bank of America Merrill Lynch	(28,039)
4,229	Sonoco Products Co	Bank of America Merrill Lynch	25,839
(5,592)	Sonoco Products Co	Barclays Bank	(12,862)
5,391	Sonoco Products Co	Barclays Bank	12,399
(9,342)	Sonoco Products Co	Goldman Sachs	(57,080)
7,449	Sonoco Products Co	Goldman Sachs	45,513
(6,105)	Sonoco Products Co	HSBC	(11,111)
15,975	Sonoco Products Co	HSBC	29,075
(10,054)	Sonoco Products Co	Morgan Stanley	(23,124)
22,709	Sonoco Products Co	Morgan Stanley	52,231
12,916	Sonos Inc	Barclays Bank	(8,525)
12,012	Sonos Inc	Goldman Sachs	16,937
5,524	Sonos Inc	HSBC	55
29,112	Sonos Inc	Morgan Stanley	(19,214)
7,901	Sorrento Therapeutics Inc	Morgan Stanley	378
8,994	South Jersey Industries Inc	Bank of America Merrill Lynch	16,819
(8,629)	South Jersey Industries Inc	Bank of America Merrill Lynch	(16,136)
(6,768)	South Jersey Industries Inc	Barclays Bank	(2,572)
(34,223)	South Jersey Industries Inc	Goldman Sachs	(59,366)
16,992	South Jersey Industries Inc	HSBC	(9,006)
(16,520)	South Jersey Industries Inc	HSBC	8,756
(87,795)	South Jersey Industries Inc	Morgan Stanley	(33,362)
51,759	South Plains Financial Inc	Barclays Bank	11,905
6,410	South Plains Financial Inc	HSBC	449
18,592	South Plains Financial Inc	Morgan Stanley	4,276
(550)	South State Corp	Bank of America Merrill Lynch	2,117

保有高	銘柄	取引相手	未実現評価益/ (損) (米ドル)
	米国(続き)		
1,441	South State Corp	Bank of America Merrill Lynch	9,913
(4,429)	South State Corp	Barclays Bank	(23,784)
7,573	South State Corp	Barclays Bank	40,667
29,075	South State Corp	Goldman Sachs	251,789
(6,068)	South State Corp	Goldman Sachs	(52,549)
(2,512)	South State Corp	HSBC	1,432
10,869	South State Corp	HSBC	12,811
(2,022)	South State Corp	Morgan Stanley	(10,858)
2,957	South State Corp	Morgan Stanley	15,879
(27,876)	Southern Co	Bank of America Merrill Lynch	(123,491)
(206)	Southern Co	Barclays Bank	(492)
(17,209)	Southern Co	Goldman Sachs	(76,236)
(60,001)	Southern Co	HSBC	(93,601)
(123,369)	Southern Co	Morgan Stanley	(294,852)
4,452	Southern Copper Corp	Bank of America Merrill Lynch	4,557
2,337	Southern Copper Corp	Barclays Bank	3,272
(6,157)	Southern Copper Corp	Goldman Sachs	(23,212)
5,669	Southern Copper Corp	Goldman Sachs	21,372
(3,708)	Southern Copper Corp	HSBC	(7,898)
25,187	Southern Copper Corp	HSBC	60,607
(13,698)	Southern Copper Corp	Morgan Stanley	(19,177)
8,238	Southern Copper Corp	Morgan Stanley	11,533
13,322	Southern First Bancshares Inc	Bank of America Merrill Lynch	78,067
2,749	Southern First Bancshares Inc	Barclays Bank	12,096
20,211	Southern First Bancshares Inc	Goldman Sachs	118,436
2,750	Southern First Bancshares Inc	HSBC	6,463
15,519	Southern First Bancshares Inc	Morgan Stanley	68,284
(21,690)	Southern Missouri Bancorp Inc	Bank of America Merrill Lynch	(97,388)
(18,101)	Southern Missouri Bancorp Inc	Goldman Sachs	(81,273)
(12,706)	Southern Missouri Bancorp Inc	Morgan Stanley	(39,770)
15,898	Southern National Bancorp of Virginia Inc	Bank of America Merrill Lynch	25,198
37,776	Southern National Bancorp of Virginia Inc	Barclays Bank	21,343
20,253	Southern National Bancorp of Virginia Inc	Goldman Sachs	32,101
46,610	Southern National Bancorp of Virginia Inc	HSBC	5,360
30,693	Southern National Bancorp of Virginia Inc	Morgan Stanley	17,342
(17,814)	Southside Bancshares Inc	Bank of America Merrill Lynch	(33,490)
(6,389)	Southside Bancshares Inc	Barclays Bank	(2,696)
(8,182)	Southside Bancshares Inc	Goldman Sachs	(12,076)
(8,154)	Southside Bancshares Inc	HSBC	5,740
(44,575)	Southside Bancshares Inc	Morgan Stanley	(42,792)
13,509	Southwest Airlines Co	Goldman Sachs	107,397
(7,627)	Southwest Airlines Co	HSBC	(35,237)
(41,687)	Southwest Airlines Co	Morgan Stanley	(122,977)
(11,368)	Southwest Gas Holdings Inc	Bank of America Merrill Lynch	(68,060)
(3,874)	Southwest Gas Holdings Inc	Barclays Bank	(5,734)

保有高	銘柄	取引相手	未実現評価益/ (損) (米ドル)
	米国(続き)		
25,829	Southwest Gas Holdings Inc	Goldman Sachs	157,299
(1,417)	Southwest Gas Holdings Inc	Goldman Sachs	(8,630)
(1,345)	Southwest Gas Holdings Inc	HSBC	(809)
35,988	Southwest Gas Holdings Inc	Morgan Stanley	53,262
(40,311)	Southwestern Energy Co	Bank of America Merrill Lynch	(7,493)
(10,977)	Southwestern Energy Co	Barclays Bank	(1,207)
(172,765)	Southwestern Energy Co	Goldman Sachs	(53,557)
(8,490)	Southwestern Energy Co	Morgan Stanley	(934)
2,563	SP Plus Corp	Barclays Bank	3,486
15,518	SP Plus Corp	Goldman Sachs	59,279
24,306	SP Plus Corp	Morgan Stanley	33,056
(36,289)	Spark Energy Inc 'A'	Bank of America Merrill Lynch	(67,498)
(14,990)	Spark Energy Inc 'A'	Barclays Bank	1,799
(9,508)	Spark Energy Inc 'A'	Goldman Sachs	(17,685)
(38,114)	Spark Energy Inc 'A'	HSBC	(51,454)
(14,774)	Spark Energy Inc 'A'	Morgan Stanley	1,773
(8,034)	Spartan Motors Inc	Bank of America Merrill Lynch	(7,165)
(4,094)	Spartan Motors Inc	Barclays Bank	(3,316)
(7,179)	Spartan Motors Inc	Goldman Sachs	(7,251)
(14,420)	Spartan Motors Inc	HSBC	(2,884)
(28,803)	Spartan Motors Inc	Morgan Stanley	(23,330)
29,638	SpartanNash Co	Barclays Bank	97,805
32,937	SpartanNash Co	HSBC	121,867
(2,410)	Spectrum Brands Holdings Inc	Bank of America Merrill Lynch	(19,521)
(808)	Spectrum Brands Holdings Inc	Barclays Bank	(2,036)
2,673	Spectrum Brands Holdings Inc	Goldman Sachs	21,651
(1,054)	Spectrum Brands Holdings Inc	Goldman Sachs	(8,537)
1,166	Spectrum Brands Holdings Inc	HSBC	3,638
(4,306)	Spectrum Brands Holdings Inc	HSBC	(13,435)
3,715	Spectrum Brands Holdings Inc	Morgan Stanley	9,362
(1,387)	Spectrum Brands Holdings Inc	Morgan Stanley	(3,495)
11,088	Spectrum Pharmaceuticals Inc	Bank of America Merrill Lynch	(3,105)
55,175	Spectrum Pharmaceuticals Inc	Barclays Bank	(9,932)
128,274	Spectrum Pharmaceuticals Inc	Goldman Sachs	(34,675)
62,688	Spectrum Pharmaceuticals Inc	HSBC	12,538
29,824	Spectrum Pharmaceuticals Inc	Morgan Stanley	(5,368)
7,095	Spero Therapeutics Inc	Bank of America Merrill Lynch	639
1,777	Spero Therapeutics Inc	Barclays Bank	(853)
16,626	Spero Therapeutics Inc	Goldman Sachs	1,496
3,168	Spero Therapeutics Inc	HSBC	760
6,500	Spero Therapeutics Inc	Morgan Stanley	(3,120)
(33,684)	Spire Inc	Bank of America Merrill Lynch	(154,610)
(30,303)	Spire Inc	Barclays Bank	(3,636)
(50,303)	Spire Inc	Goldman Sachs	(230,891)
(32,375)	Spire Inc	HSBC	56,332

保有高	銘柄	取引相手	未実現評価益/ (損) (米ドル)
	米国(続き)		
(43,009)	Spire Inc	Morgan Stanley	(5,162)
(3,157)	Spirit AeroSystems Holdings Inc 'A'	Goldman Sachs	(11,712)
(2,855)	Spirit AeroSystems Holdings Inc 'A'	HSBC	(4,340)
(10,617)	Spirit AeroSystems Holdings Inc 'A'	Morgan Stanley	(11,254)
9,394	Spirit AeroSystems Holdings Inc 'A'	Morgan Stanley	9,958
21,184	Spirit Airlines Inc	Barclays Bank	46,816
52,032	Spirit Airlines Inc	Goldman Sachs	227,380
2,242	Spirit Airlines Inc	HSBC	4,080
65,108	Spirit Airlines Inc	Morgan Stanley	143,889
(400)	Spirit of Texas Bancshares Inc	Bank of America Merrill Lynch	(792)
(2,442)	Spirit of Texas Bancshares Inc	Barclays Bank	(269)
(13,981)	Spirit of Texas Bancshares Inc	Goldman Sachs	(27,682)
(9,870)	Spirit of Texas Bancshares Inc	HSBC	(14,114)
(26,339)	Spirit of Texas Bancshares Inc	Morgan Stanley	(2,897)
(7,403)	Spirit Realty Capital Inc (REIT)	Bank of America Merrill Lynch	(18,211)
3,860	Spirit Realty Capital Inc (REIT)	Bank of America Merrill Lynch	(6,459)
(8,575)	Spirit Realty Capital Inc (REIT)	Barclays Bank	(1,201)
9,533	Spirit Realty Capital Inc (REIT)	Barclays Bank	1,335
(36,229)	Spirit Realty Capital Inc (REIT)	Goldman Sachs	(89,123)
7,341	Spirit Realty Capital Inc (REIT)	Goldman Sachs	18,059
(6,753)	Spirit Realty Capital Inc (REIT)	HSBC	8,576
10,437	Spirit Realty Capital Inc (REIT)	HSBC	(13,255)
(31,638)	Spirit Realty Capital Inc (REIT)	Morgan Stanley	(4,429)
2,667	Spirit Realty Capital Inc (REIT)	Morgan Stanley	(5,933)
(473)	Splunk Inc	Goldman Sachs	(12,421)
(3,922)	Splunk Inc	HSBC	(115,380)
(6,816)	Splunk Inc	Morgan Stanley	12,337
5,028	Splunk Inc	Morgan Stanley	(9,101)
41,770	Spok Holdings Inc	Bank of America Merrill Lynch	(19,214)
32,009	Spok Holdings Inc	Barclays Bank	(16,005)
28,248	Spok Holdings Inc	Goldman Sachs	(12,994)
11,055	Spok Holdings Inc	HSBC	(16,140)
23,835	Spok Holdings Inc	Morgan Stanley	(11,918)
(23,430)	Sportsman's Warehouse Holdings Inc	Barclays Bank	(24,367)
(28,491)	Sportsman's Warehouse Holdings Inc	Goldman Sachs	(80,060)
(2,665)	Sportsman's Warehouse Holdings Inc	HSBC	(8,581)
(39,266)	Sportsman's Warehouse Holdings Inc	Morgan Stanley	(40,837)
(971)	Spotify Technology SA	Barclays Bank	5,505
(2,128)	Spotify Technology SA	Goldman Sachs	(15,832)
(2,984)	Spotify Technology SA	HSBC	(84,119)
4,265	Spotify Technology SA	Morgan Stanley	(41,925)
(4,373)	Spotify Technology SA	Morgan Stanley	42,987
2,938	Spring Bank Pharmaceuticals	Goldman Sachs	470
(5,084)	SpringWorks Therapeutics Inc	Barclays Bank	11,897
(5,760)	SpringWorks Therapeutics Inc	Goldman Sachs	(230)

保有高	銘柄	取引相手	未実現評価益/ (損) (米ドル)
	米国(続き)		
(4,278)	SpringWorks Therapeutics Inc	HSBC	(23,572)
(2,738)	SpringWorks Therapeutics Inc	Morgan Stanley	6,407
16,029	Sprout Social Inc 'A'	Bank of America Merrill Lynch	9,457
7,356	Sprout Social Inc 'A'	Barclays Bank	(20,082)
6,965	Sprout Social Inc 'A'	Morgan Stanley	(19,014)
13,731	Sprouts Farmers Market Inc	Goldman Sachs	(1,510)
19,059	Sprouts Farmers Market Inc	HSBC	(7,152)
32,143	Sprouts Farmers Market Inc	Morgan Stanley	14,786
2,827	SPS Commerce Inc	Goldman Sachs	26,800
13,375	SPS Commerce Inc	HSBC	105,528
34,450	SPS Commerce Inc	Morgan Stanley	108,173
8,238	SPX Corp	Bank of America Merrill Lynch	50,252
9,746	SPX Corp	Barclays Bank	26,607
15,803	SPX Corp	Goldman Sachs	96,398
11,747	SPX Corp	HSBC	24,904
26,953	SPX Corp	Morgan Stanley	73,581
(1,944)	SPX FLOW Inc	Barclays Bank	(3,849)
(1,194)	SPX FLOW Inc	Goldman Sachs	(3,168)
(32,607)	SPX FLOW Inc	HSBC	(56,737)
(14,421)	SPX FLOW Inc	Morgan Stanley	(28,554)
(185)	Square Inc 'A'	Barclays Bank	44
1,569	Square Inc 'A'	HSBC	8,159
(10,544)	Square Inc 'A'	HSBC	(54,829)
3,194	Square Inc 'A'	Morgan Stanley	(767)
6,842	SS&C Technologies Holdings Inc	Bank of America Merrill Lynch	17,994
(13,205)	SS&C Technologies Holdings Inc	Bank of America Merrill Lynch	(34,729)
8,489	SS&C Technologies Holdings Inc	Barclays Bank	11,715
(3,500)	SS&C Technologies Holdings Inc	Barclays Bank	(3,125)
(7,748)	SS&C Technologies Holdings Inc	Goldman Sachs	(20,377)
3,903	SS&C Technologies Holdings Inc	HSBC	(4,957)
(8,729)	SS&C Technologies Holdings Inc	HSBC	11,086
9,486	SS&C Technologies Holdings Inc	Morgan Stanley	13,091
(10,109)	SS&C Technologies Holdings Inc	Morgan Stanley	(13,950)
(14,081)	St Joe Co	Bank of America Merrill Lynch	(23,656)
(21,235)	St Joe Co	Barclays Bank	(9,556)
(10,929)	St Joe Co	Goldman Sachs	(18,361)
(22,751)	St Joe Co	HSBC	(29,315)
(23,486)	St Joe Co	Morgan Stanley	(10,569)
(3,079)	STAAR Surgical Co	Bank of America Merrill Lynch	(4,896)
(6,941)	STAAR Surgical Co	Barclays Bank	(6,733)
(20,271)	STAAR Surgical Co	Goldman Sachs	(29,099)
(9,353)	STAAR Surgical Co	HSBC	(12,842)
(18,921)	STAAR Surgical Co	Morgan Stanley	(18,354)
9,312	STAG Industrial Inc (REIT)	Bank of America Merrill Lynch	32,312
(12,010)	STAG Industrial Inc (REIT)	Barclays Bank	(15,253)

保有高	銘柄	取引相手	未実現評価益/ (損) (米ドル)
	米国(続き)		
50,099	STAG Industrial Inc (REIT)	Goldman Sachs	173,844
35,438	STAG Industrial Inc (REIT)	HSBC	29,059
(83,720)	STAG Industrial Inc (REIT)	HSBC	(68,650)
19,124	STAG Industrial Inc (REIT)	Morgan Stanley	24,287
(41,345)	STAG Industrial Inc (REIT)	Morgan Stanley	(52,508)
(1,892)	Stamps.com Inc	Goldman Sachs	4,047
4,609	Stamps.com Inc	Morgan Stanley	29,037
1,447	Standard Motor Products Inc	Bank of America Merrill Lynch	6,367
5,110	Standard Motor Products Inc	Barclays Bank	11,191
24,305	Standard Motor Products Inc	Goldman Sachs	106,942
4,440	Standard Motor Products Inc	HSBC	5,905
17,451	Standard Motor Products Inc	Morgan Stanley	38,218
9,554	Standex International Corp	Bank of America Merrill Lynch	92,674
13,193	Standex International Corp	Barclays Bank	45,648
9,752	Standex International Corp	Goldman Sachs	94,594
10,489	Standex International Corp	HSBC	69,463
10,202	Standex International Corp	Morgan Stanley	35,299
(14,356)	Stanley Black & Decker Inc	Goldman Sachs	(235,725)
(5,010)	Stanley Black & Decker Inc	HSBC	(37,267)
(2,768)	Stanley Black & Decker Inc	Morgan Stanley	(7,668)
(6,359)	Starbucks Corp	Bank of America Merrill Lynch	(25,881)
(61,323)	Starbucks Corp	Barclays Bank	(37,407)
(7,452)	Starbucks Corp	Goldman Sachs	(23,842)
(2,404)	Starbucks Corp	HSBC	(75)
(14,190)	Starbucks Corp	Morgan Stanley	(8,656)
14,771	StarTek Inc	Bank of America Merrill Lynch	15,510
6,513	StarTek Inc	Goldman Sachs	6,839
4,338	StarTek Inc	Morgan Stanley	737
(36,572)	Starwood Property Trust Inc (REIT)	Bank of America Merrill Lynch	(69,390)
(6,605)	Starwood Property Trust Inc (REIT)	Barclays Bank	3,123
(74,831)	Starwood Property Trust Inc (REIT)	Morgan Stanley	(37,416)
(26,505)	State Auto Financial Corp	Bank of America Merrill Lynch	(31,541)
(6,462)	State Auto Financial Corp	HSBC	9,047
(6,240)	State Auto Financial Corp	Morgan Stanley	(1,123)
(3,852)	State Street Corp	Bank of America Merrill Lynch	(27,888)
(2,059)	State Street Corp	Barclays Bank	2,596
(801)	State Street Corp	Goldman Sachs	(5,799)
(2,989)	State Street Corp	HSBC	(3,999)
(17,617)	State Street Corp	Morgan Stanley	(111,516)
43,398	Steel Dynamics Inc	Bank of America Merrill Lynch	156,233
20,222	Steel Dynamics Inc	Barclays Bank	34,175
27,658	Steel Dynamics Inc	Goldman Sachs	99,569
50,569	Steel Dynamics Inc	HSBC	40,969
49,316	Steel Dynamics Inc	Morgan Stanley	83,344
19,250	Steelcase Inc 'A'	Bank of America Merrill Lynch	41,773

保有高	銘柄	取引相手	未実現評価益/ (損) (米ドル)
	米国(続き)		
47,819	Steelcase Inc 'A'	Barclays Bank	18,171
48,241	Steelcase Inc 'A'	Goldman Sachs	104,683
18,353	Steelcase Inc 'A'	HSBC	13,765
40,715	Steelcase Inc 'A'	Morgan Stanley	15,472
(240)	Stepan Co	Barclays Bank	(518)
1,092	Stepan Co	Barclays Bank	2,359
(3,861)	Stepan Co	Goldman Sachs	(23,657)
(483)	Stepan Co	HSBC	(1,584)
9,879	Stepan Co	HSBC	32,403
604	Stepan Co	Morgan Stanley	1,305
(37,209)	Stereotaxis Inc	Bank of America Merrill Lynch	(22,697)
(21,085)	Stereotaxis Inc	Goldman Sachs	(12,862)
(6,942)	Stereotaxis Inc	HSBC	(972)
(6,753)	Stereotaxis Inc	Morgan Stanley	(1,283)
(6,360)	Stericycle Inc	Bank of America Merrill Lynch	(40,005)
(6,441)	Stericycle Inc	Barclays Bank	(20,611)
(999)	Stericycle Inc	Goldman Sachs	(2,752)
(24,258)	Stericycle Inc	HSBC	(50,405)
(9,469)	Stericycle Inc	Morgan Stanley	(30,301)
715	STERIS Plc	Bank of America Merrill Lynch	9,102
(3,712)	STERIS Plc	Bank of America Merrill Lynch	(17,878)
1,063	STERIS Plc	Barclays Bank	6,984
(3,056)	STERIS Plc	Barclays Bank	(20,078)
11,964	STERIS Plc	Goldman Sachs	152,302
(9,262)	STERIS Plc	Goldman Sachs	(108,644)
1,593	STERIS Plc	HSBC	25,169
(519)	STERIS Plc	HSBC	(8,200)
2,978	STERIS Plc	Morgan Stanley	19,565
(4,206)	STERIS Plc	Morgan Stanley	(27,633)
(61,423)	Sterling Bancorp	Bank of America Merrill Lynch	(164,307)
17,019	Sterling Bancorp	Bank of America Merrill Lynch	45,526
21,485	Sterling Bancorp	Barclays Bank	32,550
7,611	Sterling Bancorp	Goldman Sachs	20,359
20,498	Sterling Bancorp	HSBC	14,246
(1,760)	Sterling Bancorp	Morgan Stanley	(2,666)
4,422	Sterling Bancorp	Morgan Stanley	6,699
(18,459)	Sterling Bancorp Inc	Bank of America Merrill Lynch	(369)
(23,473)	Sterling Bancorp Inc	Barclays Bank	(2,113)
(35,461)	Sterling Bancorp Inc	Goldman Sachs	(709)
(10,178)	Sterling Bancorp Inc	HSBC	7,226
(38,554)	Sterling Bancorp Inc	Morgan Stanley	(3,470)
(9,170)	Sterling Construction Co Inc	Bank of America Merrill Lynch	(9,353)
(14,184)	Sterling Construction Co Inc	Barclays Bank	(993)
(49,296)	Sterling Construction Co Inc	Goldman Sachs	(50,282)
(30,680)	Sterling Construction Co Inc	HSBC	7,670

保有高	銘柄	取引相手	未実現評価益/ (損) (米ドル)
	米国(続き)		
(2,842)	Sterling Construction Co Inc	Morgan Stanley	(199)
514	Steven Madden Ltd	Bank of America Merrill Lynch	1,784
(3,233)	Steven Madden Ltd	Bank of America Merrill Lynch	(11,219)
13,563	Steven Madden Ltd	Barclays Bank	20,073
6,352	Steven Madden Ltd	Goldman Sachs	17,944
(3,719)	Steven Madden Ltd	Goldman Sachs	(12,905)
21,381	Steven Madden Ltd	HSBC	28,171
(4,124)	Steven Madden Ltd	HSBC	1,237
(1,121)	Steven Madden Ltd	Morgan Stanley	(1,659)
52,846	Steven Madden Ltd	Morgan Stanley	78,212
(11,174)	Stewart Information Services Corp	Bank of America Merrill Lynch	(17,868)
(11,021)	Stewart Information Services Corp	Barclays Bank	(8,927)
(26,715)	Stewart Information Services Corp	Goldman Sachs	(52,911)
(9,987)	Stewart Information Services Corp	HSBC	(18,176)
(5,663)	Stewart Information Services Corp	Morgan Stanley	(4,587)
5,912	Stifel Financial Corp	Bank of America Merrill Lynch	34,112
7,542	Stifel Financial Corp	Barclays Bank	20,514
9,490	Stifel Financial Corp	Goldman Sachs	54,757
30,804	Stifel Financial Corp	HSBC	84,781
39,577	Stifel Financial Corp	Morgan Stanley	107,649
(3,491)	Stitch Fix Inc 'A'	Bank of America Merrill Lynch	(7,436)
(19,811)	Stitch Fix Inc 'A'	Barclays Bank	(595)
(1,827)	Stitch Fix Inc 'A'	Morgan Stanley	(55)
(8,682)	Stock Yards Bancorp Inc	Bank of America Merrill Lynch	(56,780)
(10,293)	Stock Yards Bancorp Inc	Barclays Bank	(34,173)
(19,622)	Stock Yards Bancorp Inc	Goldman Sachs	(128,328)
(14,433)	Stock Yards Bancorp Inc	HSBC	(44,849)
(14,356)	Stock Yards Bancorp Inc	Morgan Stanley	(47,662)
(1,339)	Stoke Therapeutics Inc	Bank of America Merrill Lynch	(2,142)
(3,970)	Stoke Therapeutics Inc	Barclays Bank	12,903
(6,554)	Stoke Therapeutics Inc	Goldman Sachs	(10,486)
(4,991)	Stoke Therapeutics Inc	Morgan Stanley	16,221
(2,084)	StoneCo Ltd 'A'	Barclays Bank	1,341
(2,224)	StoneCo Ltd 'A'	Goldman Sachs	(9,709)
(17,431)	StoneCo Ltd 'A'	Morgan Stanley	(109,990)
(27,864)	Stoneridge Inc	Goldman Sachs	(96,409)
(8,436)	Stoneridge Inc	HSBC	(8,858)
(36,542)	Stoneridge Inc	Morgan Stanley	(65,045)
18,554	STORE Capital Corp (REIT)	Bank of America Merrill Lynch	44,530
16,695	STORE Capital Corp (REIT)	Barclays Bank	13,857
44,441	STORE Capital Corp (REIT)	Goldman Sachs	106,659
18,470	STORE Capital Corp (REIT)	HSBC	(1,360)
34,642	STORE Capital Corp (REIT)	Morgan Stanley	28,753
(53,247)	Stratasys Ltd	Morgan Stanley	(532)
3,683	Strategic Education Inc	Barclays Bank	(3,241)

保有高	銘柄	取引相手	未実現評価益/ (損) (米ドル)
	米国(続き)		
5,015	Strategic Education Inc	Morgan Stanley	(4,413)
(2,490)	Strategic Education Inc	Morgan Stanley	2,191
(30,695)	Stratus Properties Inc	Bank of America Merrill Lynch	(78,272)
(6,172)	Stratus Properties Inc	Goldman Sachs	(15,739)
(7,225)	Stratus Properties Inc	Morgan Stanley	(12,355)
(12,621)	Strongbridge Biopharma Plc	Barclays Bank	2,019
(16,838)	Strongbridge Biopharma Plc	Goldman Sachs	(11,450)
(21,395)	Strongbridge Biopharma Plc	HSBC	(14,549)
(28,522)	Strongbridge Biopharma Plc	Morgan Stanley	4,564
6,973	Stryker Corp	Bank of America Merrill Lynch	95,734
6,191	Stryker Corp	Barclays Bank	63,087
555	Stryker Corp	Goldman Sachs	7,803
10,779	Stryker Corp	HSBC	62,802
9,260	Stryker Corp	Morgan Stanley	94,359
1,260	Summit Financial Group Inc	Bank of America Merrill Lynch	4,423
10,729	Summit Financial Group Inc	Barclays Bank	22,209
6,687	Summit Financial Group Inc	Goldman Sachs	23,471
3,185	Summit Financial Group Inc	HSBC	6,657
3,183	Summit Financial Group Inc	Morgan Stanley	6,589
88,638	Summit Hotel Properties Inc (REIT)	Barclays Bank	53,183
145,093	Summit Hotel Properties Inc (REIT)	Goldman Sachs	201,679
84,081	Summit Hotel Properties Inc (REIT)	HSBC	10,090
115,540	Summit Hotel Properties Inc (REIT)	Morgan Stanley	69,324
9,851	Summit Materials Inc 'A'	Bank of America Merrill Lynch	37,138
2,874	Summit Materials Inc 'A'	Barclays Bank	4,943
15,973	Summit Materials Inc 'A'	Goldman Sachs	54,678
21,485	Summit Materials Inc 'A'	HSBC	38,673
38,273	Summit Materials Inc 'A'	Morgan Stanley	65,830
(5,159)	Sun Communities Inc (REIT)	Bank of America Merrill Lynch	(57,781)
(6,425)	Sun Communities Inc (REIT)	Barclays Bank	(22,488)
(15,061)	Sun Communities Inc (REIT)	Goldman Sachs	(168,684)
(9,429)	Sun Communities Inc (REIT)	HSBC	(33,103)
(5,522)	Sun Communities Inc (REIT)	Morgan Stanley	(19,327)
17,205	SunCoke Energy Inc	Bank of America Merrill Lynch	15,485
7,414	SunCoke Energy Inc	Goldman Sachs	6,673
25,888	SunCoke Energy Inc	Morgan Stanley	12,167
(3,417)	Sunnova Energy International Inc	Barclays Bank	(3,280)
(40,762)	Sunnova Energy International Inc	Morgan Stanley	(39,132)
(30,086)	SunPower Corp	Bank of America Merrill Lynch	(20,759)
(44,176)	SunPower Corp	Barclays Bank	(13,915)
(9,340)	SunPower Corp	HSBC	6,351
(3,880)	Sunrun Inc	Bank of America Merrill Lynch	(9,428)
12,683	Sunrun Inc	Bank of America Merrill Lynch	30,820
(4,707)	Sunrun Inc	Barclays Bank	(3,012)
2,513	Sunrun Inc	Barclays Bank	1,608

保有高	銘柄	取引相手	未実現評価益/ (損) (米ドル)
	米国(続き)		
2,337	Sunrun Inc	Goldman Sachs	5,679
(5,640)	Sunrun Inc	HSBC	(9,757)
3,404	Sunrun Inc	HSBC	5,889
(14,995)	Sunrun Inc	Morgan Stanley	(9,597)
21,246	Sunrun Inc	Morgan Stanley	13,597
80,958	Sunstone Hotel Investors Inc (REIT)	Bank of America Merrill Lynch	110,103
(38,544)	Sunstone Hotel Investors Inc (REIT)	Bank of America Merrill Lynch	(52,420)
(20,907)	Sunstone Hotel Investors Inc (REIT)	Barclays Bank	(4,600)
50,202	Sunstone Hotel Investors Inc (REIT)	Barclays Bank	11,044
20,335	Sunstone Hotel Investors Inc (REIT)	Goldman Sachs	27,656
(4,800)	Sunstone Hotel Investors Inc (REIT)	Goldman Sachs	(6,528)
83,466	Sunstone Hotel Investors Inc (REIT)	HSBC	23,370
103,407	Sunstone Hotel Investors Inc (REIT)	Morgan Stanley	22,750
3,295	Super Micro Computer Inc	Bank of America Merrill Lynch	6,755
18,792	Super Micro Computer Inc	Barclays Bank	12,027
5,012	Super Micro Computer Inc	Goldman Sachs	10,275
18,918	Super Micro Computer Inc	HSBC	(1,513)
14,177	Super Micro Computer Inc	Morgan Stanley	9,073
(2,773)	Superior Group of Cos Inc	Bank of America Merrill Lynch	(5,962)
(6,517)	Superior Group of Cos Inc	Barclays Bank	(6,973)
(6,123)	Superior Group of Cos Inc	Goldman Sachs	(13,164)
(4,058)	Superior Group of Cos Inc	HSBC	(5,397)
(7,745)	Superior Group of Cos Inc	Morgan Stanley	(8,287)
920	Supernus Pharmaceuticals Inc	Bank of America Merrill Lynch	(883)
26,075	Supernus Pharmaceuticals Inc	Barclays Bank	1,043
18,717	Supernus Pharmaceuticals Inc	Goldman Sachs	12,166
11,003	Supernus Pharmaceuticals Inc	Morgan Stanley	440
10,388	Surface Oncology Inc	Barclays Bank	(3,324)
11,203	Surface Oncology Inc	Goldman Sachs	24,759
11,290	Surface Oncology Inc	Morgan Stanley	(3,613)
(16,292)	Surgery Partners Inc	Bank of America Merrill Lynch	(58,814)
(3,904)	Surgery Partners Inc	Goldman Sachs	(14,093)
(6,254)	Surgery Partners Inc	HSBC	(15,916)
(8,953)	Surgery Partners Inc	Morgan Stanley	5,014
(14,341)	Surmodics Inc	Bank of America Merrill Lynch	(48,042)
(568)	Surmodics Inc	Barclays Bank	(62)
(5,993)	Surmodics Inc	Goldman Sachs	(20,077)
(1,357)	Surmodics Inc	Morgan Stanley	(149)
10,794	Sutro Biopharma Inc	Bank of America Merrill Lynch	6,692
7,334	Sutro Biopharma Inc	Barclays Bank	(1,467)
7,257	Sutro Biopharma Inc	Goldman Sachs	4,499
8,980	Sutro Biopharma Inc	HSBC	(1,616)
17,367	Sutro Biopharma Inc	Morgan Stanley	(3,473)
370	SVB Financial Group	Bank of America Merrill Lynch	15,203
(2,908)	SVB Financial Group	Bank of America Merrill Lynch	(99,423)

保有高	銘柄	取引相手	未実現評価益/ (損) (米ドル)
	米国(続き)		
1,005	SVB Financial Group	Barclays Bank	24,512
(449)	SVB Financial Group	Barclays Bank	(2,429)
697	SVB Financial Group	Goldman Sachs	26,474
(2,675)	SVB Financial Group	Goldman Sachs	(85,402)
941	SVB Financial Group	HSBC	26,376
(142)	SVB Financial Group	HSBC	538
2,121	SVB Financial Group	Morgan Stanley	51,731
(10,290)	SVMK Inc	Bank of America Merrill Lynch	(4,322)
(954)	SVMK Inc	Barclays Bank	210
14,753	SVMK Inc	Barclays Bank	(3,246)
11,877	SVMK Inc	Goldman Sachs	4,988
13,066	SVMK Inc	HSBC	14,634
(14,103)	SVMK Inc	Morgan Stanley	3,103
21,212	SVMK Inc	Morgan Stanley	(4,667)
(6,907)	Switch Inc 'A'	Bank of America Merrill Lynch	(7,598)
(2,075)	Switch Inc 'A'	Barclays Bank	(42)
(27,702)	Switch Inc 'A'	HSBC	(44,046)
(31,128)	Switch Inc 'A'	Morgan Stanley	(623)
(18,656)	Sykes Enterprises Inc	Bank of America Merrill Lynch	(58,207)
(8,861)	Sykes Enterprises Inc	Barclays Bank	(9,570)
(44,696)	Sykes Enterprises Inc	Goldman Sachs	(137,773)
(8,292)	Sykes Enterprises Inc	HSBC	(5,473)
(25,952)	Sykes Enterprises Inc	Morgan Stanley	(28,028)
476	Synaptics Inc	Bank of America Merrill Lynch	1,785
(7,512)	Synaptics Inc	Barclays Bank	5,934
3,745	Synaptics Inc	Goldman Sachs	14,044
(1,211)	Synaptics Inc	Goldman Sachs	(4,541)
7,424	Synaptics Inc	HSBC	(34,893)
(447)	Synaptics Inc	Morgan Stanley	353
4,984	Synaptics Inc	Morgan Stanley	(3,937)
(20,309)	Synchronoss Technologies Inc	Bank of America Merrill Lynch	(9,038)
(17,665)	Synchronoss Technologies Inc	Barclays Bank	(4,240)
(15,336)	Synchronoss Technologies Inc	HSBC	7,055
(27,229)	Synchronoss Technologies Inc	Morgan Stanley	(6,535)
10,242	Synchrony Financial	Bank of America Merrill Lynch	41,070
(40,562)	Synchrony Financial	Bank of America Merrill Lynch	(162,654)
6,628	Synchrony Financial	Barclays Bank	17,896
9,242	Synchrony Financial	Goldman Sachs	37,060
11,569	Synchrony Financial	Morgan Stanley	31,236
15,840	Syndax Pharmaceuticals Inc	Bank of America Merrill Lynch	(94,248)
(7,205)	Syneos Health Inc	Bank of America Merrill Lynch	(27,763)
(3,388)	Syneos Health Inc	Barclays Bank	373
(8,040)	Syneos Health Inc	Goldman Sachs	(32,411)
(12,168)	Syneos Health Inc	HSBC	(33,340)
(24,033)	Syneos Health Inc	Morgan Stanley	2,644

保有高	銘柄	取引相手	未実現評価益/ (損) (米ドル)
	米国(続き)		
(10,234)	Synlogic Inc	Goldman Sachs	(1,023)
(31,575)	Synlogic Inc	HSBC	(4,105)
(388)	SYNNEX Corp	Barclays Bank	(2,576)
(3,450)	SYNNEX Corp	Goldman Sachs	(54,441)
(4,115)	SYNNEX Corp	HSBC	(65,387)
1,801	SYNNEX Corp	HSBC	28,618
(2,198)	SYNNEX Corp	Morgan Stanley	(14,595)
920	SYNNEX Corp	Morgan Stanley	6,109
3,975	Synopsys Inc	Bank of America Merrill Lynch	75,167
1,961	Synopsys Inc	Barclays Bank	13,584
848	Synopsys Inc	Goldman Sachs	7,071
9,767	Synopsys Inc	HSBC	114,512
4,860	Synopsys Inc	Morgan Stanley	31,736
47,117	Synovus Financial Corp	Bank of America Merrill Lynch	145,120
20,987	Synovus Financial Corp	Barclays Bank	36,098
32,831	Synovus Financial Corp	Goldman Sachs	101,119
32,834	Synovus Financial Corp	HSBC	(20,685)
64,384	Synovus Financial Corp	Morgan Stanley	109,230
(6,559)	Syros Pharmaceuticals Inc	Bank of America Merrill Lynch	66
(18,130)	Syros Pharmaceuticals Inc	Barclays Bank	(181)
(6,653)	Syros Pharmaceuticals Inc	Goldman Sachs	67
(4,362)	Syros Pharmaceuticals Inc	HSBC	1,221
(6,104)	Syros Pharmaceuticals Inc	Morgan Stanley	(61)
(2,069)	Sysco Corp	Bank of America Merrill Lynch	(15,745)
(1,390)	Sysco Corp	Barclays Bank	(4,837)
(11,939)	Sysco Corp	Goldman Sachs	(90,855)
(7,791)	Sysco Corp	HSBC	(15,115)
(20,703)	Sysco Corp	Morgan Stanley	(72,046)
8,096	Systemax Inc	Bank of America Merrill Lynch	18,135
15,649	Systemax Inc	Barclays Bank	16,275
10,293	Systemax Inc	Goldman Sachs	23,056
14,639	Systemax Inc	Morgan Stanley	15,225
157	T Rowe Price Group Inc	Bank of America Merrill Lynch	1,027
(4,111)	T Rowe Price Group Inc	Bank of America Merrill Lynch	(26,886)
200	T Rowe Price Group Inc	Barclays Bank	992
(1,306)	T Rowe Price Group Inc	Barclays Bank	(6,478)
2,994	T Rowe Price Group Inc	HSBC	14,809
(262)	T Rowe Price Group Inc	HSBC	(2,263)
5,736	T Rowe Price Group Inc	Morgan Stanley	28,451
(8,177)	T Rowe Price Group Inc	Morgan Stanley	(40,558)
1,802	Tabula Rasa HealthCare Inc	Bank of America Merrill Lynch	(8,884)
3,777	Tabula Rasa HealthCare Inc	Barclays Bank	(20,736)
6,906	Tabula Rasa HealthCare Inc	Goldman Sachs	(34,047)
6,975	Tactile Systems Technology Inc	Bank of America Merrill Lynch	8,370
5,469	Tactile Systems Technology Inc	Barclays Bank	6,891

保有高	銘柄	取引相手	未実現評価益/ (損) (米ドル)
	米国(続き)		
5,496	Tactile Systems Technology Inc	Goldman Sachs	6,595
5,133	Tactile Systems Technology Inc	HSBC	462
5,219	Tactile Systems Technology Inc	Morgan Stanley	6,576
(159,663)	Tailored Brands Inc	Barclays Bank	12,773
(88,330)	Tailored Brands Inc	Goldman Sachs	(32,682)
(40,436)	Tailored Brands Inc	HSBC	(6,874)
(21,247)	Tailored Brands Inc	Morgan Stanley	1,700
2,802	Take-Two Interactive Software Inc	Bank of America Merrill Lynch	6,307
4,182	Take-Two Interactive Software Inc	Morgan Stanley	(23,085)
19,179	Talos Energy Inc	Bank of America Merrill Lynch	23,207
14,514	Talos Energy Inc	Barclays Bank	(10,305)
15,731	Talos Energy Inc	Goldman Sachs	19,035
3,204	Talos Energy Inc	HSBC	(1,153)
8,192	Talos Energy Inc	Morgan Stanley	(5,816)
1,678	Tandem Diabetes Care Inc	Bank of America Merrill Lynch	(6,494)
(3,654)	Tandem Diabetes Care Inc	Bank of America Merrill Lynch	14,141
760	Tandem Diabetes Care Inc	Barclays Bank	(2,592)
1,960	Tandem Diabetes Care Inc	Goldman Sachs	(7,585)
(663)	Tandem Diabetes Care Inc	HSBC	2,287
5,785	Tandem Diabetes Care Inc	HSBC	(16,398)
7,464	Tandem Diabetes Care Inc	Morgan Stanley	(25,452)
(1,291)	Tandem Diabetes Care Inc	Morgan Stanley	4,402
(53,952)	Tanger Factory Outlet Centers Inc (REIT)	Barclays Bank	(14,028)
(5,032)	Tanger Factory Outlet Centers Inc (REIT)	Goldman Sachs	(2,768)
(3,929)	Tapestry Inc	Bank of America Merrill Lynch	(5,933)
(20,406)	Tapestry Inc	Barclays Bank	5,510
(12,496)	Tapestry Inc	Goldman Sachs	(18,869)
(42,672)	Tapestry Inc	HSBC	49,927
(51,580)	Tapestry Inc	Morgan Stanley	13,927
(31,238)	Targa Resources Corp	Bank of America Merrill Lynch	(89,653)
24,943	Targa Resources Corp	Barclays Bank	(3,492)
(11,837)	Targa Resources Corp	HSBC	(48,532)
(1,111)	Targa Resources Corp	Morgan Stanley	156
2,158	Target Corp	Barclays Bank	4,899
606	Target Corp	Goldman Sachs	(715)
9,683	Target Corp	Morgan Stanley	21,980
36,407	Target Hospitality Corp	HSBC	27,305
85,923	Target Hospitality Corp	Morgan Stanley	59,287
(50,318)	Taylor Morrison Home Corp	Bank of America Merrill Lynch	(225,424)
(36,401)	Taylor Morrison Home Corp	Barclays Bank	(38,221)
(74,523)	Taylor Morrison Home Corp	Goldman Sachs	(333,863)
(82,376)	Taylor Morrison Home Corp	HSBC	(285,845)
(83,467)	Taylor Morrison Home Corp	Morgan Stanley	(87,640)
(22,586)	TCF Financial Corp	Bank of America Merrill Lynch	(125,602)
(19,782)	TCF Financial Corp	Barclays Bank	(55,433)

保有高	銘柄	取引相手	未実現評価益/ (損) (米ドル)
	米国(続き)		
(30,152)	TCF Financial Corp	Goldman Sachs	(173,911)
(9,561)	TCF Financial Corp	HSBC	(13,003)
(16,740)	TCF Financial Corp	Morgan Stanley	(57,753)
(4,915)	TCR2 Therapeutics Inc	Bank of America Merrill Lynch	(5,308)
(2,566)	TCR2 Therapeutics Inc	Barclays Bank	2,540
(5,636)	TCR2 Therapeutics Inc	Goldman Sachs	(6,087)
(3,139)	TCR2 Therapeutics Inc	Morgan Stanley	3,108
3,721	TD Ameritrade Holding Corp	Morgan Stanley	12,577
(2,833)	TE Connectivity Ltd	Barclays Bank	(12,890)
3,503	TE Connectivity Ltd	Barclays Bank	15,939
(5,629)	TE Connectivity Ltd	Goldman Sachs	(60,455)
(8,207)	TE Connectivity Ltd	HSBC	(33,074)
2,510	TE Connectivity Ltd	HSBC	28,877
(14,099)	TE Connectivity Ltd	Morgan Stanley	(64,150)
(1,943)	Team Inc	Bank of America Merrill Lynch	(1,768)
(7,119)	Team Inc	Barclays Bank	1,068
(54,816)	Team Inc	Goldman Sachs	(49,883)
(14,611)	Team Inc	HSBC	1,023
(14,264)	Team Inc	Morgan Stanley	2,140
29,007	TechnipFMC Plc	Bank of America Merrill Lynch	23,206
50,156	TechnipFMC Plc	Barclays Bank	5,517
81,815	TechnipFMC Plc	Goldman Sachs	61,811
95,041	TechnipFMC Plc	HSBC	(29,790)
57,534	TechnipFMC Plc	Morgan Stanley	6,329
3,589	TechTarget Inc	Bank of America Merrill Lynch	10,767
2,696	TechTarget Inc	Barclays Bank	1,698
24,812	TechTarget Inc	Goldman Sachs	74,436
12,557	TechTarget Inc	HSBC	19,966
20,963	TechTarget Inc	Morgan Stanley	13,207
29,309	Teekay Corp	Bank of America Merrill Lynch	1,905
17,396	Teekay Corp	Goldman Sachs	1,131
39,189	Teekay Corp	Morgan Stanley	588
(5,763)	Teekay Tankers Ltd 'A'	Goldman Sachs	(6,339)
(3,787)	Teekay Tankers Ltd 'A'	HSBC	3,484
(4,488)	Teekay Tankers Ltd 'A'	Morgan Stanley	(3,994)
(37,425)	TEGNA Inc	Bank of America Merrill Lynch	(49,775)
(21,774)	TEGNA Inc	Barclays Bank	(5,444)
(3,232)	TEGNA Inc	Goldman Sachs	(4,299)
(73,683)	TEGNA Inc	HSBC	(47,158)
(15,528)	TEGNA Inc	Morgan Stanley	(3,882)
(24,576)	Tejon Ranch Co	Bank of America Merrill Lynch	(20,644)
(22,100)	Tejon Ranch Co	Barclays Bank	(7,072)
(46,382)	Tejon Ranch Co	Goldman Sachs	(38,961)
(10,695)	Tejon Ranch Co	HSBC	(1,711)
(69,904)	Tejon Ranch Co	Morgan Stanley	(22,369)

保有高	銘柄	取引相手	未実現評価益/ (損) (米ドル)
	米国(続き)		
2,019	Teladoc Health Inc	Bank of America Merrill Lynch	(19,446)
2,687	Teladoc Health Inc	Barclays Bank	(4,353)
12,891	Teladoc Health Inc	HSBC	(41,988)
5,891	Teladoc Health Inc	Morgan Stanley	(1,654)
732	Teledyne Technologies Inc	Bank of America Merrill Lynch	35,364
1,445	Teledyne Technologies Inc	Barclays Bank	38,669
1,161	Teledyne Technologies Inc	Goldman Sachs	58,027
1,647	Teledyne Technologies Inc	HSBC	55,356
11,444	Teledyne Technologies Inc	Morgan Stanley	306,242
(2,804)	Teleflex Inc	Bank of America Merrill Lynch	(66,567)
(1,558)	Teleflex Inc	Barclays Bank	5,936
(1,614)	Teleflex Inc	Goldman Sachs	(38,316)
1,111	Teleflex Inc	Goldman Sachs	25,150
(1,689)	Teleflex Inc	HSBC	(32,311)
1,637	Teleflex Inc	HSBC	31,316
(983)	Teleflex Inc	Morgan Stanley	3,745
222	Teleflex Inc	Morgan Stanley	3,374
(16,103)	Telefonica Brasil SA ADR	Morgan Stanley	(1,685)
(9,317)	Telenav Inc	Bank of America Merrill Lynch	(5,683)
(10,405)	Telenav Inc	Barclays Bank	(1,145)
(33,657)	Telenav Inc	Goldman Sachs	(20,531)
(7,519)	Telenav Inc	HSBC	1,429
(9,077)	Telenav Inc	Morgan Stanley	(998)
30,329	Telephone and Data Systems Inc	Bank of America Merrill Lynch	73,093
5,947	Telephone and Data Systems Inc	Barclays Bank	1,963
25,126	Telephone and Data Systems Inc	Goldman Sachs	58,855
34,500	Telephone and Data Systems Inc	HSBC	34,845
56,930	Telephone and Data Systems Inc	Morgan Stanley	18,787
(125,902)	Tellurian Inc	Barclays Bank	5,036
(65)	Tellurian Inc	HSBC	17
11,606	Tempur Sealy International Inc	Goldman Sachs	142,282
531	Tempur Sealy International Inc	HSBC	4,970
3,266	Tempur Sealy International Inc	Morgan Stanley	19,792
19,650	Tenable Holdings Inc	Bank of America Merrill Lynch	32,030
(9,854)	Tenable Holdings Inc	Barclays Bank	(14,584)
7,555	Tenable Holdings Inc	Barclays Bank	11,181
5,761	Tenable Holdings Inc	Goldman Sachs	9,390
(7,069)	Tenable Holdings Inc	Goldman Sachs	(11,522)
(1,318)	Tenable Holdings Inc	HSBC	(3,216)
18,086	Tenable Holdings Inc	HSBC	44,130
(10,262)	Tenable Holdings Inc	Morgan Stanley	(15,188)
11,519	Tenable Holdings Inc	Morgan Stanley	17,048
(2,017)	Tenet Healthcare Corp	Bank of America Merrill Lynch	(9,016)
3,422	Tenet Healthcare Corp	Bank of America Merrill Lynch	15,296
(1,300)	Tenet Healthcare Corp	Barclays Bank	1,625

保有高	銘柄	取引相手	未実現評価益/ (損) (米ドル)
	米国(続き)		
(2,835)	Tenet Healthcare Corp	Goldman Sachs	(12,672)
(21,084)	Tenet Healthcare Corp	HSBC	(44,276)
9,239	Tenet Healthcare Corp	Morgan Stanley	(11,549)
(12,398)	Tenet Healthcare Corp	Morgan Stanley	15,498
(807)	Tennant Co	Bank of America Merrill Lynch	(9,434)
(5,863)	Tennant Co	Barclays Bank	(36,996)
(7,968)	Tennant Co	Goldman Sachs	(93,146)
(5,027)	Tennant Co	HSBC	(36,848)
(12,647)	Tennant Co	Morgan Stanley	(79,803)
10,054	Tenneco Inc 'A'	Goldman Sachs	20,912
33,845	Tenneco Inc 'A'	HSBC	41,629
27,728	Tenneco Inc 'A'	Morgan Stanley	29,114
6,977	Teradata Corp	Bank of America Merrill Lynch	10,466
(4,097)	Teradata Corp	Bank of America Merrill Lynch	(6,146)
17,603	Teradata Corp	Barclays Bank	12,674
(440)	Teradata Corp	Barclays Bank	(317)
15,510	Teradata Corp	Goldman Sachs	23,265
(7,530)	Teradata Corp	Goldman Sachs	(11,295)
4,752	Teradata Corp	HSBC	(11,880)
(6,135)	Teradata Corp	HSBC	15,338
5,856	Teradata Corp	Morgan Stanley	4,216
(5,758)	Teradata Corp	Morgan Stanley	(4,146)
(8,474)	Teradyne Inc	Bank of America Merrill Lynch	(77,283)
(19,302)	Teradyne Inc	Barclays Bank	(62,925)
(27,626)	Teradyne Inc	Goldman Sachs	(251,949)
(10,155)	Teradyne Inc	HSBC	(12,249)
(28,598)	Teradyne Inc	Morgan Stanley	(93,230)
(27,844)	Terex Corp	Bank of America Merrill Lynch	(46,500)
(12,935)	Terex Corp	Barclays Bank	(16,816)
(37,913)	Terex Corp	Goldman Sachs	(63,315)
(21,226)	Terex Corp	HSBC	(20,165)
(20,657)	Terex Corp	Morgan Stanley	(26,854)
(33,292)	TerraForm Power Inc 'A'	Bank of America Merrill Lynch	(13,758)
(88,248)	TerraForm Power Inc 'A'	Barclays Bank	25,363
(56,586)	TerraForm Power Inc 'A'	Goldman Sachs	(17,879)
(134,123)	TerraForm Power Inc 'A'	HSBC	43,334
(77,323)	TerraForm Power Inc 'A'	Morgan Stanley	22,424
(18,709)	Terreno Realty Corp (REIT)	Bank of America Merrill Lynch	(99,158)
2,669	Terreno Realty Corp (REIT)	Bank of America Merrill Lynch	14,146
(4,843)	Terreno Realty Corp (REIT)	Barclays Bank	(15,933)
5,353	Terreno Realty Corp (REIT)	Barclays Bank	17,612
(17,740)	Terreno Realty Corp (REIT)	Goldman Sachs	(94,022)
5,334	Terreno Realty Corp (REIT)	Goldman Sachs	28,270
(3,871)	Terreno Realty Corp (REIT)	HSBC	2,671
19,823	Terreno Realty Corp (REIT)	HSBC	(13,678)

保有高	銘柄	取引相手	未実現評価益/ (損) (米ドル)
	米国(続き)		
(5,451)	Terreno Realty Corp (REIT)	Morgan Stanley	(17,934)
87,640	Terreno Realty Corp (REIT)	Morgan Stanley	288,336
9,938	Territorial Bancorp Inc	Bank of America Merrill Lynch	29,218
8,498	Territorial Bancorp Inc	Barclays Bank	12,067
3,395	Territorial Bancorp Inc	Goldman Sachs	9,981
15,019	Territorial Bancorp Inc	HSBC	7,660
14,198	Territorial Bancorp Inc	Morgan Stanley	20,161
(209)	Tesla Inc	Barclays Bank	2
(1,261)	Tesla Inc	Morgan Stanley	9,306
5,495	TESSCO Technologies Inc	Bank of America Merrill Lynch	3,462
14,683	TESSCO Technologies Inc	Barclays Bank	5,873
16,368	TESSCO Technologies Inc	Goldman Sachs	10,312
6,417	TESSCO Technologies Inc	HSBC	(7,700)
32,182	TESSCO Technologies Inc	Morgan Stanley	12,873
11,906	Tetra Tech Inc	Bank of America Merrill Lynch	85,128
(3,156)	Tetra Tech Inc	Bank of America Merrill Lynch	2,376
4,299	Tetra Tech Inc	Barclays Bank	7,480
(532)	Tetra Tech Inc	Barclays Bank	978
18,433	Tetra Tech Inc	Goldman Sachs	131,796
9,181	Tetra Tech Inc	HSBC	48,888
9,004	Tetra Tech Inc	Morgan Stanley	15,667
(9,259)	Tetra Tech Inc	Morgan Stanley	(16,111)
(105,080)	TETRA Technologies Inc	Goldman Sachs	5,286
5,761	Texas Instruments Inc	Bank of America Merrill Lynch	53,059
31,372	Texas Instruments Inc	Barclays Bank	119,354
15,199	Texas Instruments Inc	Goldman Sachs	135,692
2,316	Texas Instruments Inc	HSBC	5,674
36,418	Texas Instruments Inc	Morgan Stanley	145,017
11,669	Texas Roadhouse Inc	Bank of America Merrill Lynch	73,883
(12,073)	Texas Roadhouse Inc	Bank of America Merrill Lynch	(78,837)
3,630	Texas Roadhouse Inc	Barclays Bank	6,026
2,433	Texas Roadhouse Inc	Goldman Sachs	13,738
26,248	Texas Roadhouse Inc	HSBC	125,446
34,061	Texas Roadhouse Inc	Morgan Stanley	53,533
(3,685)	Texas Roadhouse Inc	Morgan Stanley	(6,117)
(31,652)	Textainer Group Holdings Ltd	Bank of America Merrill Lynch	(24,689)
(4,471)	Textainer Group Holdings Ltd	Barclays Bank	(671)
(22,511)	Textainer Group Holdings Ltd	Goldman Sachs	(17,559)
(3,335)	Textainer Group Holdings Ltd	HSBC	2,568
(29,781)	Textainer Group Holdings Ltd	Morgan Stanley	(4,467)
(53,896)	TFS Financial Corp	Bank of America Merrill Lynch	(63,910)
(5,915)	TFS Financial Corp	Goldman Sachs	(7,157)
(23,656)	TFS Financial Corp	HSBC	(1,892)
(118,885)	TFS Financial Corp	Morgan Stanley	(115,318)
(194)	TG Therapeutics Inc	Goldman Sachs	25

保有高	銘柄	取引相手	未実現評価益/ (損) (米ドル)
	米国(続き)		
(24,638)	TG Therapeutics Inc	HSBC	(8,623)
12,389	TG Therapeutics Inc	Morgan Stanley	(33,079)
(14,942)	TG Therapeutics Inc	Morgan Stanley	39,895
35,182	TherapeuticsMD Inc	Bank of America Merrill Lynch	(352)
29,172	TherapeuticsMD Inc	Barclays Bank	(2,625)
69,048	TherapeuticsMD Inc	Goldman Sachs	(690)
14,380	TherapeuticsMD Inc	HSBC	(1,582)
(4,396)	Theravance Biopharma Inc	Bank of America Merrill Lynch	8,880
2,040	Theravance Biopharma Inc	Bank of America Merrill Lynch	(3,960)
1,539	Theravance Biopharma Inc	Barclays Bank	(3,063)
1,246	Theravance Biopharma Inc	Goldman Sachs	(2,517)
(1,288)	Theravance Biopharma Inc	HSBC	3,465
10,443	Theravance Biopharma Inc	HSBC	(20,927)
(5,405)	Theravance Biopharma Inc	Morgan Stanley	10,756
13,387	Theravance Biopharma Inc	Morgan Stanley	(26,640)
(1,481)	Thermo Fisher Scientific Inc	Bank of America Merrill Lynch	(14,095)
(1,006)	Thermo Fisher Scientific Inc	Barclays Bank	(5,503)
(5,258)	Thermo Fisher Scientific Inc	Goldman Sachs	(18,309)
(7,899)	Thermo Fisher Scientific Inc	HSBC	(100,476)
(5,395)	Thermo Fisher Scientific Inc	Morgan Stanley	(29,510)
(11,732)	Thermon Group Holdings Inc	Bank of America Merrill Lynch	(26,866)
(19,903)	Thermon Group Holdings Inc	Barclays Bank	(5,175)
(10,096)	Thermon Group Holdings Inc	Goldman Sachs	(23,120)
(22,662)	Thermon Group Holdings Inc	HSBC	(11,558)
(16,289)	Thermon Group Holdings Inc	Morgan Stanley	(4,235)
(67,885)	Third Point Reinsurance Ltd	Barclays Bank	16,635
(14,385)	Third Point Reinsurance Ltd	HSBC	6,114
(21,188)	Third Point Reinsurance Ltd	Morgan Stanley	4,979
760	Thor Industries Inc	Barclays Bank	2,440
2,804	Thor Industries Inc	Goldman Sachs	38,190
2,104	Thor Industries Inc	HSBC	17,190
6,150	Thor Industries Inc	Morgan Stanley	19,742
(3,102)	Thor Industries Inc	Morgan Stanley	(9,957)
(45,668)	Tidewater Inc	Bank of America Merrill Lynch	(32,881)
(11,913)	Tidewater Inc	Barclays Bank	3,217
(23,821)	Tidewater Inc	Goldman Sachs	(17,151)
(5,383)	Tidewater Inc	HSBC	1,669
(42,058)	Tidewater Inc	Morgan Stanley	11,356
(88,880)	Tile Shop Holdings Inc	Goldman Sachs	(15,554)
(77,762)	Tile Shop Holdings Inc	Morgan Stanley	(6,221)
12,522	Tilly's Inc	Bank of America Merrill Lynch	10,456
3,151	Tilly's Inc	Barclays Bank	740
53,158	Tilly's Inc	Goldman Sachs	44,387
3,399	Tilly's Inc	HSBC	187
23,374	Tilly's Inc	Morgan Stanley	5,493

保有高	銘柄	取引相手	未実現評価益/ (損) (米ドル)
	米国(続き)		
(3,606)	TIM Participacoes SA ADR	HSBC	(3,451)
(14,556)	TIM Participacoes SA ADR	Morgan Stanley	(10,771)
11,679	Timberland Bancorp Inc	Bank of America Merrill Lynch	14,949
3,672	Timberland Bancorp Inc	Barclays Bank	2,827
24,108	Timberland Bancorp Inc	Goldman Sachs	30,858
52	Timberland Bancorp Inc	HSBC	10
6,620	Timberland Bancorp Inc	Morgan Stanley	5,097
(18,884)	Timken Co	Bank of America Merrill Lynch	(81,389)
(25,318)	Timken Co	Barclays Bank	(35,445)
(36,920)	Timken Co	Goldman Sachs	(156,248)
(21,228)	Timken Co	HSBC	(64,108)
(15,162)	Timken Co	Morgan Stanley	(21,226)
36,418	TimkenSteel Corp	Barclays Bank	18,937
13,113	TimkenSteel Corp	Goldman Sachs	9,572
61,471	TimkenSteel Corp	HSBC	29,506
42,657	TimkenSteel Corp	Morgan Stanley	22,182
10,314	Tiptree Inc	Barclays Bank	(103)
5,627	Tiptree Inc	Goldman Sachs	56
33,886	Tiptree Inc	HSBC	(2,711)
7,422	Tiptree Inc	Morgan Stanley	(74)
(3,868)	Titan International Inc	Bank of America Merrill Lynch	(387)
(2,056)	Titan International Inc	Barclays Bank	(123)
(155,524)	Titan International Inc	Goldman Sachs	(15,552)
(36,970)	Titan International Inc	HSBC	(1,109)
(97,183)	Titan International Inc	Morgan Stanley	(5,831)
19,727	Titan Machinery Inc	Bank of America Merrill Lynch	44,386
8,889	Titan Machinery Inc	Barclays Bank	15,111
16,441	Titan Machinery Inc	Goldman Sachs	36,992
3,925	Titan Machinery Inc	Morgan Stanley	6,673
(1,219)	Tivity Health Inc	Barclays Bank	(731)
(27,985)	Tivity Health Inc	Goldman Sachs	(48,414)
(9,847)	TiVo Corp	HSBC	8,271
(21,893)	TiVo Corp	Morgan Stanley	14,012
(7,217)	TJX Cos Inc	Bank of America Merrill Lynch	(46,766)
15,648	TJX Cos Inc	Bank of America Merrill Lynch	92,956
(8,736)	TJX Cos Inc	Barclays Bank	(2,097)
8,548	TJX Cos Inc	Barclays Bank	2,052
(8,759)	TJX Cos Inc	Goldman Sachs	(56,758)
(28,952)	TJX Cos Inc	HSBC	(148,813)
(21,967)	TJX Cos Inc	Morgan Stanley	(5,272)
15,446	TJX Cos Inc	Morgan Stanley	3,707
(16,850)	T-Mobile US Inc	Bank of America Merrill Lynch	(36,560)
(3,385)	T-Mobile US Inc	Barclays Bank	(12,761)
(32,107)	T-Mobile US Inc	Goldman Sachs	(84,579)
(11,781)	T-Mobile US Inc	HSBC	(12,370)

保有高	銘柄	取引相手	未実現評価益/ (損) (米ドル)
	米国(続き)		
(21,607)	T-Mobile US Inc	Morgan Stanley	(81,458)
(43,053)	Tocagen Inc	Bank of America Merrill Lynch	(3,875)
(15,094)	Tocagen Inc	Barclays Bank	3,472
(12,236)	Tocagen Inc	Goldman Sachs	(1,101)
(2,948)	Toll Brothers Inc	Bank of America Merrill Lynch	(23,761)
6,209	Toll Brothers Inc	Bank of America Merrill Lynch	50,045
(16,913)	Toll Brothers Inc	Barclays Bank	(66,468)
15,542	Toll Brothers Inc	Barclays Bank	61,080
(24,183)	Toll Brothers Inc	Goldman Sachs	(194,915)
17,867	Toll Brothers Inc	Goldman Sachs	144,008
(7,498)	Toll Brothers Inc	HSBC	(41,764)
29,077	Toll Brothers Inc	HSBC	161,959
(26,879)	Toll Brothers Inc	Morgan Stanley	(105,634)
12,566	Toll Brothers Inc	Morgan Stanley	49,384
(399)	Tompkins Financial Corp	Bank of America Merrill Lynch	(3,364)
(6,335)	Tompkins Financial Corp	Barclays Bank	(24,390)
(1,065)	Tompkins Financial Corp	Goldman Sachs	(7,542)
(14,568)	Tompkins Financial Corp	HSBC	(3,089)
(9,422)	Tompkins Financial Corp	Morgan Stanley	(36,275)
(14,918)	Tootsie Roll Industries Inc	Bank of America Merrill Lynch	(29,729)
(64,685)	Tootsie Roll Industries Inc	Barclays Bank	(107,377)
(14,411)	Tootsie Roll Industries Inc	HSBC	12,393
(6,208)	Tootsie Roll Industries Inc	Morgan Stanley	(10,305)
778	TopBuild Corp	Bank of America Merrill Lynch	19,925
9,228	TopBuild Corp	Barclays Bank	51,031
5,275	TopBuild Corp	Goldman Sachs	135,093
(6,588)	TopBuild Corp	Goldman Sachs	(168,719)
1,533	TopBuild Corp	HSBC	26,107
(1,462)	TopBuild Corp	HSBC	(24,898)
6,644	TopBuild Corp	Morgan Stanley	36,742
(2,745)	TopBuild Corp	Morgan Stanley	(15,180)
(2,792)	Toro Co	Bank of America Merrill Lynch	(20,493)
17,399	Toro Co	Bank of America Merrill Lynch	127,709
(1,946)	Toro Co	Barclays Bank	(5,566)
4,523	Toro Co	Barclays Bank	12,936
(2,873)	Toro Co	Goldman Sachs	(21,088)
14,904	Toro Co	Goldman Sachs	109,395
(1,330)	Toro Co	HSBC	(8,193)
10,548	Toro Co	HSBC	64,976
(19,285)	Toro Co	Morgan Stanley	(55,155)
12,631	Toro Co	Morgan Stanley	36,125
41,433	Towne Bank	Bank of America Merrill Lynch	95,144
40,048	Towne Bank	Barclays Bank	54,866
40,423	Towne Bank	Goldman Sachs	100,827
57,330	Towne Bank	HSBC	41,728

保有高	銘柄	取引相手	未実現評価益/ (損) (米ドル)
	米国(続き)		
59,808	Towne Bank	Morgan Stanley	81,937
37,141	Townsquare Media Inc 'A'	Bank of America Merrill Lynch	1,857
15,389	Townsquare Media Inc 'A'	Barclays Bank	(1,231)
34,668	Townsquare Media Inc 'A'	Goldman Sachs	1,733
5,910	Townsquare Media Inc 'A'	Morgan Stanley	(473)
4,937	TPG RE Finance Trust Inc (REIT)	Bank of America Merrill Lynch	5,727
11,324	TPG RE Finance Trust Inc (REIT)	Goldman Sachs	13,136
12,368	TPG RE Finance Trust Inc (REIT)	HSBC	(2,103)
(4,485)	TPI Composites Inc	Bank of America Merrill Lynch	(12,199)
(18,044)	TPI Composites Inc	Barclays Bank	(3,067)
(6,709)	TPI Composites Inc	HSBC	(13,083)
(10,507)	TPI Composites Inc	Morgan Stanley	(1,786)
1,049	Tractor Supply Co	Barclays Bank	8,644
1,947	Tractor Supply Co	Goldman Sachs	16,389
4,141	Tractor Supply Co	HSBC	42,389
4,696	Tractor Supply Co	Morgan Stanley	38,695
(5,585)	Tractor Supply Co	Morgan Stanley	(2,419)
(764)	Trade Desk Inc 'A'	Bank of America Merrill Lynch	(1,462)
(629)	Trade Desk Inc 'A'	Barclays Bank	2,019
(2,401)	Trade Desk Inc 'A'	Goldman Sachs	(10,516)
(2,323)	Trade Desk Inc 'A'	HSBC	19,762
(5,106)	Trade Desk Inc 'A'	Morgan Stanley	16,390
(17,793)	Tradeweb Markets Inc 'A'	Bank of America Merrill Lynch	(56,953)
4,143	Tradeweb Markets Inc 'A'	Bank of America Merrill Lynch	12,112
(580)	Tradeweb Markets Inc 'A'	Barclays Bank	(1,061)
(4,953)	Tradeweb Markets Inc 'A'	HSBC	(30,560)
(902)	Tradeweb Markets Inc 'A'	Morgan Stanley	(1,651)
15,373	Trane Technologies Plc	Bank of America Merrill Lynch	191,240
2,143	Trane Technologies Plc	Barclays Bank	13,479
(7,899)	Trane Technologies Plc	Barclays Bank	(49,685)
173	Trane Technologies Plc	Goldman Sachs	2,152
9,619	Trane Technologies Plc	HSBC	50,596
10,207	Trane Technologies Plc	Morgan Stanley	64,202
3,570	Transcat Inc	Bank of America Merrill Lynch	(4,070)
2,067	Transcat Inc	Barclays Bank	(289)
5,038	Transcat Inc	Goldman Sachs	(5,743)
7,624	Transcat Inc	HSBC	(22,948)
5,895	Transcat Inc	Morgan Stanley	(825)
(56,735)	TransEnterix Inc	Barclays Bank	(142)
(4,363)	Translate Bio Inc	Bank of America Merrill Lynch	(17,670)
(17,668)	Translate Bio Inc	Barclays Bank	5,300
(6,584)	Translate Bio Inc	Morgan Stanley	1,975
5,477	TransMedics Group Inc	Goldman Sachs	(3,341)
4,535	TransMedics Group Inc	HSBC	(12,471)
16,178	TransMedics Group Inc	Morgan Stanley	(35,106)

保有高	銘柄	取引相手	未実現評価益/ (損) (米ドル)
	米国(続き)		
58,045	Transocean Ltd	HSBC	(4,934)
151,552	Transocean Ltd	Morgan Stanley	(18,944)
(10,964)	Transportadora de Gas del Sur SA 'B' ADR	Goldman Sachs	(1,206)
(28,481)	Transportadora de Gas del Sur SA 'B' ADR	HSBC	(16,804)
(2,095)	Transportadora de Gas del Sur SA 'B' ADR	Morgan Stanley	775
27,721	TransUnion	Barclays Bank	135,002
5,362	TransUnion	Goldman Sachs	52,601
4,747	TransUnion	Morgan Stanley	23,118
(1,111)	Travelers Cos Inc	Bank of America Merrill Lynch	(7,518)
(4,293)	Travelers Cos Inc	Barclays Bank	(26,874)
3,717	Travelers Cos Inc	Barclays Bank	23,268
(1,198)	Travelers Cos Inc	Goldman Sachs	(17,349)
22,858	Travelers Cos Inc	Goldman Sachs	366,871
(8,713)	Travelers Cos Inc	HSBC	(78,591)
(17,911)	Travelers Cos Inc	Morgan Stanley	(112,123)
4,254	Travelers Cos Inc	Morgan Stanley	26,630
(23,543)	Travelzoo	Goldman Sachs	(37,198)
(4,941)	Travelzoo	HSBC	(5,435)
(3,067)	Travelzoo	Morgan Stanley	(1,349)
(23,077)	Trecora Resources	Bank of America Merrill Lynch	(16,154)
(5,670)	Trecora Resources	HSBC	(3,969)
(5,596)	Trecora Resources	Morgan Stanley	(2,854)
(22,746)	Tredegar Corp	Bank of America Merrill Lynch	(35,029)
(18,193)	Tredegar Corp	Barclays Bank	(9,116)
(15,482)	Tredegar Corp	Goldman Sachs	(23,842)
(11,407)	Tredegar Corp	HSBC	4,163
(24,094)	Tredegar Corp	Morgan Stanley	(14,456)
3,873	TreeHouse Foods Inc	Bank of America Merrill Lynch	(39)
(2,321)	TreeHouse Foods Inc	Bank of America Merrill Lynch	23
4,472	TreeHouse Foods Inc	Barclays Bank	5,143
(2,202)	TreeHouse Foods Inc	Barclays Bank	(2,532)
(4,092)	TreeHouse Foods Inc	Goldman Sachs	41
5,433	TreeHouse Foods Inc	HSBC	(8,150)
(2,098)	TreeHouse Foods Inc	HSBC	3,147
6,319	TreeHouse Foods Inc	Morgan Stanley	7,267
(4,626)	TreeHouse Foods Inc	Morgan Stanley	(5,320)
(2,607)	Trex Co Inc	Bank of America Merrill Lynch	(15,981)
2,909	Trex Co Inc	Barclays Bank	(19,287)
(766)	Trex Co Inc	Goldman Sachs	(4,696)
10,345	Trex Co Inc	Goldman Sachs	60,507
(1,607)	Trex Co Inc	HSBC	(9,626)
6,962	Trex Co Inc	HSBC	13,686
(4,092)	Trex Co Inc	Morgan Stanley	27,130
3,838	Trex Co Inc	Morgan Stanley	(25,446)
31,155	TRI Pointe Group Inc	Bank of America Merrill Lynch	101,877

保有高	銘柄	取引相手	未実現評価益/ (損) (米ドル)
	米国(続き)		
42,245	TRI Pointe Group Inc	Barclays Bank	35,908
65,230	TRI Pointe Group Inc	Goldman Sachs	213,302
109,449	TRI Pointe Group Inc	HSBC	269,245
16,454	TRI Pointe Group Inc	Morgan Stanley	13,986
(42,537)	Tribune Publishing Co	Bank of America Merrill Lynch	(13,186)
(2,387)	Tribune Publishing Co	Goldman Sachs	(740)
(8,115)	Tribune Publishing Co	Morgan Stanley	1,217
2,168	Tricida Inc	Bank of America Merrill Lynch	(1,125)
8,480	Tricida Inc	Barclays Bank	(4,070)
9,958	Tricida Inc	Goldman Sachs	(28,493)
6,402	Tricida Inc	HSBC	(21,415)
10,035	Tricida Inc	Morgan Stanley	(4,817)
4,214	TriCo Bancshares	Bank of America Merrill Lynch	15,760
32,635	TriCo Bancshares	Barclays Bank	63,965
20,816	TriCo Bancshares	Goldman Sachs	77,852
28,075	TriCo Bancshares	HSBC	(6,171)
37,001	TriCo Bancshares	Morgan Stanley	72,522
(1,358)	TriMas Corp	Barclays Bank	(1,127)
(29,220)	TriMas Corp	Goldman Sachs	(91,751)
(33,908)	TriMas Corp	HSBC	(339)
(44,165)	TriMas Corp	Morgan Stanley	(36,657)
(13,708)	Trimble Inc	Bank of America Merrill Lynch	(45,133)
(7,613)	Trimble Inc	Barclays Bank	685
(5,040)	Trimble Inc	Goldman Sachs	(15,523)
(4,447)	Trimble Inc	HSBC	(15,730)
(8,958)	Trimble Inc	Morgan Stanley	806
(7,701)	TriNet Group Inc	Bank of America Merrill Lynch	(66,690)
(3,264)	TriNet Group Inc	Barclays Bank	(13,970)
(7,321)	TriNet Group Inc	Goldman Sachs	(55,687)
5,486	TriNet Group Inc	Goldman Sachs	47,509
(2,044)	TriNet Group Inc	HSBC	(3,802)
19,575	TriNet Group Inc	HSBC	36,410
(8,760)	TriNet Group Inc	Morgan Stanley	(37,493)
5,365	TriNet Group Inc	Morgan Stanley	22,962
(14,271)	Trinity Industries Inc	Bank of America Merrill Lynch	(23,119)
(20,002)	Trinity Industries Inc	Barclays Bank	1,401
(19,656)	Trinity Industries Inc	Goldman Sachs	(31,843)
(7,049)	Trinity Industries Inc	HSBC	(5,710)
(17,920)	Trinity Industries Inc	Morgan Stanley	1,254
(50,634)	Trinity Place Holdings Inc	Bank of America Merrill Lynch	(1,889)
(2,631)	Trinity Place Holdings Inc	Barclays Bank	316
(16,263)	Trinity Place Holdings Inc	Goldman Sachs	(607)
4,161	Trinseo SA	Barclays Bank	(333)
19,114	Trinseo SA	Goldman Sachs	58,680
16,116	Trinseo SA	HSBC	1,550

保有高	銘柄	取引相手	未実現評価益/ (損) (米ドル)
	米国(続き)		
14,807	Trinseo SA	Morgan Stanley	(1,185)
(18,034)	TripAdvisor Inc	Bank of America Merrill Lynch	(88,547)
(13,665)	TripAdvisor Inc	Barclays Bank	(22,547)
662	TripAdvisor Inc	Goldman Sachs	3,250
6,219	TripAdvisor Inc	HSBC	16,543
13,399	TripAdvisor Inc	Morgan Stanley	22,108
(2,330)	Triple-S Management Corp 'B'	Bank of America Merrill Lynch	(4,707)
(4,394)	Triple-S Management Corp 'B'	Barclays Bank	(6,459)
(8,873)	Triple-S Management Corp 'B'	Goldman Sachs	(17,923)
(1,721)	Triple-S Management Corp 'B'	HSBC	(5,335)
(11,496)	Triple-S Management Corp 'B'	Morgan Stanley	(16,899)
79,702	TriState Capital Holdings Inc	Bank of America Merrill Lynch	234,324
(7,051)	Triton International Ltd	Barclays Bank	(353)
(3,995)	Triton International Ltd	Goldman Sachs	(9,069)
(57,077)	Triton International Ltd	HSBC	8,995
(98,693)	Triton International Ltd	Morgan Stanley	(4,935)
(1,348)	Triumph Bancorp Inc	Barclays Bank	(2,211)
(9,391)	Triumph Bancorp Inc	Goldman Sachs	(31,742)
(10,047)	Triumph Bancorp Inc	HSBC	14,166
(23,812)	Triumph Bancorp Inc	Morgan Stanley	(39,052)
(9,428)	Triumph Group Inc	Bank of America Merrill Lynch	(30,170)
(5,973)	Triumph Group Inc	Barclays Bank	(14,216)
(4,646)	Triumph Group Inc	Goldman Sachs	(14,867)
(14,081)	Triumph Group Inc	HSBC	(27,176)
(18,142)	Triumph Group Inc	Morgan Stanley	(43,178)
(4,531)	Tronox Holdings Plc 'A'	Barclays Bank	(2,356)
(31,702)	Tronox Holdings Plc 'A'	Goldman Sachs	(32,653)
(11,710)	Tronox Holdings Plc 'A'	HSBC	3,513
(83,200)	Tronox Holdings Plc 'A'	Morgan Stanley	(43,264)
18,631	TrueBlue Inc	Bank of America Merrill Lynch	30,182
27,017	TrueBlue Inc	Barclays Bank	15,670
42,028	TrueBlue Inc	Goldman Sachs	68,085
35,075	TrueBlue Inc	HSBC	35,426
18,652	TrueBlue Inc	Morgan Stanley	10,818
55,922	TrueCar Inc	Bank of America Merrill Lynch	16,217
82,745	TrueCar Inc	Goldman Sachs	23,996
53,706	TrueCar Inc	Morgan Stanley	5,908
(4,066)	Truist Financial Corp	Barclays Bank	(15,979)
5,942	Truist Financial Corp	Barclays Bank	23,352
(19,353)	Truist Financial Corp	Goldman Sachs	(63,019)
39,729	Truist Financial Corp	Goldman Sachs	147,081
(3,015)	Truist Financial Corp	HSBC	(2,955)
(12,155)	Truist Financial Corp	Morgan Stanley	(47,769)
6,852	Truist Financial Corp	Morgan Stanley	5,703
3,087	Trupanion Inc	Bank of America Merrill Lynch	11,962

保有高	銘柄	取引相手	未実現評価益/ (損) (米ドル)
	米国(続き)		
4,127	Trupanion Inc	Barclays Bank	2,456
5,830	Trupanion Inc	Goldman Sachs	18,185
7,627	Trupanion Inc	HSBC	12,559
1,207	Trupanion Inc	Morgan Stanley	718
(148,238)	TrustCo Bank Corp NY	Barclays Bank	(74,119)
(131,283)	TrustCo Bank Corp NY	Goldman Sachs	(141,786)
(99,453)	TrustCo Bank Corp NY	HSBC	(53,705)
(41,214)	TrustCo Bank Corp NY	Morgan Stanley	(20,607)
8,038	Trustmark Corp	Bank of America Merrill Lynch	18,889
6,542	Trustmark Corp	Barclays Bank	5,692
28,874	Trustmark Corp	Goldman Sachs	67,854
10,521	Trustmark Corp	HSBC	(13,151)
35,780	Trustmark Corp	Morgan Stanley	31,129
4,114	TTEC Holdings Inc	Bank of America Merrill Lynch	19,459
9,392	TTEC Holdings Inc	Barclays Bank	23,950
8,701	TTEC Holdings Inc	Goldman Sachs	36,159
3,651	TTEC Holdings Inc	HSBC	11,147
8,856	TTEC Holdings Inc	Morgan Stanley	22,583
(47,484)	TTM Technologies Inc	Bank of America Merrill Lynch	(58,880)
(14,825)	TTM Technologies Inc	Barclays Bank	(2,965)
(13,518)	TTM Technologies Inc	Goldman Sachs	(16,762)
(12,588)	TTM Technologies Inc	HSBC	2,392
(72,146)	TTM Technologies Inc	Morgan Stanley	(14,429)
(9,202)	Tucows Inc 'A'	Barclays Bank	(5,613)
(16,570)	Tucows Inc 'A'	HSBC	(43,911)
(1,134)	Tucows Inc 'A'	Morgan Stanley	(692)
(50,035)	Tupperware Brands Corp	Bank of America Merrill Lynch	(39,528)
(62,865)	Tupperware Brands Corp	Barclays Bank	(20,745)
(23,065)	Tupperware Brands Corp	Goldman Sachs	(18,221)
(42,398)	Tupperware Brands Corp	HSBC	(19,503)
(41,976)	Tupperware Brands Corp	Morgan Stanley	(13,852)
(17,927)	Turning Point Brands Inc	Barclays Bank	(37,467)
(1,670)	Turning Point Therapeutics Inc	Bank of America Merrill Lynch	(5,762)
4,292	Turning Point Therapeutics Inc	Barclays Bank	34,839
(4,438)	Turning Point Therapeutics Inc	Barclays Bank	(39,321)
1,677	Turning Point Therapeutics Inc	Goldman Sachs	5,786
1,887	Turning Point Therapeutics Inc	HSBC	22,349
(2,784)	Turning Point Therapeutics Inc	HSBC	(39,756)
(4,046)	Turning Point Therapeutics Inc	Morgan Stanley	(35,848)
(52,816)	Turtle Beach Corp	Barclays Bank	(10,563)
(4,778)	Turtle Beach Corp	Goldman Sachs	(4,921)
(20,801)	Turtle Beach Corp	HSBC	(28,497)
35,226	Tutor Perini Corp	Goldman Sachs	102,155
(618)	Twilio Inc 'A'	Bank of America Merrill Lynch	(664)
1,432	Twilio Inc 'A'	Barclays Bank	(18,988)

保有高	銘柄	取引相手	未実現評価益/ (損) (米ドル)
	米国(続き)		
(2,583)	Twilio Inc 'A'	Barclays Bank	34,251
(319)	Twilio Inc 'A'	Goldman Sachs	(255)
(266)	Twilio Inc 'A'	Morgan Stanley	3,527
(1,211)	Twin Disc Inc	Bank of America Merrill Lynch	412
(7,646)	Twin Disc Inc	Goldman Sachs	2,600
(31,027)	Twin Disc Inc	HSBC	33,199
(20,557)	Twin Disc Inc	Morgan Stanley	617
(28,365)	Twin River Worldwide Holdings Inc	Barclays Bank	(55,595)
(29,257)	Twin River Worldwide Holdings Inc	HSBC	(140,726)
(2,993)	Twist Bioscience Corp	Barclays Bank	11,224
(5,714)	Twist Bioscience Corp	Goldman Sachs	24,799
(1,200)	Twist Bioscience Corp	HSBC	4,116
3,899	Twist Bioscience Corp	Morgan Stanley	(13,569)
(5,803)	Twist Bioscience Corp	Morgan Stanley	21,761
20,228	Twitter Inc	Bank of America Merrill Lynch	33,174
4,062	Twitter Inc	Barclays Bank	(8,043)
5,175	Twitter Inc	HSBC	3,674
41,289	Twitter Inc	Morgan Stanley	(81,752)
(42,249)	Two Harbors Investment Corp (REIT)	HSBC	(2,535)
(53,078)	Two Harbors Investment Corp (REIT)	Morgan Stanley	8,492
(1,978)	Tyler Technologies Inc	Bank of America Merrill Lynch	(45,989)
726	Tyler Technologies Inc	Bank of America Merrill Lynch	16,880
(3,565)	Tyler Technologies Inc	Barclays Bank	(63,992)
(300)	Tyler Technologies Inc	Goldman Sachs	(6,975)
(6,832)	Tyler Technologies Inc	HSBC	(326,365)
1,672	Tyler Technologies Inc	HSBC	79,871
(4,733)	Tyler Technologies Inc	Morgan Stanley	(84,957)
2,014	Tyler Technologies Inc	Morgan Stanley	36,151
(694)	Tyson Foods Inc 'A'	Barclays Bank	(944)
(3,046)	Tyson Foods Inc 'A'	Goldman Sachs	(6,541)
(5,383)	Tyson Foods Inc 'A'	HSBC	(862)
(22,418)	Tyson Foods Inc 'A'	Morgan Stanley	(30,488)
(2,822)	Uber Technologies Inc	Bank of America Merrill Lynch	(7,083)
(15,717)	Uber Technologies Inc	Goldman Sachs	(30,746)
(23,415)	Uber Technologies Inc	Morgan Stanley	(3,512)
(951)	Ubiquiti Inc	Bank of America Merrill Lynch	(7,551)
2,346	Ubiquiti Inc	Bank of America Merrill Lynch	589
(3,082)	Ubiquiti Inc	Barclays Bank	(8,907)
(620)	Ubiquiti Inc	Goldman Sachs	(4,923)
(663)	Ubiquiti Inc	HSBC	5,112
(1,466)	Ubiquiti Inc	Morgan Stanley	(4,237)
(27,724)	UBS Group AG Reg	Barclays Bank	(25,506)
(81,204)	UBS Group AG Reg	Goldman Sachs	(120,182)
18,519	UDR Inc (REIT)	Bank of America Merrill Lynch	46,573
48,370	UDR Inc (REIT)	Barclays Bank	65,783

保有高	銘柄	取引相手	未実現評価益/ (損) (米ドル)
	米国(続き)		
7,961	UDR Inc (REIT)	Goldman Sachs	22,928
52,985	UDR Inc (REIT)	HSBC	(37,090)
81,032	UDR Inc (REIT)	Morgan Stanley	110,203
(20,447)	UFP Industries Inc	Bank of America Merrill Lynch	(95,992)
(13,157)	UFP Industries Inc	Barclays Bank	(14,999)
(19,608)	UFP Industries Inc	Goldman Sachs	(100,981)
(15,862)	UFP Industries Inc	HSBC	(17,131)
(15,665)	UFP Industries Inc	Morgan Stanley	(17,858)
(4,416)	UFP Technologies Inc	Bank of America Merrill Lynch	(13,513)
(6,108)	UFP Technologies Inc	Barclays Bank	(3,665)
(6,215)	UFP Technologies Inc	Goldman Sachs	(19,018)
(1,618)	UFP Technologies Inc	HSBC	971
(3,635)	UFP Technologies Inc	Morgan Stanley	(2,181)
48,919	UGI Corp	Bank of America Merrill Lynch	139,419
(21,400)	UGI Corp	Barclays Bank	(17,762)
16,183	UGI Corp	Barclays Bank	13,432
(42,080)	UGI Corp	Goldman Sachs	(119,928)
11,068	UGI Corp	Goldman Sachs	31,544
(10,443)	UGI Corp	HSBC	(3,655)
8,751	UGI Corp	HSBC	3,063
(7,251)	UGI Corp	Morgan Stanley	(6,018)
(1,136)	Ulta Beauty Inc	Bank of America Merrill Lynch	(38,335)
(2,240)	Ulta Beauty Inc	Barclays Bank	(34,160)
(1,125)	Ulta Beauty Inc	HSBC	(9,718)
(3,403)	Ulta Beauty Inc	Morgan Stanley	(51,896)
(5,174)	Ultra Clean Holdings Inc	Bank of America Merrill Lynch	(10,322)
(18,305)	Ultra Clean Holdings Inc	Barclays Bank	(6,590)
(21,344)	Ultra Clean Holdings Inc	Goldman Sachs	(42,581)
(3,585)	Ultra Clean Holdings Inc	HSBC	(6,668)
(9,488)	Ultra Clean Holdings Inc	Morgan Stanley	(3,416)
(3,197)	Ultragenyx Pharmaceutical Inc	Bank of America Merrill Lynch	10,518
4,049	Ultragenyx Pharmaceutical Inc	Bank of America Merrill Lynch	(13,321)
(1,411)	Ultragenyx Pharmaceutical Inc	Barclays Bank	8,197
2,372	Ultragenyx Pharmaceutical Inc	Barclays Bank	(13,781)
(2,390)	Ultragenyx Pharmaceutical Inc	Goldman Sachs	7,863
1,684	Ultragenyx Pharmaceutical Inc	Goldman Sachs	(5,540)
(5,786)	Ultragenyx Pharmaceutical Inc	HSBC	(24,069)
5,232	Ultragenyx Pharmaceutical Inc	HSBC	21,765
(7,525)	Ultragenyx Pharmaceutical Inc	Morgan Stanley	43,721
2,953	Ultragenyx Pharmaceutical Inc	Morgan Stanley	(17,157)
(11,099)	Ultralife Corp	HSBC	(666)
(43,354)	Ultralife Corp	Morgan Stanley	9,104
(11,946)	Ultrapar Participacoes SA ADR	HSBC	(8,721)
(31,646)	UMB Financial Corp	Bank of America Merrill Lynch	(217,345)
(14,563)	UMB Financial Corp	Barclays Bank	(56,213)

保有高	銘柄	取引相手	未実現評価益/ (損) (米ドル)
	米国(続き)		
(47,234)	UMB Financial Corp	Goldman Sachs	(321,997)
(15,644)	UMB Financial Corp	HSBC	(65,688)
(25,640)	UMB Financial Corp	Morgan Stanley	(98,971)
(102,505)	UMH Properties Inc (REIT)	Goldman Sachs	(150,682)
(19,304)	UMH Properties Inc (REIT)	HSBC	7,529
(78,501)	UMH Properties Inc (REIT)	Morgan Stanley	(24,335)
11,115	Umpqua Holdings Corp	Bank of America Merrill Lynch	18,896
(8,516)	Umpqua Holdings Corp	Bank of America Merrill Lynch	(14,477)
10,507	Umpqua Holdings Corp	Barclays Bank	5,359
(19,803)	Umpqua Holdings Corp	Barclays Bank	(10,100)
14,679	Umpqua Holdings Corp	Goldman Sachs	24,954
(7,125)	Umpqua Holdings Corp	Goldman Sachs	(12,113)
24,374	Umpqua Holdings Corp	HSBC	(2,194)
(13,460)	Umpqua Holdings Corp	HSBC	(3,838)
20,890	Umpqua Holdings Corp	Morgan Stanley	10,654
(12,656)	Umpqua Holdings Corp	Morgan Stanley	(6,455)
43,571	Under Armour Inc 'A'	Bank of America Merrill Lynch	37,860
27,898	Under Armour Inc 'A'	Barclays Bank	12,693
13,918	Under Armour Inc 'A'	Goldman Sachs	15,101
36,262	Under Armour Inc 'A'	HSBC	(18,540)
65,317	Under Armour Inc 'A'	Morgan Stanley	29,719
(1,236)	Unifi Inc	Goldman Sachs	(2,633)
(78,017)	Unifi Inc	Morgan Stanley	(74,116)
622	UniFirst Corp	Bank of America Merrill Lynch	12,116
(1,983)	UniFirst Corp	Bank of America Merrill Lynch	(38,629)
1,336	UniFirst Corp	Barclays Bank	9,165
(5,306)	UniFirst Corp	Barclays Bank	(36,399)
3,464	UniFirst Corp	Goldman Sachs	67,479
(4,639)	UniFirst Corp	Goldman Sachs	(88,933)
3,436	UniFirst Corp	HSBC	39,926
(2,849)	UniFirst Corp	HSBC	(33,105)
5,141	UniFirst Corp	Morgan Stanley	35,267
(4,389)	UniFirst Corp	Morgan Stanley	(30,109)
(2,465)	Union Bankshares Inc	Bank of America Merrill Lynch	(1,331)
(9,337)	Union Pacific Corp	Bank of America Merrill Lynch	(170,307)
828	Union Pacific Corp	Bank of America Merrill Lynch	4,731
2,084	Union Pacific Corp	Barclays Bank	9,003
(595)	Union Pacific Corp	Goldman Sachs	(10,853)
7,746	Union Pacific Corp	HSBC	86,910
(10,484)	Union Pacific Corp	Morgan Stanley	(45,291)
11,936	Union Pacific Corp	Morgan Stanley	51,564
(5,673)	Unisys Corp	Bank of America Merrill Lynch	(5,389)
(10,811)	Unisys Corp	Goldman Sachs	(10,270)
(41,714)	Unisys Corp	HSBC	12,514
(14,873)	Unisys Corp	Morgan Stanley	1,487

保有高	銘柄	取引相手	未実現評価益/ (損) (米ドル)
	米国(続き)		
(21,341)	Unit Corp	Barclays Bank	3,901
(9,462)	Unit Corp	Goldman Sachs	1,756
(8,937)	Unit Corp	HSBC	1,939
(13,561)	Unit Corp	Morgan Stanley	2,479
25,004	United Airlines Holdings Inc	Bank of America Merrill Lynch	(29,809)
(17,349)	United Airlines Holdings Inc	Barclays Bank	(43,373)
(13,027)	United Airlines Holdings Inc	Goldman Sachs	(103,955)
(19,932)	United Airlines Holdings Inc	HSBC	(49,431)
(6,346)	United Airlines Holdings Inc	Morgan Stanley	(15,865)
(66,116)	United Bankshares Inc	Bank of America Merrill Lynch	(352,457)
(8,245)	United Bankshares Inc	Barclays Bank	(24,735)
(59,253)	United Bankshares Inc	Goldman Sachs	(322,929)
(39,255)	United Bankshares Inc	HSBC	(104,280)
(44,010)	United Bankshares Inc	Morgan Stanley	(132,030)
(5,683)	United Community Banks Inc	Bank of America Merrill Lynch	(19,663)
137,176	United Community Banks Inc	Bank of America Merrill Lynch	474,629
(11,723)	United Community Banks Inc	Barclays Bank	(16,178)
18,863	United Community Banks Inc	Goldman Sachs	65,266
(3,451)	United Community Banks Inc	Goldman Sachs	(11,940)
(13,084)	United Community Banks Inc	HSBC	(8,243)
(8,029)	United Community Banks Inc	Morgan Stanley	(11,080)
7,906	United Fire Group Inc	Bank of America Merrill Lynch	22,968
17,242	United Fire Group Inc	Barclays Bank	8,449
12,809	United Fire Group Inc	Goldman Sachs	41,245
13,974	United Fire Group Inc	HSBC	23,322
34,600	United Fire Group Inc	Morgan Stanley	16,954
14,095	United Insurance Holdings Corp	Bank of America Merrill Lynch	3,806
44,185	United Insurance Holdings Corp	Barclays Bank	(1,767)
16,712	United Insurance Holdings Corp	Goldman Sachs	4,512
39,649	United Insurance Holdings Corp	HSBC	(26,168)
32,762	United Insurance Holdings Corp	Morgan Stanley	(1,310)
(11,939)	United Natural Foods Inc	HSBC	(78,439)
(4,592)	United Natural Foods Inc	Morgan Stanley	(4,868)
(616)	United Parcel Service Inc 'B'	Bank of America Merrill Lynch	(4,888)
9,654	United Parcel Service Inc 'B'	Barclays Bank	21,673
(9,968)	United Parcel Service Inc 'B'	HSBC	(41,218)
310	United Parcel Service Inc 'B'	HSBC	1,282
(10,072)	United Parcel Service Inc 'B'	Morgan Stanley	(22,612)
(6,768)	United Rentals Inc	Barclays Bank	(40,202)
3,520	United Rentals Inc	Goldman Sachs	63,114
(1,863)	United Rentals Inc	Goldman Sachs	(33,404)
4,381	United Rentals Inc	HSBC	74,127
(1,560)	United Rentals Inc	HSBC	(31,462)
3,108	United Rentals Inc	Morgan Stanley	18,462
19,151	United Security Bancshares	Barclays Bank	2,107

保有高	銘柄	取引相手	未実現評価益/ (損) (米ドル)
	米国(続き)		
13,505	United Security Bancshares	Goldman Sachs	4,457
17,869	United Security Bancshares	HSBC	(5,539)
29,114	United Security Bancshares	Morgan Stanley	3,203
833	United States Cellular Corp	Bank of America Merrill Lynch	2,724
21,558	United States Cellular Corp	Goldman Sachs	70,495
4,012	United States Cellular Corp	HSBC	2,648
24,619	United States Cellular Corp	Morgan Stanley	6,155
(5,542)	United States Lime & Minerals Inc	Bank of America Merrill Lynch	(40,623)
(791)	United States Lime & Minerals Inc	Morgan Stanley	3,148
(74,911)	United States Steel Corp	Barclays Bank	(53,187)
4,461	United States Steel Corp	Goldman Sachs	4,060
38,451	United States Steel Corp	HSBC	(17,687)
15,478	United States Steel Corp	Morgan Stanley	10,989
3,154	United Therapeutics Corp	Bank of America Merrill Lynch	(6,024)
(783)	United Therapeutics Corp	Bank of America Merrill Lynch	1,496
1,523	United Therapeutics Corp	Barclays Bank	(4,752)
(2,987)	United Therapeutics Corp	Barclays Bank	7,724
1,381	United Therapeutics Corp	Goldman Sachs	(2,638)
3,741	United Therapeutics Corp	HSBC	3,816
(7,598)	United Therapeutics Corp	HSBC	(3,000)
6,590	United Therapeutics Corp	Morgan Stanley	(20,561)
(267)	United Therapeutics Corp	Morgan Stanley	833
(1,172)	UnitedHealth Group Inc	Barclays Bank	(16,080)
220	UnitedHealth Group Inc	Barclays Bank	3,018
(1,624)	UnitedHealth Group Inc	Goldman Sachs	(20,625)
(3,598)	UnitedHealth Group Inc	HSBC	(59,943)
7,762	UnitedHealth Group Inc	HSBC	129,315
(1,507)	UnitedHealth Group Inc	Morgan Stanley	(20,676)
4,632	UnitedHealth Group Inc	Morgan Stanley	63,551
(37,977)	Uniti Group Inc (REIT)	Bank of America Merrill Lynch	(15,191)
(47,955)	Uniti Group Inc (REIT)	HSBC	(36,925)
(20,186)	Uniti Group Inc (REIT)	Morgan Stanley	9,084
(14,595)	Unitil Corp	Bank of America Merrill Lynch	(50,207)
(13,072)	Unitil Corp	Barclays Bank	(23,083)
(13,537)	Unitil Corp	Goldman Sachs	(46,567)
(15,636)	Unitil Corp	HSBC	22,681
(18,880)	Unitil Corp	Morgan Stanley	(35,683)
5,009	Unity Bancorp Inc	Bank of America Merrill Lynch	7,013
10,788	Unity Bancorp Inc	Goldman Sachs	15,103
4,892	Unity Bancorp Inc	Morgan Stanley	3,082
18,965	UNITY Biotechnology Inc	Bank of America Merrill Lynch	18,206
26,263	UNITY Biotechnology Inc	Goldman Sachs	25,212
9,579	UNITY Biotechnology Inc	HSBC	9,866
14,935	UNITY Biotechnology Inc	Morgan Stanley	10,305
(2,250)	Univar Solutions Inc	Bank of America Merrill Lynch	(5,918)

保有高	銘柄	取引相手	未実現評価益/ (損) (米ドル)
	米国(続き)		
30,629	Univar Solutions Inc	Bank of America Merrill Lynch	71,106
(7,256)	Univar Solutions Inc	Barclays Bank	(7,111)
13,021	Univar Solutions Inc	Barclays Bank	12,761
(14,844)	Univar Solutions Inc	Goldman Sachs	(39,040)
14,036	Univar Solutions Inc	Goldman Sachs	36,915
(21,315)	Univar Solutions Inc	HSBC	(2,345)
1,674	Univar Solutions Inc	HSBC	184
(35,256)	Univar Solutions Inc	Morgan Stanley	(34,551)
10,449	Univar Solutions Inc	Morgan Stanley	10,240
(2,281)	Universal Corp	Bank of America Merrill Lynch	(30)
(5,123)	Universal Corp	Barclays Bank	5,225
(22,709)	Universal Corp	Goldman Sachs	(19,382)
(13,059)	Universal Corp	HSBC	28,555
(28,642)	Universal Corp	Morgan Stanley	29,215
(1,824)	Universal Display Corp	Bank of America Merrill Lynch	(11,600)
(1,093)	Universal Display Corp	Barclays Bank	(973)
(4,404)	Universal Display Corp	Goldman Sachs	(26,776)
(3,463)	Universal Display Corp	HSBC	6,268
(6,392)	Universal Display Corp	Morgan Stanley	(5,688)
(2,368)	Universal Electronics Inc	Bank of America Merrill Lynch	(11,673)
(3,086)	Universal Electronics Inc	Barclays Bank	(6,511)
(5,855)	Universal Electronics Inc	Goldman Sachs	(33,315)
(10,974)	Universal Electronics Inc	HSBC	(84,939)
(12,455)	Universal Electronics Inc	Morgan Stanley	(26,280)
(8,509)	Universal Health Realty Income Trust (REIT)	Bank of America Merrill Lynch	(98,704)
(1,289)	Universal Health Realty Income Trust (REIT)	Goldman Sachs	(14,952)
(9,800)	Universal Health Realty Income Trust (REIT)	HSBC	69,188
(4,714)	Universal Health Realty Income Trust (REIT)	Morgan Stanley	(15,698)
(1,823)	Universal Health Services Inc ' B '	Bank of America Merrill Lynch	(21,894)
(911)	Universal Health Services Inc ' B '	Barclays Bank	(428)
(2,258)	Universal Health Services Inc ' B '	Goldman Sachs	(19,713)
(2,926)	Universal Health Services Inc ' B '	HSBC	(21,966)
(17,762)	Universal Health Services Inc ' B '	Morgan Stanley	(8,348)
4,392	Universal Insurance Holdings Inc	Goldman Sachs	4,041
5,942	Universal Insurance Holdings Inc	HSBC	(4,575)
13,527	Universal Insurance Holdings Inc	Morgan Stanley	2,300
40,702	Universal Logistics Holdings Inc	Bank of America Merrill Lynch	125,769
13,041	Universal Logistics Holdings Inc	Barclays Bank	20,866
1,701	Universal Logistics Holdings Inc	HSBC	2,994
5,985	Universal Logistics Holdings Inc	Morgan Stanley	9,576
15,835	Universal Technical Institute Inc	Bank of America Merrill Lynch	15,835
24,217	Universal Technical Institute Inc	Goldman Sachs	24,217
11,694	Universal Technical Institute Inc	HSBC	1,520
17,734	Universal Technical Institute Inc	Morgan Stanley	6,739
105,637	Univest Financial Corp	Bank of America Merrill Lynch	196,485

保有高	銘柄	取引相手	未実現評価益/ (損) (米ドル)
	米国(続き)		
24,799	Univest Financial Corp	Barclays Bank	20,335
53,268	Univest Financial Corp	Goldman Sachs	99,078
23,713	Univest Financial Corp	HSBC	2,447
14,786	Univest Financial Corp	Morgan Stanley	12,125
45,502	Unum Group	Bank of America Merrill Lynch	58,301
56,200	Unum Group	Goldman Sachs	27,758
15,370	Unum Group	HSBC	24,494
39,573	Unum Group	Morgan Stanley	23,743
59,520	Unum Therapeutics Inc	Bank of America Merrill Lynch	4,762
8,228	Unum Therapeutics Inc	Barclays Bank	782
41,718	Unum Therapeutics Inc	Goldman Sachs	3,337
8,296	Unum Therapeutics Inc	Morgan Stanley	789
(852)	Upland Software Inc	Bank of America Merrill Lynch	(4,899)
(5,851)	Upland Software Inc	Barclays Bank	(12,931)
(17,775)	Upland Software Inc	Goldman Sachs	(101,278)
(3,619)	Upland Software Inc	HSBC	(9,482)
(15,045)	Upland Software Inc	Morgan Stanley	(33,249)
(19,305)	Upwork Inc	Barclays Bank	1,959
(8,202)	Upwork Inc	Goldman Sachs	4,385
(1,656)	Upwork Inc	HSBC	(3,842)
(46,188)	Upwork Inc	Morgan Stanley	6,004
(9,692)	Urban Edge Properties (REIT)	Bank of America Merrill Lynch	(13,375)
30,133	Urban Edge Properties (REIT)	Barclays Bank	11,149
(81,871)	Urban Edge Properties (REIT)	Goldman Sachs	(112,982)
14,947	Urban Edge Properties (REIT)	HSBC	(3,139)
(72,246)	Urban Edge Properties (REIT)	HSBC	11,854
24,912	Urban Edge Properties (REIT)	Morgan Stanley	9,217
(59,638)	Urban Edge Properties (REIT)	Morgan Stanley	(22,066)
3,048	Urban One Inc	Goldman Sachs	219
36,397	Urban One Inc	Morgan Stanley	2,912
25,207	Urban Outfitters Inc	Bank of America Merrill Lynch	8,948
8,346	Urban Outfitters Inc	Barclays Bank	(1,419)
(10,596)	Urban Outfitters Inc	Goldman Sachs	(4,356)
(2,924)	Urban Outfitters Inc	HSBC	2,105
913	UroGen Pharma Ltd	Bank of America Merrill Lynch	(904)
4,160	UroGen Pharma Ltd	Barclays Bank	(7,238)
5,925	UroGen Pharma Ltd	Goldman Sachs	(5,866)
1,341	UroGen Pharma Ltd	HSBC	40
12,688	UroGen Pharma Ltd	Morgan Stanley	(22,077)
(10,765)	Urstadt Biddle Properties Inc 'A' (REIT)	Bank of America Merrill Lynch	(11,734)
(33,646)	Urstadt Biddle Properties Inc 'A' (REIT)	Barclays Bank	336
(82,457)	Urstadt Biddle Properties Inc 'A' (REIT)	Goldman Sachs	(89,878)
(31,714)	Urstadt Biddle Properties Inc 'A' (REIT)	HSBC	35,520
(60,195)	Urstadt Biddle Properties Inc 'A' (REIT)	Morgan Stanley	602
(57,386)	US Auto Parts Network Inc	Barclays Bank	(53,369)

保有高	銘柄	取引相手	未実現評価益/ (損) (米ドル)
	米国(続き)		
(32,270)	US Auto Parts Network Inc	HSBC	(60,725)
(4,503)	US Auto Parts Network Inc	Morgan Stanley	(4,188)
(2,896)	US Bancorp	Bank of America Merrill Lynch	(12,767)
22,520	US Bancorp	Bank of America Merrill Lynch	113,501
(21,248)	US Bancorp	Barclays Bank	(59,282)
7,763	US Bancorp	Barclays Bank	21,659
(4,725)	US Bancorp	Goldman Sachs	(20,439)
(6,828)	US Bancorp	HSBC	(6,623)
15,875	US Bancorp	HSBC	15,399
(11,155)	US Bancorp	Morgan Stanley	(31,122)
15,447	US Concrete Inc	Bank of America Merrill Lynch	54,682
16,473	US Concrete Inc	Barclays Bank	42,336
5,655	US Concrete Inc	Goldman Sachs	20,019
12,195	US Concrete Inc	HSBC	27,033
16,670	US Concrete Inc	Morgan Stanley	42,842
(19,382)	US Ecology Inc	Bank of America Merrill Lynch	(90,895)
(11,484)	US Ecology Inc	Barclays Bank	(13,896)
(20,038)	US Ecology Inc	Goldman Sachs	(98,653)
(22,311)	US Ecology Inc	HSBC	(49,084)
(15,043)	US Ecology Inc	Morgan Stanley	(18,202)
(4,974)	US Foods Holding Corp	Bank of America Merrill Lynch	(8,953)
(16,759)	US Foods Holding Corp	Goldman Sachs	(30,167)
(2,212)	US Foods Holding Corp	HSBC	1,482
(19,328)	US Foods Holding Corp	Morgan Stanley	(22,033)
292	US Physical Therapy Inc	Bank of America Merrill Lynch	1,840
9,037	US Physical Therapy Inc	Barclays Bank	(8,314)
3,363	US Physical Therapy Inc	Goldman Sachs	21,187
294	US Physical Therapy Inc	HSBC	850
8,783	US Physical Therapy Inc	Morgan Stanley	(8,080)
7,208	US Silica Holdings Inc	Bank of America Merrill Lynch	8,722
17,119	US Silica Holdings Inc	Goldman Sachs	20,714
12,770	US Silica Holdings Inc	HSBC	10,855
1,761	US Well Services Inc	HSBC	35
31,409	US Xpress Enterprises Inc 'A'	Bank of America Merrill Lynch	37,691
10,534	US Xpress Enterprises Inc 'A'	Goldman Sachs	12,641
32,857	US Xpress Enterprises Inc 'A'	HSBC	24,314
19,943	US Xpress Enterprises Inc 'A'	Morgan Stanley	4,188
(14,573)	USA Technologies Inc	Barclays Bank	(14,573)
(10,764)	USA Technologies Inc	Goldman Sachs	(10,979)
3,171	USANA Health Sciences Inc	Barclays Bank	10,052
2,390	USANA Health Sciences Inc	Goldman Sachs	5,067
(1,248)	USANA Health Sciences Inc	HSBC	4,555
(785)	Utah Medical Products Inc	Bank of America Merrill Lynch	(8,567)
(1,297)	Utah Medical Products Inc	Barclays Bank	(5,767)
(2,429)	Utah Medical Products Inc	Goldman Sachs	(28,929)

保有高	銘柄	取引相手	未実現評価益/ (損) (米ドル)
	米国(続き)		
(3,262)	Utah Medical Products Inc	HSBC	(36,177)
(3,750)	Utah Medical Products Inc	Morgan Stanley	(22,013)
(355)	Vail Resorts Inc	Barclays Bank	(941)
1,263	Vail Resorts Inc	Goldman Sachs	24,888
(1,395)	Vail Resorts Inc	Goldman Sachs	(10,578)
1,703	Vail Resorts Inc	Morgan Stanley	4,513
(2,490)	Vail Resorts Inc	Morgan Stanley	(6,211)
56,820	Vale SA ADR	Goldman Sachs	67,900
5,290	Vale SA ADR	HSBC	4,999
26,567	Vale SA ADR	Morgan Stanley	12,885
899	Valero Energy Corp	Bank of America Merrill Lynch	6,940
6,214	Valero Energy Corp	Goldman Sachs	47,972
(5,711)	Valero Energy Corp	Goldman Sachs	(44,089)
4,017	Valero Energy Corp	HSBC	2,330
(1,847)	Valero Energy Corp	HSBC	(9,228)
17,264	Valero Energy Corp	Morgan Stanley	14,156
(5,065)	Valero Energy Corp	Morgan Stanley	(4,153)
(49,029)	Valhi Inc	Bank of America Merrill Lynch	(1,814)
(8,003)	Valhi Inc	Goldman Sachs	(296)
(6,950)	Valhi Inc	HSBC	(266)
(9,435)	Valhi Inc	Morgan Stanley	2
(465,046)	Valley National Bancorp	Bank of America Merrill Lynch	(525,151)
(30,311)	Valley National Bancorp	Barclays Bank	(13,337)
(66,656)	Valley National Bancorp	Goldman Sachs	(70,789)
(90,548)	Valley National Bancorp	HSBC	(9,960)
(443,667)	Valley National Bancorp	Morgan Stanley	(195,213)
(12,443)	Valmont Industries Inc	Bank of America Merrill Lynch	(140,719)
(3,145)	Valmont Industries Inc	Goldman Sachs	(31,688)
(4,817)	Valmont Industries Inc	HSBC	(11,175)
(2,126)	Valmont Industries Inc	Morgan Stanley	(16,242)
(568)	Value Line Inc	Bank of America Merrill Lynch	(1,153)
(1,030)	Value Line Inc	Barclays Bank	(1,669)
(400)	Value Line Inc	Goldman Sachs	(812)
(601)	Value Line Inc	HSBC	(282)
2,613	Valvoline Inc	Bank of America Merrill Lynch	4,808
2,759	Valvoline Inc	Barclays Bank	(28)
(4,062)	Valvoline Inc	Barclays Bank	1,320
2,593	Valvoline Inc	Goldman Sachs	4,771
(21,638)	Valvoline Inc	Goldman Sachs	(39,814)
15,898	Valvoline Inc	HSBC	16,057
(4,718)	Valvoline Inc	HSBC	(4,765)
32,219	Valvoline Inc	Morgan Stanley	(322)
7,935	Vanda Pharmaceuticals Inc	Bank of America Merrill Lynch	(79)
14,820	Vanda Pharmaceuticals Inc	Barclays Bank	1,186
19,737	Vanda Pharmaceuticals Inc	Goldman Sachs	(197)

保有高	銘柄	取引相手	未実現評価益/ (損) (米ドル)
	米国(続き)		
4,449	Vanda Pharmaceuticals Inc	HSBC	1,290
13,795	Vanda Pharmaceuticals Inc	Morgan Stanley	1,104
(3,665)	Vapotherm Inc	HSBC	4,618
(6,478)	Vapotherm Inc	Morgan Stanley	2,591
9,690	Varex Imaging Corp	Bank of America Merrill Lynch	12,296
14,078	Varex Imaging Corp	Barclays Bank	18,161
8,571	Varex Imaging Corp	Goldman Sachs	10,794
23,241	Varex Imaging Corp	HSBC	(165,244)
33,707	Varex Imaging Corp	Morgan Stanley	43,482
(2,641)	Varian Medical Systems Inc	Bank of America Merrill Lynch	(23,109)
(5,727)	Varian Medical Systems Inc	Barclays Bank	(42,208)
(4,595)	Varian Medical Systems Inc	Goldman Sachs	(35,241)
(5,950)	Varian Medical Systems Inc	HSBC	(24,276)
(8,513)	Varian Medical Systems Inc	Morgan Stanley	(62,741)
(2,838)	Varonis Systems Inc	Barclays Bank	(8,599)
10,133	Varonis Systems Inc	Barclays Bank	30,703
7,577	Varonis Systems Inc	Goldman Sachs	65,617
(7,764)	Varonis Systems Inc	Goldman Sachs	(39,627)
3,378	Varonis Systems Inc	Morgan Stanley	10,235
(145,050)	VBI Vaccines Inc	Barclays Bank	56,570
(26,160)	VBI Vaccines Inc	Goldman Sachs	(4,709)
(30,100)	VBI Vaccines Inc	HSBC	(21,371)
(11,721)	Vector Group Ltd	Bank of America Merrill Lynch	(6,212)
2,601	Vector Group Ltd	Bank of America Merrill Lynch	1,379
(10,103)	Vector Group Ltd	Barclays Bank	(3,839)
5,958	Vector Group Ltd	Barclays Bank	2,264
10,786	Vector Group Ltd	Goldman Sachs	5,717
(12,599)	Vector Group Ltd	Goldman Sachs	(6,677)
(13,585)	Vector Group Ltd	Morgan Stanley	(5,162)
37,081	Vector Group Ltd	Morgan Stanley	14,091
7,498	Vectrus Inc	Bank of America Merrill Lynch	78,129
5,427	Vectrus Inc	Barclays Bank	23,282
16,831	Vectrus Inc	Goldman Sachs	175,379
5,705	Vectrus Inc	HSBC	33,317
9,485	Vectrus Inc	Morgan Stanley	40,691
(40,637)	Veeco Instruments Inc	Bank of America Merrill Lynch	(36,573)
(22,299)	Veeco Instruments Inc	Barclays Bank	(7,136)
(8,092)	Veeco Instruments Inc	Goldman Sachs	(7,283)
(22,358)	Veeco Instruments Inc	HSBC	44,716
(19,241)	Veeco Instruments Inc	Morgan Stanley	(6,157)
5,100	Veeva Systems Inc 'A'	Bank of America Merrill Lynch	54,291
2,268	Veeva Systems Inc 'A'	Barclays Bank	18,983
8,598	Veeva Systems Inc 'A'	Goldman Sachs	92,606
2,702	Veeva Systems Inc 'A'	HSBC	47,062
5,072	Veeva Systems Inc 'A'	Morgan Stanley	42,452

保有高	銘柄	取引相手	未実現評価益/ (損) (米ドル)
	米国(続き)		
9,619	Velocity Financial Inc	Bank of America Merrill Lynch	12,793
6,995	Velocity Financial Inc	Goldman Sachs	9,303
23,066	Velocity Financial Inc	HSBC	18,914
15,316	Velocity Financial Inc	Morgan Stanley	10,874
(1,995)	Ventas Inc (REIT)	Bank of America Merrill Lynch	(9,350)
7,231	Ventas Inc (REIT)	Barclays Bank	10,196
(1,412)	Ventas Inc (REIT)	Barclays Bank	(1,991)
(13,179)	Ventas Inc (REIT)	Goldman Sachs	(79,938)
4,836	Ventas Inc (REIT)	HSBC	24,277
(7,185)	Ventas Inc (REIT)	HSBC	(36,069)
11,320	Ventas Inc (REIT)	Morgan Stanley	15,961
(1,046)	Ventas Inc (REIT)	Morgan Stanley	(1,475)
(29,197)	Vera Bradley Inc	Bank of America Merrill Lynch	(47,591)
(19,908)	Vera Bradley Inc	Barclays Bank	(19,709)
(26,623)	Vera Bradley Inc	Goldman Sachs	(43,395)
(33,665)	Vera Bradley Inc	HSBC	(29,962)
(5,805)	Vera Bradley Inc	Morgan Stanley	(5,747)
10,392	Veracyte Inc	Bank of America Merrill Lynch	(624)
4,712	Veracyte Inc	Barclays Bank	1,037
10,694	Veracyte Inc	Goldman Sachs	(642)
3,593	Veracyte Inc	HSBC	(8,264)
4,400	Veracyte Inc	Morgan Stanley	968
(73,079)	Verastem Inc	Bank of America Merrill Lynch	(2,558)
(25,545)	Verastem Inc	Morgan Stanley	2,555
(479,103)	VEREIT Inc (REIT)	Bank of America Merrill Lynch	(455,148)
(59,438)	VEREIT Inc (REIT)	Barclays Bank	(594)
(75,702)	VEREIT Inc (REIT)	Goldman Sachs	(32,807)
(14,078)	VEREIT Inc (REIT)	HSBC	282
(117,671)	VEREIT Inc (REIT)	Morgan Stanley	(1,176)
4,432	Vericel Corp	Bank of America Merrill Lynch	(3,812)
2,987	Vericel Corp	Barclays Bank	(209)
9,448	Vericel Corp	Goldman Sachs	(8,125)
9,929	Vericel Corp	HSBC	(9,830)
4,566	Vericel Corp	Morgan Stanley	(320)
(6,824)	Verint Systems Inc	Bank of America Merrill Lynch	(11,403)
(6,685)	Verint Systems Inc	Barclays Bank	3,343
(19,803)	Verint Systems Inc	Goldman Sachs	(44,462)
(50,305)	Verint Systems Inc	HSBC	112,180
(36,360)	Verint Systems Inc	Morgan Stanley	18,181
5,192	VeriSign Inc	Barclays Bank	5,555
(2,217)	VeriSign Inc	Barclays Bank	(2,372)
7,228	VeriSign Inc	Goldman Sachs	(17,781)
(703)	VeriSign Inc	Goldman Sachs	1,729
2,481	VeriSign Inc	HSBC	11,785
(1,046)	VeriSign Inc	HSBC	(4,969)

保有高	銘柄	取引相手	未実現評価益/ (損) (米ドル)
	米国(続き)		
(2,818)	VeriSign Inc	Morgan Stanley	(3,015)
8,019	Verisk Analytics Inc	Bank of America Merrill Lynch	124,953
11,180	Verisk Analytics Inc	Barclays Bank	152,496
2,322	Verisk Analytics Inc	Goldman Sachs	37,988
12,857	Verisk Analytics Inc	HSBC	146,333
13,840	Verisk Analytics Inc	Morgan Stanley	188,777
(1,743)	Veritex Holdings Inc	Bank of America Merrill Lynch	(4,671)
(9,048)	Veritex Holdings Inc	Barclays Bank	(9,410)
(25,965)	Veritex Holdings Inc	Goldman Sachs	(69,586)
(20,845)	Veritex Holdings Inc	HSBC	(14,175)
(37,601)	Veritex Holdings Inc	Morgan Stanley	(39,105)
13,873	Veritiv Corp	HSBC	40,648
8,980	Veritiv Corp	Morgan Stanley	19,487
23,754	Veritone Inc	Barclays Bank	1,663
3,121	Veritone Inc	Goldman Sachs	3,683
16,272	Veritone Inc	HSBC	22,741
6,848	Veritone Inc	Morgan Stanley	479
93,065	Verizon Communications Inc	Bank of America Merrill Lynch	83,845
4,723	Verizon Communications Inc	Barclays Bank	2,177
17,782	Verizon Communications Inc	HSBC	(29,162)
35,456	Verizon Communications Inc	Morgan Stanley	39,276
8,327	Verra Mobility Corp	Barclays Bank	3,997
26,785	Verra Mobility Corp	Goldman Sachs	28,392
43,394	Verra Mobility Corp	HSBC	69,430
44,751	Verra Mobility Corp	Morgan Stanley	21,480
(4,709)	Verrica Pharmaceuticals Inc	Bank of America Merrill Lynch	(8,759)
(3,298)	Verrica Pharmaceuticals Inc	Barclays Bank	(3,232)
(10,892)	Verrica Pharmaceuticals Inc	Goldman Sachs	(20,259)
(2,085)	Verrica Pharmaceuticals Inc	HSBC	(1,981)
(2,050)	Verrica Pharmaceuticals Inc	Morgan Stanley	(2,009)
(33,440)	Verso Corp 'A'	Bank of America Merrill Lynch	(18,392)
(14,916)	Verso Corp 'A'	Barclays Bank	(4,773)
(18,373)	Verso Corp 'A'	Goldman Sachs	(10,105)
(3,501)	Verso Corp 'A'	HSBC	(595)
(11,075)	Verso Corp 'A'	Morgan Stanley	(3,544)
6,243	Vertex Pharmaceuticals Inc	Bank of America Merrill Lynch	(41,514)
940	Vertex Pharmaceuticals Inc	Barclays Bank	(2,867)
1,602	Vertex Pharmaceuticals Inc	Goldman Sachs	(10,862)
694	Vertex Pharmaceuticals Inc	HSBC	4,697
9,654	Vertex Pharmaceuticals Inc	Morgan Stanley	(29,445)
6,079	Vertiv Holdings Co	Bank of America Merrill Lynch	5,471
28,245	Vertiv Holdings Co	Barclays Bank	7,909
12,077	Vertiv Holdings Co	Goldman Sachs	10,869
22,569	Vertiv Holdings Co	HSBC	30,242
19,269	Vertiv Holdings Co	Morgan Stanley	5,395

保有高	銘柄	取引相手	未実現評価益/ (損) (米ドル)
	米国(続き)		
(109,642)	Veru Inc	Barclays Bank	(14,253)
(22,920)	Veru Inc	Goldman Sachs	4,584
(12,695)	Veru Inc	HSBC	998
4,987	VF Corp	Bank of America Merrill Lynch	24,935
7,941	VF Corp	Barclays Bank	10,482
29,525	VF Corp	Goldman Sachs	137,852
20,504	VF Corp	HSBC	(11,189)
20,192	VF Corp	Morgan Stanley	26,654
4,501	ViacomCBS Inc 'A'	Bank of America Merrill Lynch	20,840
9,810	ViacomCBS Inc 'A'	HSBC	41,496
10,549	ViacomCBS Inc 'A'	Morgan Stanley	20,676
29,707	ViacomCBS Inc 'B'	Barclays Bank	29,707
31,569	ViacomCBS Inc 'B'	HSBC	71,560
27,163	ViacomCBS Inc 'B'	Morgan Stanley	27,163
2,871	Viad Corp	Barclays Bank	5,168
3,347	Viad Corp	Goldman Sachs	10,710
5,481	Viad Corp	HSBC	(17,649)
6,554	Viad Corp	Morgan Stanley	11,797
853	ViaSat Inc	Bank of America Merrill Lynch	5,749
16,330	ViaSat Inc	Barclays Bank	(5,062)
12,285	ViaSat Inc	Goldman Sachs	55,815
5,936	ViaSat Inc	HSBC	15,794
9,786	ViaSat Inc	Morgan Stanley	(3,034)
(80,767)	Viavi Solutions Inc	Bank of America Merrill Lynch	(59,374)
(139,845)	Viavi Solutions Inc	Barclays Bank	(11,187)
(41,422)	Viavi Solutions Inc	Goldman Sachs	(31,067)
(153,245)	Viavi Solutions Inc	HSBC	130,259
(131,654)	Viavi Solutions Inc	Morgan Stanley	(10,532)
19,016	VICI Properties Inc (REIT)	Bank of America Merrill Lynch	61,938
26,971	VICI Properties Inc (REIT)	Barclays Bank	5,934
43,943	VICI Properties Inc (REIT)	HSBC	86,128
9,915	VICI Properties Inc (REIT)	Morgan Stanley	2,181
(747)	Vicor Corp	Barclays Bank	(1,345)
(1,426)	Vicor Corp	Goldman Sachs	(9,041)
(9,742)	Vicor Corp	HSBC	(56,113)
(20,035)	Vicor Corp	Morgan Stanley	(36,063)
(24,326)	ViewRay Inc	Bank of America Merrill Lynch	1,581
(2,917)	ViewRay Inc	Barclays Bank	15
(80,473)	ViewRay Inc	Goldman Sachs	5,231
(71,434)	ViewRay Inc	HSBC	(1,072)
(40,599)	Viking Therapeutics Inc	Bank of America Merrill Lynch	(1,624)
(66,189)	Viking Therapeutics Inc	Barclays Bank	53,613
(46,443)	Viking Therapeutics Inc	Goldman Sachs	(1,858)
(21,772)	Viking Therapeutics Inc	HSBC	(13,499)
(20,454)	Village Super Market Inc 'A'	Bank of America Merrill Lynch	(7,661)

保有高	銘柄	取引相手	未実現評価益/ (損) (米ドル)
	米国(続き)		
(1,796)	Village Super Market Inc 'A'	Barclays Bank	(1,060)
(10,737)	Village Super Market Inc 'A'	Goldman Sachs	(4,080)
(5,390)	Village Super Market Inc 'A'	HSBC	(2,185)
(7,007)	Village Super Market Inc 'A'	Morgan Stanley	(4,134)
(11,185)	Vince Holding Corp	Barclays Bank	(2,573)
(13,891)	Vince Holding Corp	Morgan Stanley	(3,195)
1,529	Vir Biotechnology Inc	Bank of America Merrill Lynch	(2,823)
2,648	Vir Biotechnology Inc	HSBC	(4,045)
19,866	Vir Biotechnology Inc	Morgan Stanley	(33,772)
2,674	Virgin Galactic Holdings Inc	Bank of America Merrill Lynch	3,663
4,118	Virgin Galactic Holdings Inc	Goldman Sachs	1,420
2,435	Virgin Galactic Holdings Inc	HSBC	1,233
(964)	VirnetX Holding Corp	Bank of America Merrill Lynch	(569)
(26,683)	VirnetX Holding Corp	Barclays Bank	20,546
(6,408)	VirnetX Holding Corp	Goldman Sachs	(3,781)
(70,495)	VirnetX Holding Corp	HSBC	8,771
(9,174)	VirnetX Holding Corp	Morgan Stanley	7,064
(5,635)	Virtu Financial Inc 'A'	Bank of America Merrill Lynch	(1,639)
(4,134)	Virtu Financial Inc 'A'	Barclays Bank	(5,581)
(15,276)	Virtu Financial Inc 'A'	Goldman Sachs	(5,951)
(5,669)	Virtu Financial Inc 'A'	HSBC	2,948
(13,566)	Virtu Financial Inc 'A'	Morgan Stanley	(18,315)
723	Virtus Investment Partners Inc	Barclays Bank	1,403
1,425	Virtus Investment Partners Inc	Goldman Sachs	14,288
6,017	Virtus Investment Partners Inc	HSBC	(16,306)
8,911	Virtus Investment Partners Inc	Morgan Stanley	17,287
1,740	Virtusa Corp	Bank of America Merrill Lynch	2,906
2,794	Virtusa Corp	Barclays Bank	6,063
4,057	Virtusa Corp	Goldman Sachs	6,775
16,005	Virtusa Corp	HSBC	(86,427)
960	Virtusa Corp	Morgan Stanley	2,083
20,825	Visa Inc 'A'	Barclays Bank	65,807
16,704	Visa Inc 'A'	Goldman Sachs	8,203
25,682	Visa Inc 'A'	Morgan Stanley	78,597
(30,206)	Vishay Intertechnology Inc	Bank of America Merrill Lynch	(52,060)
(17,232)	Vishay Intertechnology Inc	Barclays Bank	(5,083)
(80,352)	Vishay Intertechnology Inc	Goldman Sachs	(115,297)
(96,521)	Vishay Intertechnology Inc	HSBC	77,133
(268,340)	Vishay Intertechnology Inc	Morgan Stanley	(79,161)
(4,277)	Vishay Precision Group Inc	Bank of America Merrill Lynch	(13,558)
(5,721)	Vishay Precision Group Inc	Goldman Sachs	(18,136)
(25,764)	Vishay Precision Group Inc	HSBC	(9,017)
(28,128)	Vishay Precision Group Inc	Morgan Stanley	(37,129)
(462)	Visteon Corp	Bank of America Merrill Lynch	1,863
(1,722)	Visteon Corp	Barclays Bank	6,595

保有高	銘柄	取引相手	未実現評価益/ (損) (米ドル)
	米国(続き)		
(1,095)	Visteon Corp	Goldman Sachs	(2,420)
(8,826)	Visteon Corp	HSBC	(49,333)
(12,704)	Visteon Corp	Morgan Stanley	48,657
(44,876)	Vistra Energy Corp	Bank of America Merrill Lynch	(91,996)
(34,514)	Vistra Energy Corp	Barclays Bank	(22,933)
(28,517)	Vistra Energy Corp	Goldman Sachs	(55,284)
(5,711)	Vistra Energy Corp	HSBC	(11,329)
(48,693)	Vistra Energy Corp	Morgan Stanley	(39,441)
6,237	Vivint Smart Home Inc	Bank of America Merrill Lynch	(3,119)
3,770	Vivint Smart Home Inc	Barclays Bank	226
3,757	Vivint Smart Home Inc	Goldman Sachs	(1,879)
7,028	Vivint Smart Home Inc	HSBC	(703)
3,203	Vivint Smart Home Inc	Morgan Stanley	192
(22,328)	Vivint Solar Inc	Barclays Bank	(14,513)
(63,742)	Vivint Solar Inc	HSBC	(61,830)
2,297	VMware Inc 'A'	Bank of America Merrill Lynch	46,032
8,014	VMware Inc 'A'	Barclays Bank	134,131
1,199	VMware Inc 'A'	Goldman Sachs	20,792
(6,433)	VMware Inc 'A'	HSBC	(91,413)
1,297	VMware Inc 'A'	HSBC	18,430
(4,017)	VMware Inc 'A'	Morgan Stanley	(80,019)
704	VMware Inc 'A'	Morgan Stanley	12,132
4,509	Vocera Communications Inc	Bank of America Merrill Lynch	3,878
6,551	Vocera Communications Inc	Barclays Bank	852
5,399	Vocera Communications Inc	Goldman Sachs	4,643
13,905	Vocera Communications Inc	HSBC	5,517
27,392	Vocera Communications Inc	Morgan Stanley	3,561
25,381	Vonage Holdings Corp	Goldman Sachs	9,264
613	Vonage Holdings Corp	HSBC	83
(13,124)	Vonage Holdings Corp	HSBC	(1,772)
23,683	Vonage Holdings Corp	Morgan Stanley	2,960
(39,805)	Vonage Holdings Corp	Morgan Stanley	(4,976)
(11,933)	Vornado Realty Trust (REIT)	Bank of America Merrill Lynch	(14,249)
(13,717)	Vornado Realty Trust (REIT)	Barclays Bank	(33,607)
(35,741)	Vornado Realty Trust (REIT)	Goldman Sachs	(38,200)
(5,919)	Vornado Realty Trust (REIT)	HSBC	11,515
(14,475)	Vornado Realty Trust (REIT)	Morgan Stanley	(35,464)
23,885	VOXX International Corp	Bank of America Merrill Lynch	(478)
8,927	VOXX International Corp	Goldman Sachs	(179)
10,739	VOXX International Corp	Morgan Stanley	215
3,768	Voya Financial Inc	Bank of America Merrill Lynch	13,489
(14,916)	Voya Financial Inc	Bank of America Merrill Lynch	(48,435)
13,054	Voya Financial Inc	Barclays Bank	29,502
(15,539)	Voya Financial Inc	Barclays Bank	(35,118)
1,214	Voya Financial Inc	Goldman Sachs	4,346

保有高	銘柄	取引相手	未実現評価益/ (損) (米ドル)
	米国(続き)		
(7,469)	Voya Financial Inc	Goldman Sachs	(26,739)
14,383	Voya Financial Inc	HSBC	(7,767)
(2,710)	Voya Financial Inc	HSBC	1,463
9,077	Voya Financial Inc	Morgan Stanley	20,514
(22,645)	Voya Financial Inc	Morgan Stanley	(51,178)
(19,686)	Voyager Therapeutics Inc	Bank of America Merrill Lynch	2,953
(11,168)	Voyager Therapeutics Inc	Barclays Bank	14,072
(2,946)	Voyager Therapeutics Inc	Goldman Sachs	442
(12,864)	Voyager Therapeutics Inc	HSBC	(7,461)
(5,325)	Voyager Therapeutics Inc	Morgan Stanley	6,710
(27,671)	VSE Corp	Bank of America Merrill Lynch	(120,646)
(3,484)	VSE Corp	Barclays Bank	(8,362)
(2,021)	VSE Corp	Goldman Sachs	(8,812)
(1,652)	VSE Corp	HSBC	(8,937)
(2,527)	VSE Corp	Morgan Stanley	(6,065)
4,508	Vulcan Materials Co	Bank of America Merrill Lynch	55,412
4,480	Vulcan Materials Co	Barclays Bank	39,603
10,657	Vulcan Materials Co	HSBC	72,428
9,843	Vulcan Materials Co	Morgan Stanley	78,307
(32,962)	W&T Offshore Inc	Bank of America Merrill Lynch	1,318
(100,969)	W&T Offshore Inc	Goldman Sachs	4,039
(34,310)	W&T Offshore Inc	HSBC	6,519
(47,265)	W&T Offshore Inc	Morgan Stanley	6,617
59,332	Wabash National Corp	Bank of America Merrill Lynch	116,884
35,593	Wabash National Corp	Barclays Bank	24,559
94,484	Wabash National Corp	Goldman Sachs	186,133
40,804	Wabash National Corp	HSBC	49,781
36,312	Wabash National Corp	Morgan Stanley	25,055
13,746	Waddell & Reed Financial Inc 'A'	Barclays Bank	(2,062)
15,790	Waddell & Reed Financial Inc 'A'	Goldman Sachs	3,316
8,001	Waddell & Reed Financial Inc 'A'	HSBC	(7,921)
35,879	Waddell & Reed Financial Inc 'A'	Morgan Stanley	(5,382)
33,588	Walgreens Boots Alliance Inc	Bank of America Merrill Lynch	97,653
9,548	Walgreens Boots Alliance Inc	Barclays Bank	18,046
1,683	Walgreens Boots Alliance Inc	HSBC	5,107
(1,549)	Walker & Dunlop Inc	Bank of America Merrill Lynch	(7,606)
(2,981)	Walker & Dunlop Inc	Barclays Bank	(5,574)
(12,629)	Walker & Dunlop Inc	Goldman Sachs	(62,008)
(443)	Walker & Dunlop Inc	HSBC	(408)
(6,291)	Walker & Dunlop Inc	Morgan Stanley	(11,764)
1,054	Walmart Inc	Bank of America Merrill Lynch	275
9,959	Walmart Inc	Barclays Bank	(3,984)
2,977	Walmart Inc	Morgan Stanley	(1,191)
(17,612)	Walt Disney Co	Bank of America Merrill Lynch	(65,786)
(20,999)	Walt Disney Co	Barclays Bank	41,788

保有高	銘柄	取引相手	未実現評価益/ (損) (米ドル)
	米国(続き)		
(21,396)	Walt Disney Co	Goldman Sachs	(60,642)
(12,712)	Walt Disney Co	HSBC	(87,331)
(16,259)	Walt Disney Co	Morgan Stanley	32,355
(21,699)	Warrior Met Coal Inc	Bank of America Merrill Lynch	(15,406)
(21,326)	Warrior Met Coal Inc	Barclays Bank	4,265
(5,873)	Warrior Met Coal Inc	Goldman Sachs	(4,170)
(12,393)	Warrior Met Coal Inc	HSBC	9,419
(6,991)	Warrior Met Coal Inc	Morgan Stanley	1,398
(6,532)	Washington Federal Inc	Bank of America Merrill Lynch	(16,918)
41,007	Washington Federal Inc	Bank of America Merrill Lynch	102,120
(9,254)	Washington Federal Inc	Barclays Bank	(7,681)
21,901	Washington Federal Inc	Barclays Bank	16,836
26,730	Washington Federal Inc	Goldman Sachs	65,777
(10,268)	Washington Federal Inc	Goldman Sachs	(26,594)
(8,223)	Washington Federal Inc	HSBC	3,454
11,383	Washington Federal Inc	HSBC	(530)
(3,348)	Washington Federal Inc	Morgan Stanley	(2,779)
25,875	Washington Federal Inc	Morgan Stanley	21,476
18,207	Washington Prime Group Inc (REIT)	Goldman Sachs	570
(20,755)	Washington Real Estate Investment Trust (REIT)	Bank of America Merrill Lynch	(58,114)
(16,506)	Washington Real Estate Investment Trust (REIT)	Barclays Bank	(16,671)
(33,649)	Washington Real Estate Investment Trust (REIT)	HSBC	16,152
(61,950)	Washington Real Estate Investment Trust (REIT)	Morgan Stanley	(62,569)
17,402	Washington Trust Bancorp Inc	Bank of America Merrill Lynch	62,976
20,989	Washington Trust Bancorp Inc	Barclays Bank	37,600
22,336	Washington Trust Bancorp Inc	Goldman Sachs	82,998
10,515	Washington Trust Bancorp Inc	HSBC	(7,255)
45,614	Washington Trust Bancorp Inc	Morgan Stanley	81,297
(4,782)	Waste Connections Inc	Bank of America Merrill Lynch	(16,641)
(26,251)	Waste Connections Inc	Barclays Bank	(54,340)
(29,112)	Waste Connections Inc	Goldman Sachs	(99,561)
(26,833)	Waste Connections Inc	HSBC	(29,784)
(4,244)	Waste Management Inc	Bank of America Merrill Lynch	(43,276)
(8,676)	Waste Management Inc	Barclays Bank	(64,896)
8,319	Waste Management Inc	Barclays Bank	62,226
(47,426)	Waste Management Inc	Goldman Sachs	(496,550)
(6,636)	Waste Management Inc	HSBC	(36,033)
4,862	Waste Management Inc	HSBC	26,401
(3,360)	Waste Management Inc	Morgan Stanley	(25,133)
17,858	Waste Management Inc	Morgan Stanley	133,578
(3,081)	Waters Corp	Bank of America Merrill Lynch	(65,286)
572	Waters Corp	Bank of America Merrill Lynch	5,779
(1,616)	Waters Corp	Barclays Bank	(20,960)

保有高	銘柄	取引相手	未実現評価益/ (損) (米ドル)
	米国(続き)		
(3,201)	Waters Corp	Goldman Sachs	(67,829)
1,635	Waters Corp	Goldman Sachs	34,646
(1,386)	Waters Corp	HSBC	(18,321)
4,820	Waters Corp	HSBC	61,069
(941)	Waters Corp	Morgan Stanley	(12,205)
2,781	Waters Corp	Morgan Stanley	21,503
(3,473)	Waterstone Financial Inc	Barclays Bank	(1,111)
(32,468)	Waterstone Financial Inc	Goldman Sachs	(53,572)
(25,725)	Waterstone Financial Inc	HSBC	6,689
(46,275)	Waterstone Financial Inc	Morgan Stanley	(14,808)
10,797	Watford Holdings Ltd	Barclays Bank	7,450
10,787	Watford Holdings Ltd	Goldman Sachs	32,037
9,792	Watford Holdings Ltd	HSBC	9,890
17,803	Watford Holdings Ltd	Morgan Stanley	12,284
891	Watsco Inc	Barclays Bank	9,017
(360)	Watsco Inc	Barclays Bank	(3,643)
9,720	Watsco Inc	Goldman Sachs	172,238
(2,069)	Watsco Inc	Goldman Sachs	(36,663)
(257)	Watsco Inc	HSBC	(3,426)
159	Watsco Inc	Morgan Stanley	1,609
(3,375)	Watsco Inc	Morgan Stanley	(34,155)
(4,460)	Watts Water Technologies Inc 'A'	Bank of America Merrill Lynch	(39,828)
2,821	Watts Water Technologies Inc 'A'	Bank of America Merrill Lynch	25,192
(4,152)	Watts Water Technologies Inc 'A'	Barclays Bank	(13,536)
4,086	Watts Water Technologies Inc 'A'	Barclays Bank	13,320
7,472	Watts Water Technologies Inc 'A'	Goldman Sachs	66,725
(4,058)	Watts Water Technologies Inc 'A'	Goldman Sachs	(36,238)
(4,290)	Watts Water Technologies Inc 'A'	HSBC	(8,408)
4,084	Watts Water Technologies Inc 'A'	HSBC	12,872
(1,475)	Watts Water Technologies Inc 'A'	Morgan Stanley	(4,809)
23,900	Watts Water Technologies Inc 'A'	Morgan Stanley	77,914
(23,976)	WaVe Life Sciences Ltd	Barclays Bank	21,339
242	Wayfair Inc 'A'	Bank of America Merrill Lynch	5,269
1,707	Wayfair Inc 'A'	Barclays Bank	16,473
306	Wayfair Inc 'A'	Morgan Stanley	2,953
(557)	WD-40 Co	Bank of America Merrill Lynch	(8,622)
(916)	WD-40 Co	Barclays Bank	(2,895)
(1,279)	WD-40 Co	Goldman Sachs	(17,148)
(2,903)	WD-40 Co	HSBC	(41,136)
(11,712)	WD-40 Co	Morgan Stanley	(37,010)
10,951	Webster Financial Corp	Bank of America Merrill Lynch	67,349
5,141	Webster Financial Corp	Barclays Bank	17,428
6,019	Webster Financial Corp	Goldman Sachs	37,017
12,435	Webster Financial Corp	HSBC	38,964
59,845	Webster Financial Corp	Morgan Stanley	202,874

保有高	銘柄	取引相手	未実現評価益/ (損) (米ドル)
	米国(続き)		
(14,011)	WEC Energy Group Inc	Bank of America Merrill Lynch	(38,333)
(22,028)	WEC Energy Group Inc	Barclays Bank	(74,819)
(15,365)	WEC Energy Group Inc	Goldman Sachs	(71,792)
(17,289)	WEC Energy Group Inc	HSBC	(67,254)
(52,893)	WEC Energy Group Inc	Morgan Stanley	(181,423)
37,149	Weingarten Realty Investors (REIT)	Bank of America Merrill Lynch	86,606
22,390	Weingarten Realty Investors (REIT)	Barclays Bank	11,419
7,661	Weingarten Realty Investors (REIT)	Goldman Sachs	18,923
13,812	Weingarten Realty Investors (REIT)	HSBC	5,801
30,231	Weingarten Realty Investors (REIT)	Morgan Stanley	15,418
461	Weis Markets Inc	Bank of America Merrill Lynch	(382)
8,344	Weis Markets Inc	Goldman Sachs	5,173
2,795	Weis Markets Inc	HSBC	(204)
22,986	Weis Markets Inc	Morgan Stanley	(8,045)
(75,066)	Welbilt Inc	Bank of America Merrill Lynch	(90,830)
(6,233)	Welbilt Inc	Barclays Bank	(2,244)
(39,292)	Welbilt Inc	Goldman Sachs	(47,543)
(10,225)	Welbilt Inc	HSBC	(5,726)
(65,367)	Welbilt Inc	Morgan Stanley	(23,532)
82,550	Wells Fargo & Co	Bank of America Merrill Lynch	239,395
(18,794)	Wells Fargo & Co	Barclays Bank	(39,279)
19,525	Wells Fargo & Co	Barclays Bank	40,807
13,425	Wells Fargo & Co	Goldman Sachs	18,186
(8,415)	Wells Fargo & Co	HSBC	(6,984)
(12,238)	Wells Fargo & Co	Morgan Stanley	(25,577)
76,129	Wells Fargo & Co	Morgan Stanley	159,110
(7,130)	Welltower Inc (REIT)	Bank of America Merrill Lynch	(18,001)
(3,290)	Welltower Inc (REIT)	Barclays Bank	6,222
(5,173)	Welltower Inc (REIT)	Goldman Sachs	8,664
20,816	Welltower Inc (REIT)	Morgan Stanley	34,763
(1,147)	Wendy 's Co	Bank of America Merrill Lynch	(516)
27,660	Wendy 's Co	Bank of America Merrill Lynch	13,525
(1,730)	Wendy 's Co	Barclays Bank	(779)
(19,793)	Wendy 's Co	Goldman Sachs	(11,000)
9,062	Wendy 's Co	Goldman Sachs	3,653
(2,102)	Wendy 's Co	HSBC	273
(16,426)	Wendy 's Co	Morgan Stanley	(7,392)
(6,748)	Werner Enterprises Inc	Bank of America Merrill Lynch	(18,954)
4,249	Werner Enterprises Inc	Barclays Bank	8,923
(8,865)	Werner Enterprises Inc	Barclays Bank	(18,617)
(29,588)	Werner Enterprises Inc	Goldman Sachs	(149,715)
4,006	Werner Enterprises Inc	Goldman Sachs	20,270
10,922	Werner Enterprises Inc	HSBC	45,956
(18,727)	Werner Enterprises Inc	HSBC	(82,399)
4,237	Werner Enterprises Inc	Morgan Stanley	8,898

保有高	銘柄	取引相手	未実現評価益/ (損) (米ドル)
	米国(続き)		
(24,933)	Werner Enterprises Inc	Morgan Stanley	(52,359)
19,354	WesBanco Inc	Bank of America Merrill Lynch	50,106
40,181	WesBanco Inc	Barclays Bank	49,824
74,577	WesBanco Inc	Goldman Sachs	206,395
40,193	WesBanco Inc	HSBC	(28,229)
35,630	WesBanco Inc	Morgan Stanley	37,928
14,030	WESCO International Inc	Bank of America Merrill Lynch	78,919
5,854	WESCO International Inc	Barclays Bank	21,104
2,405	WESCO International Inc	Goldman Sachs	13,528
29,914	WESCO International Inc	HSBC	108,292
2,792	WESCO International Inc	Morgan Stanley	10,065
35,636	West BanCorp Inc	Bank of America Merrill Lynch	54,448
25,990	West BanCorp Inc	Goldman Sachs	42,104
4,096	West BanCorp Inc	HSBC	(527)
41,670	West BanCorp Inc	Morgan Stanley	25,419
403	West Pharmaceutical Services Inc	Bank of America Merrill Lynch	(1,411)
1,126	West Pharmaceutical Services Inc	Barclays Bank	(867)
(935)	West Pharmaceutical Services Inc	Barclays Bank	(3,443)
5,195	West Pharmaceutical Services Inc	Goldman Sachs	(18,183)
2,254	West Pharmaceutical Services Inc	HSBC	24,028
(1,281)	West Pharmaceutical Services Inc	HSBC	(13,655)
1,935	West Pharmaceutical Services Inc	Morgan Stanley	(1,490)
(5,046)	West Pharmaceutical Services Inc	Morgan Stanley	3,885
(2,473)	Westamerica BanCorp	Bank of America Merrill Lynch	(4,773)
(15,092)	Westamerica BanCorp	Barclays Bank	(3,622)
(14,109)	Westamerica BanCorp	Goldman Sachs	(27,230)
(7,863)	Westamerica BanCorp	HSBC	23,510
(8,853)	Westamerica BanCorp	Morgan Stanley	(2,125)
(13,824)	Western Alliance Bancorp	Bank of America Merrill Lynch	(93,032)
(11,730)	Western Alliance Bancorp	Barclays Bank	(39,838)
(10,413)	Western Alliance Bancorp	Goldman Sachs	(84,166)
(23,654)	Western Alliance Bancorp	HSBC	(100,287)
(24,013)	Western Alliance Bancorp	Morgan Stanley	(122,706)
35,298	Western Asset Mortgage Capital Corp (REIT)	Barclays Bank	(7,766)
10,451	Western Asset Mortgage Capital Corp (REIT)	Goldman Sachs	(314)
33,374	Western Asset Mortgage Capital Corp (REIT)	HSBC	(7,342)
48,973	Western Asset Mortgage Capital Corp (REIT)	Morgan Stanley	(10,774)
740	Western Digital Corp	Bank of America Merrill Lynch	3,337
(2,055)	Western Digital Corp	Barclays Bank	1,245
2,917	Western Digital Corp	Goldman Sachs	13,156
(2,703)	Western Digital Corp	Goldman Sachs	3,676
4,267	Western Digital Corp	HSBC	(2,048)
(15,809)	Western Digital Corp	HSBC	(21,145)
7,373	Western Digital Corp	Morgan Stanley	9,585
(15,313)	Western Midstream Partners LP	Barclays Bank	(4,441)

保有高	銘柄	取引相手	未実現評価益/ (損) (米ドル)
	米国(続き)		
(13,389)	Western Midstream Partners LP	HSBC	(28,251)
(95,079)	Western New England Bancorp Inc	Bank of America Merrill Lynch	(68,457)
(17,824)	Western Union Co	Bank of America Merrill Lynch	(26,825)
(6,678)	Western Union Co	Barclays Bank	(7,112)
(87,568)	Western Union Co	HSBC	(12,697)
(21,471)	Western Union Co	Morgan Stanley	(22,867)
(10,842)	Westinghouse Air Brake Technologies Corp	Bank of America Merrill Lynch	(85,652)
(3,751)	Westinghouse Air Brake Technologies Corp	Barclays Bank	(12,978)
(14,335)	Westinghouse Air Brake Technologies Corp	Goldman Sachs	(5,468)
(4,965)	Westinghouse Air Brake Technologies Corp	HSBC	(14,597)
(9,550)	Westinghouse Air Brake Technologies Corp	Morgan Stanley	(33,043)
5,063	Westlake Chemical Corp	Bank of America Merrill Lynch	41,820
23,597	Westlake Chemical Corp	Barclays Bank	65,599
14,961	Westlake Chemical Corp	Goldman Sachs	123,577
13,466	Westlake Chemical Corp	HSBC	46,613
24,895	Westlake Chemical Corp	Morgan Stanley	69,208
6,555	Westrock Co	Bank of America Merrill Lynch	23,433
23,963	Westrock Co	Barclays Bank	61,188
2,528	Westrock Co	Goldman Sachs	(2,405)
81,385	Westrock Co	Morgan Stanley	220,554
12,278	Westwood Holdings Group Inc	Bank of America Merrill Lynch	9,945
20,946	Westwood Holdings Group Inc	Goldman Sachs	16,966
7,655	Westwood Holdings Group Inc	Morgan Stanley	(1,301)
(1,651)	WEX Inc	Bank of America Merrill Lynch	(43,917)
860	WEX Inc	Bank of America Merrill Lynch	22,876
(1,109)	WEX Inc	Goldman Sachs	(29,499)
(4,473)	WEX Inc	HSBC	(60,341)
(3,610)	WEX Inc	Morgan Stanley	(30,216)
(16,672)	Weyco Group Inc	Bank of America Merrill Lynch	(12,337)
(2,159)	Weyco Group Inc	Barclays Bank	(410)
(6,619)	Weyco Group Inc	Goldman Sachs	(4,529)
(2,396)	Weyco Group Inc	HSBC	2,564
(1,612)	Weyco Group Inc	Morgan Stanley	(306)
(5,021)	Weyerhaeuser Co (REIT)	Bank of America Merrill Lynch	(15,616)
(24,354)	Weyerhaeuser Co (REIT)	Barclays Bank	(23,502)
(22,240)	Weyerhaeuser Co (REIT)	Goldman Sachs	(19,013)
(83,225)	Weyerhaeuser Co (REIT)	HSBC	(86,382)
(94,020)	Weyerhaeuser Co (REIT)	Morgan Stanley	(90,730)
(151)	Whirlpool Corp	Bank of America Merrill Lynch	(1,690)
(1,450)	Whirlpool Corp	HSBC	(10,716)
2,670	Whirlpool Corp	Morgan Stanley	774
(5,543)	Whirlpool Corp	Morgan Stanley	(1,607)
(507)	White Mountains Insurance Group Ltd	Bank of America Merrill Lynch	(17,935)
(127)	White Mountains Insurance Group Ltd	Barclays Bank	214
(209)	White Mountains Insurance Group Ltd	Goldman Sachs	(7,763)

保有高	銘柄	取引相手	未実現評価益/ (損) (米ドル)
	米国(続き)		
(200)	White Mountains Insurance Group Ltd	HSBC	(2,195)
(917)	White Mountains Insurance Group Ltd	Morgan Stanley	1,545
23,616	Whitestone REIT (REIT)	Bank of America Merrill Lynch	20,272
37,652	Whitestone REIT (REIT)	Barclays Bank	7,907
43,478	Whitestone REIT (REIT)	Goldman Sachs	42,608
60,618	Whitestone REIT (REIT)	HSBC	(6,668)
52,920	Whitestone REIT (REIT)	Morgan Stanley	11,113
64,184	WideOpenWest Inc	Bank of America Merrill Lynch	51,989
24,967	WideOpenWest Inc	Barclays Bank	(749)
32,984	WideOpenWest Inc	Goldman Sachs	26,717
6,877	WideOpenWest Inc	HSBC	4,401
13,220	WideOpenWest Inc	Morgan Stanley	(397)
(5,576)	Willdan Group Inc	Bank of America Merrill Lynch	(26,821)
(5,797)	Willdan Group Inc	Barclays Bank	(13,391)
(10,770)	Willdan Group Inc	HSBC	(33,387)
(14,989)	Willdan Group Inc	Morgan Stanley	(34,625)
6,907	Williams Cos Inc	Bank of America Merrill Lynch	7,114
8,088	Williams Cos Inc	Barclays Bank	1,132
(167)	Williams Cos Inc	Goldman Sachs	(172)
11,749	Williams Cos Inc	HSBC	3,760
(26,690)	Williams Cos Inc	HSBC	(15,933)
47,350	Williams Cos Inc	Morgan Stanley	6,629
(54,986)	Williams Cos Inc	Morgan Stanley	(7,698)
2,441	Williams-Sonoma Inc	Bank of America Merrill Lynch	31,153
4,354	Williams-Sonoma Inc	Barclays Bank	65,310
9,704	Williams-Sonoma Inc	Goldman Sachs	145,256
9,793	Williams-Sonoma Inc	HSBC	107,207
15,113	Williams-Sonoma Inc	Morgan Stanley	226,695
(4,491)	Willis Lease Finance Corp	Goldman Sachs	(36,018)
(2,918)	Willis Lease Finance Corp	HSBC	(15,582)
(5,722)	Willis Lease Finance Corp	Morgan Stanley	(30,498)
(678)	Willis Towers Watson Plc	Barclays Bank	(4,549)
(299)	Willis Towers Watson Plc	Goldman Sachs	(1,417)
(710)	Willis Towers Watson Plc	Morgan Stanley	(4,764)
5,916	WillScot Corp	Barclays Bank	1,597
31,310	WillScot Corp	Goldman Sachs	53,853
59,217	WillScot Corp	HSBC	68,692
27,876	WillScot Corp	Morgan Stanley	7,527
2,277	Wingstop Inc	Bank of America Merrill Lynch	(6,761)
2,165	Wingstop Inc	Barclays Bank	(1,841)
5,827	Wingstop Inc	Goldman Sachs	(34,900)
22,709	Wingstop Inc	HSBC	(157,875)
5,014	Wingstop Inc	Morgan Stanley	(2,667)
(5,327)	Winmark Corp	Bank of America Merrill Lynch	(54,938)
(1,057)	Winmark Corp	Goldman Sachs	(11,151)

保有高	銘柄	取引相手	未実現評価益/ (損) (米ドル)
	米国(続き)		
(2,045)	Winmark Corp	HSBC	14,233
(3,440)	Winmark Corp	Morgan Stanley	(22,394)
6,424	Winnebago Industries Inc	Bank of America Merrill Lynch	24,540
1,463	Winnebago Industries Inc	Barclays Bank	(5,267)
(8,245)	Winnebago Industries Inc	Barclays Bank	29,682
(2,228)	Winnebago Industries Inc	HSBC	(5,771)
2,651	Winnebago Industries Inc	Morgan Stanley	(7,782)
(8,951)	Winnebago Industries Inc	Morgan Stanley	32,224
10,625	Wintrust Financial Corp	Bank of America Merrill Lynch	109,119
6,378	Wintrust Financial Corp	Barclays Bank	29,275
10,202	Wintrust Financial Corp	Goldman Sachs	104,775
16,440	Wintrust Financial Corp	HSBC	88,513
21,368	Wintrust Financial Corp	Morgan Stanley	98,079
26,997	WisdomTree Investments Inc	Bank of America Merrill Lynch	8,504
104,786	WisdomTree Investments Inc	Barclays Bank	14,146
38,784	WisdomTree Investments Inc	Goldman Sachs	12,217
135,208	WisdomTree Investments Inc	HSBC	(16,441)
76,053	WisdomTree Investments Inc	Morgan Stanley	9,236
3,074	Wix.com Ltd	Morgan Stanley	(4,442)
13,460	Wolverine World Wide Inc	Bank of America Merrill Lynch	41,592
5,517	Wolverine World Wide Inc	Barclays Bank	2,372
18,392	Wolverine World Wide Inc	Goldman Sachs	56,831
13,432	Wolverine World Wide Inc	HSBC	10,884
(8,200)	Wolverine World Wide Inc	Morgan Stanley	(3,526)
40,304	Wolverine World Wide Inc	Morgan Stanley	17,330
202	Woodward Inc	Bank of America Merrill Lynch	2,870
2,764	Woodward Inc	Barclays Bank	16,860
7,324	Woodward Inc	Goldman Sachs	104,074
9,730	Woodward Inc	HSBC	59,451
18,285	Woodward Inc	Morgan Stanley	111,538
2,325	Workday Inc 'A'	Bank of America Merrill Lynch	62,891
8,823	Workday Inc 'A'	Goldman Sachs	238,662
3,070	Workday Inc 'A'	HSBC	48,506
6,601	Workday Inc 'A'	Morgan Stanley	87,133
234	Workiva Inc	Bank of America Merrill Lynch	245
4,207	Workiva Inc	Barclays Bank	4,207
6,128	Workiva Inc	Goldman Sachs	16,300
13,191	Workiva Inc	HSBC	13,098
7,642	Workiva Inc	Morgan Stanley	7,159
3,903	World Acceptance Corp	Bank of America Merrill Lynch	42,152
1,277	World Acceptance Corp	Barclays Bank	5,734
3,358	World Acceptance Corp	Goldman Sachs	36,266
3,256	World Acceptance Corp	HSBC	7,880
2,705	World Acceptance Corp	Morgan Stanley	12,145
1,351	World Fuel Services Corp	Bank of America Merrill Lynch	5,566

保有高	銘柄	取引相手	未実現評価益/ (損) (米ドル)
	米国(続き)		
9,715	World Fuel Services Corp	Goldman Sachs	40,026
2,550	World Fuel Services Corp	HSBC	2,372
12,357	World Fuel Services Corp	Morgan Stanley	17,300
(7,812)	World Wrestling Entertainment Inc 'A'	Bank of America Merrill Lynch	(33,045)
1,769	World Wrestling Entertainment Inc 'A'	Bank of America Merrill Lynch	3,483
(1,603)	World Wrestling Entertainment Inc 'A'	Barclays Bank	(2,180)
5,442	World Wrestling Entertainment Inc 'A'	Barclays Bank	7,401
(5,073)	World Wrestling Entertainment Inc 'A'	HSBC	964
(698)	World Wrestling Entertainment Inc 'A'	Morgan Stanley	(949)
(8,877)	Worthington Industries Inc	Bank of America Merrill Lynch	(45,095)
(7,774)	Worthington Industries Inc	Barclays Bank	(18,813)
(25,942)	Worthington Industries Inc	Goldman Sachs	(131,785)
(34,410)	Worthington Industries Inc	HSBC	(93,595)
(43,351)	Worthington Industries Inc	Morgan Stanley	(104,909)
(38,482)	WP Carey Inc (REIT)	Bank of America Merrill Lynch	(202,800)
(4,480)	WP Carey Inc (REIT)	Barclays Bank	4,435
(3,308)	WP Carey Inc (REIT)	Goldman Sachs	(15,736)
(7,205)	WP Carey Inc (REIT)	HSBC	12,685
(38,430)	WP Carey Inc (REIT)	Morgan Stanley	38,046
(30,331)	WPX Energy Inc	Bank of America Merrill Lynch	(11,526)
78,804	WPX Energy Inc	Bank of America Merrill Lynch	29,946
9,685	WPX Energy Inc	Barclays Bank	(872)
(4,094)	WPX Energy Inc	Goldman Sachs	(1,556)
(6,992)	WPX Energy Inc	HSBC	2,028
(42,427)	WPX Energy Inc	Morgan Stanley	3,818
13,738	WR Berkley Corp	Bank of America Merrill Lynch	121,483
2,534	WR Berkley Corp	Barclays Bank	3,396
15,556	WR Berkley Corp	Goldman Sachs	139,448
12,526	WR Berkley Corp	HSBC	74,249
33,317	WR Berkley Corp	Morgan Stanley	44,645
(1,645)	WR Grace & Co	Bank of America Merrill Lynch	(7,584)
(7,039)	WR Grace & Co	Barclays Bank	4,223
(8,373)	WR Grace & Co	Goldman Sachs	(38,600)
(21,062)	WR Grace & Co	HSBC	6,126
(5,955)	WR Grace & Co	Morgan Stanley	3,573
4,614	Wrap Technologies Inc	Bank of America Merrill Lynch	3,645
7,727	Wrap Technologies Inc	Barclays Bank	4,868
5,182	Wrap Technologies Inc	Morgan Stanley	3,265
13,285	WSFS Financial Corp	Bank of America Merrill Lynch	47,162
12,788	WSFS Financial Corp	Barclays Bank	21,356
31,639	WSFS Financial Corp	Goldman Sachs	112,318
15,050	WSFS Financial Corp	HSBC	15,327
32,793	WSFS Financial Corp	Morgan Stanley	54,764
(877)	WW Grainger Inc	Bank of America Merrill Lynch	(26,328)
3,284	WW Grainger Inc	Bank of America Merrill Lynch	98,586

保有高	銘柄	取引相手	未実現評価益/ (損) (米ドル)
	米国(続き)		
(2,259)	WW Grainger Inc	Barclays Bank	(35,918)
1,412	WW Grainger Inc	Barclays Bank	22,451
(2,735)	WW Grainger Inc	Goldman Sachs	(82,105)
(1,665)	WW Grainger Inc	Morgan Stanley	(26,474)
1,902	WW Grainger Inc	Morgan Stanley	30,242
(2,208)	WW International Inc	Bank of America Merrill Lynch	883
16,130	WW International Inc	Barclays Bank	(23,389)
5,070	WW International Inc	Goldman Sachs	(2,028)
33,636	WW International Inc	HSBC	(32,041)
(3,397)	Wyndham Destinations Inc	Bank of America Merrill Lynch	(27,940)
(9,220)	Wyndham Destinations Inc	Barclays Bank	(29,089)
10,238	Wyndham Destinations Inc	HSBC	35,023
12,998	Wyndham Destinations Inc	Morgan Stanley	41,009
(2,738)	Wyndham Hotels & Resorts Inc	Bank of America Merrill Lynch	(13,608)
(3,218)	Wyndham Hotels & Resorts Inc	Barclays Bank	2,703
(1,543)	Wyndham Hotels & Resorts Inc	Goldman Sachs	(7,669)
(636)	Wyndham Hotels & Resorts Inc	HSBC	(2,608)
(12,892)	Wyndham Hotels & Resorts Inc	Morgan Stanley	10,829
8,595	Wynn Resorts Ltd	Bank of America Merrill Lynch	35,428
(3,494)	Wynn Resorts Ltd	Barclays Bank	(8,788)
1,964	Wynn Resorts Ltd	Barclays Bank	7,188
(313)	Wynn Resorts Ltd	Goldman Sachs	1,010
(1,652)	Wynn Resorts Ltd	HSBC	8,310
2,543	Wynn Resorts Ltd	HSBC	7,567
(7,960)	Wynn Resorts Ltd	Morgan Stanley	(29,134)
1,292	Wynn Resorts Ltd	Morgan Stanley	4,729
6,616	X4 Pharmaceuticals Inc	Bank of America Merrill Lynch	(1,408)
7,804	X4 Pharmaceuticals Inc	Barclays Bank	(2,029)
2,733	X4 Pharmaceuticals Inc	Goldman Sachs	(847)
3,686	X4 Pharmaceuticals Inc	HSBC	(2,027)
2,715	X4 Pharmaceuticals Inc	Morgan Stanley	(919)
(19,014)	XBiotech Inc	Barclays Bank	7,986
(1,759)	XBiotech Inc	HSBC	3,113
56,748	Xcel Energy Inc	Bank of America Merrill Lynch	348,432
2,251	Xcel Energy Inc	Barclays Bank	8,239
15,058	Xcel Energy Inc	Goldman Sachs	92,456
65,602	Xcel Energy Inc	HSBC	243,778
51,967	Xcel Energy Inc	Morgan Stanley	146,533
9,010	Xencor Inc	Bank of America Merrill Lynch	(11,352)
15,948	Xencor Inc	Barclays Bank	(20,892)
10,208	Xencor Inc	Goldman Sachs	(13,003)
11,693	Xencor Inc	HSBC	(35,313)
13,292	Xencor Inc	Morgan Stanley	(17,412)
(21,833)	Xenia Hotels & Resorts Inc (REIT)	Bank of America Merrill Lynch	(36,898)
(15,320)	Xenia Hotels & Resorts Inc (REIT)	Barclays Bank	(16,852)

保有高	銘柄	取引相手	未実現評価益/ (損) (米ドル)
	米国(続き)		
(51,864)	Xenia Hotels & Resorts Inc (REIT)	Goldman Sachs	(87,650)
(35,119)	Xenia Hotels & Resorts Inc (REIT)	HSBC	(351)
(14,836)	Xenia Hotels & Resorts Inc (REIT)	Morgan Stanley	(16,320)
(23,675)	Xeris Pharmaceuticals Inc	Barclays Bank	16,573
(32,699)	Xeris Pharmaceuticals Inc	Goldman Sachs	(43,163)
(14,369)	Xeris Pharmaceuticals Inc	HSBC	(26,870)
(6,500)	Xeris Pharmaceuticals Inc	Morgan Stanley	4,550
(1,782)	Xerox Holdings Corp	Bank of America Merrill Lynch	(2,228)
4,377	Xerox Holdings Corp	Bank of America Merrill Lynch	(7,895)
(2,369)	Xerox Holdings Corp	Barclays Bank	1,990
(4,402)	Xerox Holdings Corp	Goldman Sachs	(5,503)
42,350	Xerox Holdings Corp	Goldman Sachs	(43,542)
(17,727)	Xerox Holdings Corp	HSBC	35,277
(17,650)	Xerox Holdings Corp	Morgan Stanley	14,826
(3,728)	Xilinx Inc	Barclays Bank	(13,346)
(21,287)	Xilinx Inc	Goldman Sachs	(147,732)
1,827	Xilinx Inc	Goldman Sachs	12,679
(2,006)	Xilinx Inc	HSBC	(6,640)
(4,921)	Xilinx Inc	Morgan Stanley	(17,617)
18,914	Xilinx Inc	Morgan Stanley	67,712
(9,093)	XOMA Corp	Goldman Sachs	(15,458)
(5,535)	XOMA Corp	Morgan Stanley	1,384
(429)	XP Inc 'A'	Bank of America Merrill Lynch	(1,437)
(8,254)	XP Inc 'A'	Barclays Bank	(8,749)
(5,228)	XP Inc 'A'	Goldman Sachs	(17,514)
(4,414)	XP Inc 'A'	HSBC	(20,967)
(9,013)	XP Inc 'A'	Morgan Stanley	(9,554)
6,064	XPEL Inc	Bank of America Merrill Lynch	11,646
1,720	XPEL Inc	Barclays Bank	2,030
5,305	XPEL Inc	HSBC	10,955
10,831	XPEL Inc	Morgan Stanley	12,781
(7,847)	Xperi Corp	Barclays Bank	11,064
(12,918)	Xperi Corp	HSBC	25,707
(8,357)	Xperi Corp	Morgan Stanley	11,783
(1,532)	XPO Logistics Inc	Bank of America Merrill Lynch	(20,023)
(835)	XPO Logistics Inc	Barclays Bank	(1,486)
(2,468)	XPO Logistics Inc	Goldman Sachs	(32,257)
(3,686)	XPO Logistics Inc	HSBC	(33,137)
(8,299)	XPO Logistics Inc	Morgan Stanley	(14,773)
9,764	Xylem Inc	Bank of America Merrill Lynch	79,577
30,923	Xylem Inc	Barclays Bank	117,399
11,503	Xylem Inc	Goldman Sachs	93,750
15,266	Xylem Inc	HSBC	50,989
30,446	Xylem Inc	Morgan Stanley	125,438
(8,539)	Yandex NV 'A'	Barclays Bank	1,878

保有高	銘柄	取引相手	未実現評価益/ (損) (米ドル)
	米国(続き)		
(15,162)	Yandex NV 'A'	Goldman Sachs	(15,920)
(12,583)	Yandex NV 'A'	HSBC	8,808
(12,890)	Yandex NV 'A'	Morgan Stanley	2,836
6,346	Yelp Inc	Bank of America Merrill Lynch	7,582
26,119	Yelp Inc	Barclays Bank	20,373
12,156	Yelp Inc	Goldman Sachs	18,040
14,891	Yelp Inc	HSBC	(12,343)
45,447	Yelp Inc	Morgan Stanley	35,448
10,053	YETI Holdings Inc	Barclays Bank	14,476
6,069	YETI Holdings Inc	Goldman Sachs	7,953
12,180	YETI Holdings Inc	HSBC	28,045
19,376	YETI Holdings Inc	Morgan Stanley	27,901
8,758	Yext Inc	Bank of America Merrill Lynch	14,932
(12,633)	Yext Inc	Barclays Bank	(5,748)
12,653	Yext Inc	Barclays Bank	5,757
28,011	Yext Inc	Goldman Sachs	47,759
(8,626)	Yext Inc	Goldman Sachs	(14,707)
(5,907)	Yext Inc	HSBC	(6,232)
21,381	Yext Inc	HSBC	22,557
(12,453)	Yext Inc	Morgan Stanley	(5,666)
47,607	Yext Inc	Morgan Stanley	21,661
3,314	Y-mAbs Therapeutics Inc	Bank of America Merrill Lynch	(2,154)
2,592	Y-mAbs Therapeutics Inc	Barclays Bank	570
1,164	Y-mAbs Therapeutics Inc	Goldman Sachs	(757)
2,755	Y-mAbs Therapeutics Inc	HSBC	(5,207)
6,469	Y-mAbs Therapeutics Inc	Morgan Stanley	1,423
16,627	York Water Co	Bank of America Merrill Lynch	53,040
6,477	York Water Co	Barclays Bank	7,578
9,608	York Water Co	Goldman Sachs	30,650
9,009	York Water Co	HSBC	13,075
10,917	York Water Co	Morgan Stanley	12,773
6,885	YPF SA ADR	Goldman Sachs	2,105
45,162	YPF SA ADR	HSBC	20,261
12,087	YPF SA ADR	Morgan Stanley	846
(51,388)	YRC Worldwide Inc	Bank of America Merrill Lynch	(3,083)
(58,785)	YRC Worldwide Inc	Barclays Bank	(6,466)
(78,703)	YRC Worldwide Inc	Goldman Sachs	(4,722)
(17,727)	YRC Worldwide Inc	HSBC	(177)
(3,906)	YRC Worldwide Inc	Morgan Stanley	(430)
(3,875)	Yum China Holdings Inc	Bank of America Merrill Lynch	9,610
(1,481)	Yum China Holdings Inc	Barclays Bank	(2,310)
(2,670)	Yum China Holdings Inc	Goldman Sachs	5,233
(5,626)	Yum China Holdings Inc	HSBC	18,903
(12,339)	Yum China Holdings Inc	Morgan Stanley	(19,249)
(1,001)	Yum! Brands Inc	Bank of America Merrill Lynch	(4,141)

保有高	銘柄	取引相手	未実現評価益/ (損) (米ドル)
	米国(続き)		
(15,428)	Yum! Brands Inc	Barclays Bank	(44,279)
(3,783)	Yum! Brands Inc	Goldman Sachs	(16,110)
(2,434)	Yum! Brands Inc	HSBC	(9,590)
(10,440)	Yum! Brands Inc	Morgan Stanley	(29,963)
(25,209)	ZAGG Inc	Bank of America Merrill Lynch	1,513
(17,982)	ZAGG Inc	Barclays Bank	3,776
(50,267)	ZAGG Inc	Goldman Sachs	3,016
(10,414)	ZAGG Inc	HSBC	3,124
(8,097)	ZAGG Inc	Morgan Stanley	1,700
779	Zebra Technologies Corp 'A'	Bank of America Merrill Lynch	31,433
(1,128)	Zebra Technologies Corp 'A'	Bank of America Merrill Lynch	(45,515)
381	Zebra Technologies Corp 'A'	Barclays Bank	5,566
(1,000)	Zebra Technologies Corp 'A'	Barclays Bank	(14,610)
1,537	Zebra Technologies Corp 'A'	Goldman Sachs	62,018
(870)	Zebra Technologies Corp 'A'	Goldman Sachs	(22,573)
225	Zebra Technologies Corp 'A'	HSBC	3,427
(268)	Zebra Technologies Corp 'A'	HSBC	(4,082)
477	Zebra Technologies Corp 'A'	Morgan Stanley	6,969
(313)	Zebra Technologies Corp 'A'	Morgan Stanley	(4,573)
5,842	Zendesk Inc	Bank of America Merrill Lynch	54,270
12,620	Zendesk Inc	Barclays Bank	28,648
3,986	Zendesk Inc	Goldman Sachs	38,465
1,107	Zendesk Inc	HSBC	7,007
13,161	Zendesk Inc	Morgan Stanley	27,888
(4,320)	Zentalis Pharmaceuticals Inc	Bank of America Merrill Lynch	(8,695)
(8,927)	Zentalis Pharmaceuticals Inc	Barclays Bank	(27,049)
(913)	Zentalis Pharmaceuticals Inc	Goldman Sachs	(2,739)
(3,659)	Zillow Group Inc 'C'	Bank of America Merrill Lynch	(29,308)
(3,329)	Zillow Group Inc 'C'	Barclays Bank	(966)
(7,013)	Zillow Group Inc 'C'	HSBC	(36,005)
(8,084)	Zillow Group Inc 'C'	Morgan Stanley	(2,345)
(10,340)	Zimmer Biomet Holdings Inc	Bank of America Merrill Lynch	(154,893)
(1,369)	Zimmer Biomet Holdings Inc	Barclays Bank	(5,435)
(9,247)	Zimmer Biomet Holdings Inc	Goldman Sachs	(138,520)
(1,616)	Zimmer Biomet Holdings Inc	HSBC	(8,904)
(2,959)	Zimmer Biomet Holdings Inc	Morgan Stanley	(11,747)
25,385	Zions Bancorp NA	Bank of America Merrill Lynch	128,034
53,501	Zions Bancorp NA	Barclays Bank	163,713
8,910	Zions Bancorp NA	Goldman Sachs	55,509
9,654	Zions Bancorp NA	HSBC	25,198
77,593	Zions Bancorp NA	Morgan Stanley	237,435
(138,152)	ZIOPHARM Oncology Inc	Barclays Bank	51,116
(26,842)	ZIOPHARM Oncology Inc	HSBC	(8,589)
(18,596)	Zix Corp	Barclays Bank	(3,533)
(3,184)	Zix Corp	Goldman Sachs	(3,471)

保有高	銘柄	取引相手	未実現評価益/ (損) (米ドル)
	米国(続き)		
(13,572)	Zix Corp	HSBC	(950)
(14,407)	Zix Corp	Morgan Stanley	(2,737)
2,483	Zoetis Inc	Bank of America Merrill Lynch	26,022
777	Zoetis Inc	Barclays Bank	6,107
4,545	Zoetis Inc	Goldman Sachs	45,941
11,433	Zoetis Inc	HSBC	133,214
25,997	Zoetis Inc	Morgan Stanley	202,170
(2,992)	Zogenix Inc	Barclays Bank	3,471
(15,871)	Zogenix Inc	Goldman Sachs	(19,363)
(8,850)	Zogenix Inc	HSBC	(27,789)
(24,131)	Zogenix Inc	Morgan Stanley	27,991
4,306	Zoom Video Communications Inc 'A'	Barclays Bank	2,842
346	Zoom Video Communications Inc 'A'	HSBC	4,760
6,899	Zoom Video Communications Inc 'A'	Morgan Stanley	5,886
3,228	Zscaler Inc	Bank of America Merrill Lynch	49,033
628	Zscaler Inc	Barclays Bank	9,194
7,077	Zscaler Inc	Goldman Sachs	107,500
7,049	Zscaler Inc	HSBC	120,818
8,811	Zscaler Inc	Morgan Stanley	128,993
8,412	Zumiez Inc	Barclays Bank	22,470
2,226	Zumiez Inc	Goldman Sachs	9,674
13,647	Zumiez Inc	HSBC	51,498
12,671	Zumiez Inc	Morgan Stanley	38,773
3,640	Zuora Inc 'A'	Bank of America Merrill Lynch	3,604
(1,536)	Zuora Inc 'A'	Bank of America Merrill Lynch	(1,521)
(34,343)	Zuora Inc 'A'	Barclays Bank	16,828
(37,575)	Zuora Inc 'A'	Goldman Sachs	(37,199)
6,932	Zuora Inc 'A'	Goldman Sachs	6,863
2,759	Zuora Inc 'A'	HSBC	855
(16,742)	Zuora Inc 'A'	HSBC	(5,190)
15,995	Zuora Inc 'A'	Morgan Stanley	(7,838)
(2,084)	Zuora Inc 'A'	Morgan Stanley	1,021
(4,049)	Zymeworks Inc	Barclays Bank	(7,005)
(966)	Zymeworks Inc	Goldman Sachs	(386)
(1,370)	Zymeworks Inc	Morgan Stanley	(2,370)
(49,856)	Zynerba Pharmaceuticals Inc	Barclays Bank	60,824
(12,937)	Zynerba Pharmaceuticals Inc	Goldman Sachs	(16,171)
(11,987)	Zynerba Pharmaceuticals Inc	HSBC	(15,223)
2,790	Zynex Inc	Bank of America Merrill Lynch	(3,627)
3,434	Zynex Inc	Barclays Bank	2,438
4,308	Zynex Inc	Goldman Sachs	(5,600)
3,159	Zynex Inc	HSBC	3,728
(9,374)	Zynga Inc 'A'	Barclays Bank	(609)
(47,544)	Zynga Inc 'A'	Goldman Sachs	(19,255)
131,079	Zynga Inc 'A'	HSBC	88,478

保有高	銘柄	取引相手	未実現評価益/ (損) (米ドル)
	米国(続き)		
(58,084)	Zynga Inc 'A'	HSBC	(39,207)
(26,628)	Zynga Inc 'A'	Morgan Stanley	(1,731)
			<u>878,232</u>
	合計(基礎となるエクスポージャー総額 - 6,468,063,622米ドル)		<u>1,666,568</u>

* 当証券は投資運用会社と協議の上で評価されている。注記2(a)に詳述のとおり、当証券は会計年度末現在で公正価値評価、または算定が中止されている。

0.5米ドル未満の金額は端数切捨てにより0と表示されている。

添付の注記は、これらの財務書類の不可分の一部である。

スワップ 2020年5月31日現在

種類	想定金額	摘要	取引相手	満期日	未実現純評価 益/(損) (米ドル)	時価 (米ドル)
TRS	USD 24,813	ファンドは3ヶ月LIBORを受け取り、MSCI Chile Net USD Indexを支払う	Morgan Stanley	18/12/2020	(1,375,707)	(1,375,707)
TRS	USD 9,113	ファンドは3ヶ月LIBORを受け取り、MSCI Chile Net USD Indexを支払う	Morgan Stanley	12/3/2021	21,907	21,907
合計(基礎となるエクスポージャー総額 - 7,647,300米ドル)					(1,353,800)	(1,353,800)

TRS: ト・タル・リターン・スワップ

未決済先渡為替予約 2020年5月31日現在

通貨	買予約	通貨	売予約	取引相手	期日	未実現純評価益/ (損) (米ドル)
ヘッジを使用したスイス・フラン建投資証券クラス						
CHF	2,042,825	USD	2,106,835	State Street Bank & Trust Company	15/6/2020	14,724
USD	27,979	CHF	27,162	State Street Bank & Trust Company	15/6/2020	(230)
						14,494
ヘッジを使用したユーロ建投資証券クラス						
EUR	367,997,688	USD	399,099,545	State Street Bank & Trust Company	15/6/2020	10,197,874
USD	18,412,399	EUR	16,837,864	State Street Bank & Trust Company	15/6/2020	(315,150)
						9,882,724
ヘッジを使用した英ポンド建投資証券クラス						
GBP	98,845	USD	122,079	State Street Bank & Trust Company	15/6/2020	5
USD	1,616	GBP	1,330	State Street Bank & Trust Company	15/6/2020	(26)
						(21)
ヘッジを使用した日本円建投資証券クラス						
JPY	26,141,701,126	USD	243,413,287	State Street Bank & Trust Company	15/6/2020	(341,939)
USD	5,428,694	JPY	582,636,948	State Street Bank & Trust Company	15/6/2020	11,206
						(330,733)
ヘッジを使用したスウェーデン・クローネ建投資証券クラス						
SEK	342,421,455	USD	34,979,456	State Street Bank & Trust Company	15/6/2020	1,263,089
USD	586,420	SEK	5,724,468	State Street Bank & Trust Company	15/6/2020	(19,467)
						1,243,622
合計(基礎となるエクスポージャー総額 - 715,635,731米ドル)						10,810,086

添付の注記は、これらの財務書類の不可分の一部である。

業種別内訳 2020年5月31日現在

	純資産比率 (%)
金融	67.05
政府	29.90
エネルギー	2.02
資産担保証券	0.75
消費財、非循環型	0.05
通信	0.03
技術	0.01
投資有価証券 - 時価	99.81
その他の純資産	0.19
	100.00

添付の注記は、これらの財務書類の不可分の一部である。

ブラックロック・ICS・USTレジャーリー・ファンド

要約損益計算書

2020年3月31日に終了した会計期間

	2020年3月31日に 終了した会計期間	2019年3月31日に 終了した会計期間
	千米ドル	千米ドル
営業収益	114,639	136,200
金融商品に係る純利益	111	149
投資収益合計	114,750	136,349
営業費用	(11,511)	(9,731)
純営業利益 / (費用)	103,239	126,618
財務費用：		
償還可能投資証券保有者への分配金	(99,813)	(120,083)
財務費用合計	(99,813)	(120,083)
純利益	3,426	6,535
償還可能投資証券保有者に帰属する純資産の増加	3,426	6,535

本要約損益計算書に計上された損益以外で当会計期間に認識された損益はない。

添付の注記は、これらの財務書類の不可分の一部である。

ブラックロック・ICS・USTレジャーリー・ファンド

償還可能投資証券保有者に帰属する要約純資産変動計算書

2020年3月31日に終了した会計期間

	2020年3月31日に 終了した会計期間	2019年3月31日に 終了した会計期間
	千米ドル	千米ドル
期首純資産	14,146,140	11,308,849
償還可能投資証券保有者に帰属する純資産の増加	3,426	6,535
投資証券取引：		
償還可能投資証券の発行	69,747,935	30,997,407
償還可能投資証券の買戻	(60,032,664)	(32,071,854)
分配金再投資額	50,078	37,689
投資証券取引による純資産の増加 / (減少)	9,765,349	(1,036,758)
期末純資産	23,914,915	10,278,626

添付の注記は、これらの財務書類の不可分の一部である。

ブラックロック・ICS・USTレジャー・ファンド
要約貸借対照表
2020年3月31日現在

	2020年3月31日現在	2019年9月30日現在
	千米ドル	千米ドル
流動資産		
現金	348,307	377,875
未収金	18,806	11,789
損益を通じて公正価値で測定する金融資産	24,972,917	13,842,168
流動資産合計	25,340,030	14,231,832
流動負債		
未払金	1,425,115	85,692
流動負債合計	1,425,115	85,692
償還可能投資証券保有者に帰属する純資産	23,914,915	14,146,140

添付の注記は、これらの財務書類の不可分の一部である。

ブラックロック・ICS・USTレジャリー・ファンド

投資有価証券明細表 2020年3月31日現在

保有高	通貨	銘柄	公正価値 (千円ドル)	純資産比率 (%)
債券				
国債(2019年9月30日:38.78%)				
米国(2019年9月30日:38.78%)				
50,115,000	USD	US Treasury, 2.38%, 30/04/2020	50,135	0.21
45,810,000	USD	US Treasury, 1.50%, 15/05/2020	45,781	0.19
116,005,000	USD	US Treasury, 3.50%, 15/05/2020	116,230	0.49
68,695,000	USD	US Treasury, 1.38%, 01/06/2020	68,668	0.29
53,500,000	USD	US Treasury, 1.50%, 01/06/2020	53,479	0.22
3,030,000	USD	US Treasury, 1.63%, 30/06/2020	3,028	0.01
43,015,000	USD	US Treasury, 2.63%, 15/08/2020	43,177	0.18
11,315,000	USD	US Treasury, 1.38%, 31/08/2020	11,303	0.05
19,325,000	USD	US Treasury, 2.13%, 31/08/2020	19,365	0.08
8,080,000	USD	US Treasury, 2.63%, 31/08/2020	8,113	0.03
54,640,000	USD	US Treasury, 1.38%, 15/09/2020	54,739	0.23
36,370,000	USD	US Treasury, 1.38%, 30/09/2020	36,326	0.15
14,940,000	USD	US Treasury, 2.75%, 30/09/2020	15,023	0.06
13,405,000	USD	US Treasury, 1.75%, 16/11/2020	13,416	0.06
25,685,000	USD	US Treasury, 2.63%, 16/11/2020	25,841	0.11
114,510,000	USD	US Treasury, 1.63%, 30/11/2020	114,512	0.48
89,655,000	USD	US Treasury, 2.00%, 30/11/2020	89,880	0.38
150,255,000	USD	US Treasury, 2.75%, 30/11/2020	152,147	0.64
23,160,000	USD	US Treasury, 1.75%, 31/12/2020	23,176	0.10
18,070,000	USD	US Treasury, 2.38%, 31/12/2020	18,237	0.08
233,630,000	USD	US Treasury, 2.50%, 31/12/2020	235,132	0.98
26,590,000	USD	US Treasury, 3.63%, 15/02/2021	27,295	0.11
110,000,000	USD	US Treasury, 2.50%, 28/02/2021	111,745	0.47
38,300,000	USD	US Treasury, 2.25%, 31/03/2021	38,963	0.16
467,075,000	USD	US Treasury, FRN, 0.12%, 30/04/2020	467,033	1.95
943,610,000	USD	US Treasury, FRN, 0.13%, 31/07/2020	943,261	3.94
2,171,000,000	USD	US Treasury, FRN, 0.13%, 31/10/2020	2,169,340	9.07
2,030,000,000	USD	US Treasury, FRN, 0.20%, 01/02/2021	2,029,906	8.49
79,410,000	USD	US Treasury Bill, 0.00%, 07/04/2020	79,402	0.33
208,605,000	USD	US Treasury Bill, 0.00%, 09/04/2020	208,529	0.87
62,515,000	USD	US Treasury Bill, 0.00%, 16/04/2020	62,473	0.26
500,000,000	USD	US Treasury Bill, 0.00%, 21/04/2020	499,735	2.09
825,400,000	USD	US Treasury Bill, 0.00%, 23/04/2020	824,519	3.45
150,000,000	USD	US Treasury Bill, 0.00%, 30/04/2020	149,805	0.63
6,120,000	USD	US Treasury Bill, 0.00%, 05/05/2020	6,116	0.03
98,895,000	USD	US Treasury Bill, 0.00%, 07/05/2020	98,743	0.41
692,140,000	USD	US Treasury Bill, 0.00%, 14/05/2020	691,491	2.89
97,860,000	USD	US Treasury Bill, 0.00%, 09/06/2020	97,847	0.41
950,000,000	USD	US Treasury Bill, 0.00%, 02/07/2020	949,800	3.97
250,000,000	USD	US Treasury Bill, 0.00%, 30/07/2020	248,725	1.04
24,710,000	USD	US Treasury Bill, 0.00%, 20/08/2020	24,564	0.10

保有高	通貨	銘柄	公正価値 (千米ドル)	純資産比率 (%)
米国(2019年9月30日:38.78%)(続き)				
48,175,000	USD	US Treasury Bill, 0.00%, 03/09/2020	48,006	0.20
28,330,000	USD	US Treasury Bill, 0.00%, 10/09/2020	28,108	0.12
140,000,000	USD	US Treasury Bill, 0.00%, 17/09/2020	139,803	0.58
米国合計			11,142,917	46.59
国債に対する投資合計			11,142,917	46.59
債券に対する投資合計			11,142,917	46.59

保有高	通貨	取引相手	金利	期日	公正価値 (千米ドル)	純資産比率 (%)
リバースレポ取引 ¹ (2019年9月30日:59.07%)						
フランス(2019年9月30日:0.78%)						
110,000,000	USD	Natixis	0.01%	31/12/2020	110,000	0.46
フランス合計					110,000	0.46

米国(2019年9月30日:58.29%)						
553,000,000	USD	Bank of Nova Scotia	0.01%	01/04/2020	553,000	2.31
2,900,000,000	USD	Barclays	0.01%	01/04/2020	2,900,000	12.13
2,700,000,000	USD	BNP Paribas	0.01%	01/04/2020	2,700,000	11.29
683,000,000	USD	BofA Securities	0.01%	01/04/2020	683,000	2.85
100,000,000	USD	BofA Securities	0.01%	01/04/2020	100,000	0.42
200,000,000	USD	Citigroup	0.02%	01/04/2020	200,000	0.84
60,000,000	USD	Citigroup	0.01%	01/04/2020	60,000	0.25
2,900,000,000	USD	Credit Suisse	0.01%	01/04/2020	2,900,000	12.13
521,000,000	USD	HSBC	0.01%	01/04/2020	521,000	2.18
2,141,000,000	USD	Societe Generale	0.01%	01/04/2020	2,141,000	8.95
624,000,000	USD	TD Securities (USA)	0.01%	01/04/2020	624,000	2.61
338,000,000	USD	Wells Fargo	0.01%	01/04/2020	338,000	1.41
米国合計					13,720,000	57.37
リバースレポ取引に対する投資合計					13,830,000	57.83

損益を通じて公正価値で測定する金融資産合計	24,972,917	104.42
現金	348,307	1.46
その他の資産および負債	(1,406,309)	(5.88)
償還可能参加型投資証券保有者に帰属する純資産	23,914,915	100.00

資産合計額の内訳	資産合計に 対する割合 (%)
公認の証券取引所に上場されている譲渡可能な有価証券合計	27.56
その他の規制市場で取引されている譲渡可能な有価証券	70.99
その他の資産	1.45
資産合計	100.00

¹ 担保として保有する有価証券は13,965,828,000米ドルであった。

2【ファンドの現況】

【純資産額計算書】(2020年12月末現在)

「サイエンティフィック・エクイティ・ファンド」

資産総額	451,558,639円
負債総額	306,204円
純資産総額(-)	451,252,435円
発行済数量	449,831,625口
1 単位当たり純資産額(/)	1.0032円

(参考情報)

「アメリカズ・ロングショート・マザーファンド」

資産総額	1,478,328,958円
負債総額	33,072円
純資産総額(-)	1,478,295,886円
発行済数量	1,193,904,003口
1 単位当たり純資産額(/)	1.2382円

第4【内国投資信託受益証券事務の概要】

- 1 受益証券の名義書換え等
該当事項はありません。
- 2 受益者名簿の閉鎖の時期
受益者名簿は作成していません。
- 3 投資者に対する特典
該当事項はありません。
- 4 内国投資信託受益証券の譲渡制限の内容
ファンド受益証券の譲渡制限は設けておりません。
- 5 受益証券の再発行
投資者は、委託会社がやむを得ない事情等により受益証券を発行する場合を除き、無記名式受益証券から記名式受益証券への変更の請求、記名式受益証券から無記名式受益証券への変更の請求、受益証券の再発行の請求を行なわないものとします。
- 6 受益権の譲渡
投資者は、その保有する受益権を譲渡する場合には、当該投資者の譲渡の対象とする受益権が記載または記録されている振替口座簿に係る振替機関等に振替の申請をするものとします。
申請のある場合には、の振替機関等は、当該譲渡に係る譲渡人の保有する受益権の口数の減少および譲受人の保有する受益権の口数の増加につき、その備える振替口座簿に記載または記録するものとします。ただし、の振替機関等が振替先口座を開設したものでない場合には、譲受人の振替先口座を開設した他の振替機関等（当該他の振替機関等の上位機関を含みます。）に社振法の規定にしたがい、譲受人の振替先口座に受益権の口数の増加の記載または記録が行なわれるよう通知するものとします。
の振替について、委託会社は、当該投資者の譲渡の対象とする受益権が記載または記録されている振替口座簿に係る振替機関等と譲受人の振替先口座を開設した振替機関等が異なる場合等において、委託会社が必要と認めたときまたはやむをえない事情があると判断したときは、振替停止日や振替停止期間を設けることができます。
- 7 受益権の譲渡の対抗要件
受益権の譲渡は、振替口座簿への記載または記録によらなければ、委託会社および受託会社に対抗することができません。
- 8 受益権の再分割
委託会社は、受益権の再分割を行いません。ただし、受託会社と協議のうえ、社振法に定めるところにしたがい、一定日現在の受益権を均等に再分割できるものとします。
- 9 償還金
償還金は、償還日において振替機関等の振替口座簿に記載または記録されている投資者（償還日以前において換金が行なわれた受益権に係る投資者を除きます。また、当該償還日以前に設定された受益権で購入代金支払前のため販売会社の名義で記載または記録されている受益権については原則として投資者とします。）に支払います。なお、当該投資者は、その口座が開設されている振替機関等に対して委託会社がこの信託の償還をするのと引き換えに、当該償還に係る受益権の口数と同口数の抹消の申請を行なうものとし、社振法の規定にしたがい当該振替機関等の口座において当該口数の減少の記載または記録が行なわれます。また、受益証券を保有している投資者に対しては、償還金は、信託終了日後1ヵ月以内の委託会社の指定する日から受益証券と引き換えに当該投資者に支払います。

10 質権口記載または記録の受益権の取り扱いについて

振替機関等の振替口座簿の質権口に記載または記録されている受益権にかかる収益分配金の支払い、換金の申込の受付け、換金代金および償還金の支払い等については、約款の規定によるほか、民法その他の法令等にしたがって取り扱われます。

第三部【委託会社等の情報】

第1【委託会社等の概況】

1【委託会社等の概況】

(1) 資本金の額等

資本金 3,120百万円

発行する株式の総数 36,000株

発行済株式の総数 15,000株

直近5カ年における主な資本金の額の増減

2017年12月7日付で、資本金を2,435百万円から3,120百万円に増額しました。

(2) 委託会社の機構

経営の意思決定機構

<株主総会>

株主により構成される会社における最高の意思決定機関として、取締役の選任、利益処分の承認、定款の変更等、会社法および定款の定めにしたがって重要事項の決定を行ないます。

<取締役会>

取締役により構成され、当社の業務執行を決定し、その執行について監督します。

<エグゼクティブ委員会他各委員会>

当社における適切な経営戦略の構築、業務執行体制の構築および業務運営の推進を目的として、エグゼクティブ委員会を設置します。また、その他各種委員会を設置し、業務の能率的運営および責任体制の確立を図っています。

運用の意思決定機構

投資委員会

・投資委員会にて運用にかかる投資方針、パフォーマンスおよびリスク管理に関する重要事項を審議します。

運用担当部署

・各運用担当部署では、投資委員会の決定にしたがい、ファンドの個別の運用計画を策定し、各部署の投資プロセスを通して運用を行ないます。

ポートフォリオ・マネジャー

・ポートフォリオ・マネジャーは、策定された運用計画に基づき、個別銘柄を選択し売買に関する指図を行ないます。

リスク管理

・委託会社ではリスク管理を重視しており、独自開発のシステムを用いてリスク管理を行なっております。具体的には、運用担当部門とは異なる部門においてファンドの投資リスクの計測・分析、投資制限のモニタリングなどを行なうことにより、ファンドの投資リスクが運用方針に合致していることを確認し、その結果を運用担当部門にフィードバックするほか、社内関係者で共有しております。また、委託会社の業務に関するリスクについて社内規程を定めて管理を行なっております。

2【事業の内容及び営業の概況】

投信法に定める投資信託委託会社である委託会社は、証券投資信託の設定を行なうとともに金融商品取引法に定める金融商品取引業者としてその運用（投資運用業）を行なっています。また、金融商品取引法に定める投資助言業務、第一種金融商品取引業務および第二種金融商品取引業務等を行なっています。

委託会社の運用する証券投資信託は2020年12月末現在、以下の通りです(親投資信託を除きます。)

種類	本数(本)	純資産総額(百万円)
追加型株式投資信託	170	9,603,509
単位型株式投資信託	34	304,920
合計	204	9,908,429

3【委託会社等の経理状況】

1．財務諸表の作成方法について

委託会社であるブラックロック・ジャパン株式会社(以下「当社」という。)の財務諸表は、「財務諸表等の用語、様式及び作成方法に関する規則」(1963年大蔵省令第59号。)第2条及び「金融商品取引業等に関する内閣府令」(2007年8月6日内閣府令第52号。)に基づいて作成しております。

2．監査証明について

当社は、金融商品取引法第193条の2第1項の規定に基づき、第33期事業年度(自2019年1月1日 至2019年12月31日)の財務諸表について有限責任監査法人トーマツによる監査を受けております。

3．財務諸表に記載している金額については、百万円未満の端数を切り捨てて表示しております。

(1)【貸借対照表】

(単位：百万円)

		第32期 (2018年12月31日現在)	第33期 (2019年12月31日現在)
資産の部			
流動資産			
現金・預金		23,891	20,388
立替金		2	26
前払費用		151	175
未収入金	2	11	30
未収委託者報酬		1,588	1,696
未収運用受託報酬		2,291	2,268
未収収益	2	1,402	1,832
その他流動資産		18	0
流動資産計		29,359	26,418
固定資産			
有形固定資産			
建物附属設備	1	1,484	1,240
器具備品	1	380	475
有形固定資産計		1,864	1,716
無形固定資産			
ソフトウェア		8	5
無形固定資産計		8	5
投資その他の資産			
投資有価証券		11	49
長期差入保証金		1,119	1,120
前払年金費用		696	800
長期前払費用		27	45
繰延税金資産		848	824
投資その他の資産計		2,702	2,839
固定資産計		4,575	4,561
資産合計		33,935	30,980

	第32期 (2018年12月31日現在)	第33期 (2019年12月31日現在)
負債の部		
流動負債		
預り金	97	94
未払金	2	
未払収益分配金	4	4
未払償還金	74	74
未払手数料	515	487
その他未払金	1,184	985
未払費用	2	
未払消費税等	97	117
未払法人税等	440	363
為替予約	3	-
前受金	78	97
賞与引当金	1,939	2,017
役員賞与引当金	142	139
早期退職慰労引当金	42	10
流動負債計	5,661	5,493
固定負債		
退職給付引当金	60	67
資産除去債務	781	782
固定負債計	842	850
負債合計	6,503	6,344
純資産の部		
株主資本		
資本金	3,120	3,120
資本剰余金		
資本準備金	3,001	3,001
その他資本剰余金	3,846	3,846
資本剰余金合計	6,847	6,847
利益剰余金		
利益準備金	336	336
その他利益剰余金		
繰越利益剰余金	17,127	14,330
利益剰余金合計	17,464	14,666
株主資本合計	27,432	24,634
評価・換算差額等		
その他有価証券評価差額金	0	1
評価・換算差額等合計	0	1
純資産合計	27,431	24,636
負債・純資産合計	33,935	30,980

(2)【損益計算書】

(単位：百万円)

		第32期 (自 2018年 1月 1日 至 2018年12月31日)	第33期 (自 2019年 1月 1日 至 2019年12月31日)
営業収益			
委託者報酬		5,639	5,643
運用受託報酬	1	8,523	7,545
その他営業収益	1	13,511	13,290
営業収益計		27,674	26,480
営業費用			
支払手数料		1,856	1,632
広告宣伝費		191	167
調査費			
調査費		363	381
委託調査費	1	4,164	3,587
調査費計		4,528	3,968
委託計算費		84	82
営業雑経費			
通信費		59	53
印刷費		11	82
諸会費		34	43
営業雑経費計		106	178
営業費用計		6,767	6,029
一般管理費			
給料			
役員報酬		406	482
給料・手当		4,213	4,441
賞与		2,359	2,343
給料計		6,979	7,268
退職給付費用		275	308
福利厚生費		940	977
事務委託費	1	2,568	2,339
交際費		66	57
寄付金		3	2
旅費交通費		238	233
租税公課		245	257
不動産賃借料		804	875
水道光熱費		72	76
固定資産減価償却費		315	404
のれん償却額		42	-
資産除去債務利息費用		3	0
諸経費		424	312
一般管理費計		12,980	13,114
営業利益		7,926	7,335

	第32期 (自 2018年 1月 1日 至 2018年12月31日)	第33期 (自 2019年 1月 1日 至 2019年12月31日)
営業外収益		
その他	1	1
営業外収益計	1	1
営業外費用		
為替差損	26	32
固定資産除却損	-	3
その他	-	0
営業外費用計	26	36
経常利益	7,901	7,300
特別利益		
特別利益計	-	-
特別損失		
特別退職金	84	36
特別損失計	84	36
税引前当期純利益	7,817	7,263
法人税、住民税及び事業税	2,491	2,338
法人税等調整額	61	22
当期純利益	5,387	4,902

(3)【株主資本等変動計算書】

第32期 (自 2018年1月1日 至 2018年12月31日)

(単位:百万円)

	株主資本							評価・換算差額等		純資産 合計	
	資本金	資本剰余金			利益剰余金			株主資本 合計	その他有価証 券評価差額金		評価・換算 差額等合計
		資本 準備金	その他資本 剰余金	資本 剰余金 合計	利益 準備金	その他利益 剰余金 繰越利益 剰余金	利益剰余金 合計				
2018年1月1日残高	3,120	3,001	3,846	6,847	336	11,739	12,076	22,044	0	0	22,044
当期変動額											
当期純利益						5,387	5,387	5,387			5,387
株主資本以外の項目の 当期変動額(純額)									0	0	0
当期変動額合計	-	-	-	-	-	5,387	5,387	5,387	0	0	5,387
2018年12月31日残高	3,120	3,001	3,846	6,847	336	17,127	17,464	27,432	0	0	27,431

第33期 (自 2019年1月1日 至 2019年12月31日)

(単位:百万円)

	株主資本							評価・換算差額等		純資産 合計	
	資本金	資本剰余金			利益剰余金			株主資本 合計	その他有価証 券評価差額金		評価・換算 差額等合計
		資本 準備金	その他資本 剰余金	資本 剰余金 合計	利益 準備金	その他利益 剰余金 繰越利益 剰余金	利益剰余金 合計				
2019年1月1日残高	3,120	3,001	3,846	6,847	336	17,127	17,464	27,432	0	0	27,431
当期変動額											
剰余金の配当						7,700	7,700	7,700			7,700
当期純利益						4,902	4,902	4,902			4,902
株主資本以外の項目の 当期変動額(純額)									1	1	1
当期変動額合計	-	-	-	-	-	2,797	2,797	2,797	1	1	2,795
2019年12月31日残高	3,120	3,001	3,846	6,847	336	14,330	14,666	24,634	1	1	24,636

注 記 事 項

【重要な会計方針】

1. 有価証券の評価基準及び評価方法
 - 有価証券
 - 其他有価証券
 - 時価のあるもの
 - 決算日の市場価格等に基づく時価法(評価差額は、全部純資産直入法により処理し、売却原価は、移動平均法により算定)を採用しております。
2. デリバティブ取引等の評価基準及び評価方法
 - 時価法を採用しております。
3. 固定資産の減価償却方法
 - (1) 有形固定資産
 - 定額法により償却しております。なお、主な耐用年数は建物附属設備6～18年、器具備品2～15年であります。
 - (2) 無形固定資産
 - 自社利用のソフトウェアの減価償却方法については、社内における利用可能期間(5年)に基づく定額法によっております。
 - のれんの償却方法については、その効果の及ぶ期間(5～9年)に基づく定額法によっております。
4. 引当金の計上基準
 - (1) 貸倒引当金の計上方法
 - 債権の貸倒損失に備えるため、貸倒懸念債権等特定の債権については個別に回収可能性を検討し、回収不能見込額を計上しております。
 - (2) 退職給付引当金の計上方法
 - 旧退職金制度
 - 適格退職年金制度移行日現在在籍していた従業員については、旧退職金制度に基づく給付額を保証しているため、期末現在の当該給付額と年金制度に基づく給付額との差額を引当て計上しております。
 - 確定拠出年金制度
 - 確定拠出年金制度(DC)による退職年金制度を有しております。
 - 確定給付年金制度
 - キャッシュ・バランス型の年金制度(CB)の退職年金制度を有しております。CBには、一定の利回り保証を付しており、これの将来の支払に備えるため、確定給付型の会計基準に準じた会計処理方法により引当金を計上しております。
 - 退職給付債務の算定にあたり、退職給付見込額を当期までの期間に帰属させる方法については、ポイント基準によっております。
 - 過去勤務債務は、その発生時の従業員の平均残存勤務期間以内の一定の年数(9年)による定額法により費用処理しております。
 - 数理計算上の差異は各事業年度の発生時における従業員の平均残存勤務期間以内の一定の年数(9年)による定額法により按分した額をそれぞれ発生翌事業年度から費用処理または費用から控除することとしております。

(3) 賞与引当金の計上方法

従業員の賞与の支払に備えて、賞与支給見込額の当事業年度負担額を計上しております。

(4) 役員賞与引当金の計上方法

役員の賞与の支払に備えて、賞与支給見込額の当事業年度負担額を計上しております。

(5) 早期退職慰労引当金の計上方法

早期退職慰労の支払に備えて、早期退職慰労支給見込額の当事業年度負担額を計上しております。

5. 外貨建の資産又は負債の本邦通貨への換算基準

外貨建金銭債権債務は、期末の直物為替相場により円貨に換算し、換算差額は損益として処理しております。

6. その他財務諸表作成のための基本となる重要な事項

(1) 消費税等の処理方法

消費税等の会計処理は、税抜方式によっております。

(2) 連結納税制度の適用

親会社であるブラックロック・ジャパン・ホールディングス合同会社を連結納税親会社として、連結納税制度を適用しております。

(未適用の会計基準等)

「収益認識に関する会計基準」(企業会計基準第29号 2018年3月30日)

「収益認識に関する会計基準の適用指針」(企業会計基準適用指針第30号 2018年3月30日)

(1) 概要

収益認識に関する包括的な会計基準であります。収益は、次の5つのステップを適用し認識されます。

ステップ1: 顧客との契約を識別する。

ステップ2: 契約における履行義務を識別する。

ステップ3: 取引価格を算定する。

ステップ4: 契約における履行義務に取引価格を配分する。

ステップ5: 履行義務を充足したときに又は充足するにつれて収益を認識する。

(2) 適用予定日

2022年12月期の期首より適用予定であります。

(3) 当該会計基準等の適用による影響

影響額は、当財務諸表の作成時において評価中であります。

(貸借対照表関係)

1 有形固定資産の減価償却累計額

	前事業年度 (2018年12月31日)	当事業年度 (2019年12月31日)
建物附属設備	1,525 百万円	1,769 百万円
器具備品	950 百万円	1,104 百万円

2 関係会社に対する資産及び負債

各科目に含まれているものは次のとおりであります。

	前事業年度 (2018年12月31日)	当事業年度 (2019年12月31日)
未収入金	- 百万円	3 百万円
未収収益	554 百万円	917 百万円
未払金	1,168 百万円	969 百万円
未払費用	385 百万円	445 百万円

3 当社は、運転資金の効率的な調達を行うため取引銀行2行と当座貸越契約を締結しております。これら契約に基づく事業年度末の借入未実行残高は次のとおりであります。

	前事業年度 (2018年12月31日)	当事業年度 (2019年12月31日)
当座貸越極度額	1,000 百万円	1,000 百万円
借入実行残高	-	-
差引額	1,000 百万円	1,000 百万円

(損益計算書関係)

1 関係会社に対する営業収益及び営業費用

各科目に含まれているものは次のとおりであります。

	前事業年度 (自 2018年 1月 1日 至 2018年12月31日)	当事業年度 (自 2019年 1月 1日 至 2019年12月31日)
その他営業収益	5,680 百万円	5,554 百万円
委託調査費	704 百万円	698 百万円
事務委託費	864 百万円	954 百万円
運用受託報酬	149 百万円	225 百万円

(株主資本等変動計算書関係)

前事業年度(自 2018年1月1日 至 2018年12月31日)

1. 発行済株式に関する事項

	前事業年度期首	増加	減少	前事業年度末
普通株式(株)	15,000	-	-	15,000

2. 自己株式に関する事項

該当事項はありません。

3. 新株予約権及び自己新株予約権に関する事項

該当事項はありません。

4. 配当に関する事項

該当事項はありません。

当事業年度(自 2019年1月1日 至 2019年12月31日)

1. 発行済株式に関する事項

	当事業年度期首	増加	減少	当事業年度末
普通株式(株)	15,000	-	-	15,000

2. 自己株式に関する事項

該当事項はありません。

3. 新株予約権及び自己新株予約権に関する事項

該当事項はありません。

4. 配当に関する事項

(1) 配当金支払額

決議	株式の種類	配当金の総額 (百万円)	1株当たり 配当額(円)	基準日	効力発生日
2019年3月28日 株主総会決議	普通株式	7,700	513,333	2018年12月31日	2019年3月29日

(金融商品関係)

1. 金融商品の状況に関する事項

(1) 金融商品に対する取組方針

当社は、資金運用については短期的な預金等に限定し、また、資金調達については関連当事者からの長期借入に限定しています。

投資有価証券は、当社設定の投資信託であり、通常の営業過程において保有しております。

デリバティブについては、外貨建て営業債権及び債務の為替変動リスクを回避するために利用し、投機的な取引は行っておりません。

(2) 金融商品の内容及びそのリスク並びにリスク管理体制

営業債権である未収委託者報酬及び未収運用受託報酬は、顧客の信用リスクに晒されています。当該リスクに関しては、当社の経理規程に従い、取引先ごとの期日管理及び残高管理を行い、個別に未収債権の回収可能性を管理する体制をしいております。

営業債務である未払手数料はその全てが1年以内の支払期日となっております。

営業債務は流動性リスクに晒されていますが、当社では資金繰計画を作成するなどの方法により管理しております。

2. 金融商品の時価等に関する事項

貸借対照表計上額、時価及びこれらの差額については、次のとおりであります。なお、金額的重要性が低いものについては含めておりません。

前事業年度（2018年12月31日）

	貸借対照表計上額 (百万円)	時価 (百万円)	差額 (百万円)
(1) 現金・預金	23,891	23,891	-
(2) 未収委託者報酬	1,588	1,588	-
(3) 未収運用受託報酬	2,291	2,291	-
(4) 未収収益	1,402	1,402	-
(5) 長期差入保証金	1,119	1,112	6
資産計	30,293	30,287	6
(1) 未払手数料	515	515	-
(2) 未払費用	1,039	1,039	-
負債計	1,554	1,554	-

当事業年度（2019年12月31日）

	貸借対照表計上額 (百万円)	時価 (百万円)	差額 (百万円)
(1) 現金・預金	20,388	20,388	-
(2) 未収委託者報酬	1,696	1,696	-
(3) 未収運用受託報酬	2,268	2,268	-
(4) 未収収益	1,832	1,832	-
(5) 長期差入保証金	1,120	1,116	4
資産計	27,306	27,302	4
(1) 未払手数料	487	487	-
(2) 未払費用	1,102	1,102	-
負債計	1,590	1,590	-

(注1) 金融商品の時価の算定方法に関する事項

資 産

(1) 現金・預金、(2) 未収委託者報酬、(3) 未収運用受託報酬及び(4) 未収収益

これらは短期間で決済されるため、時価は帳簿価額にほぼ等しいことから、当該帳簿価額によっています。

(5) 長期差入保証金

事務所敷金の時価については、事務所の敷金を当該賃貸借契約期間を基にしたインターバンク市場で取引されている円金利スワップレートで割り引いて算定する方法によっています。また従業員社宅敷金の時価については、平均残存勤務期間を基にしたインターバンク市場で取引されている円金利スワップレートで割り引いて算定する方法によっています。

負 債

(1) 未払手数料、(2) 未払費用

これらは短期間で決済されるため、時価は帳簿価額にほぼ等しいことから、当該帳簿価額によっています。

(注2) 金銭債権の決算日後の償還予定額

前事業年度（2018年12月31日）

	1年以内 (百万円)	1年超 5年以内 (百万円)	5年超 10年以内 (百万円)	10年超 (百万円)
(1) 現金・預金	23,891	-	-	-
(2) 未収委託者報酬	1,588	-	-	-
(3) 未収運用受託報酬	2,291	-	-	-
(4) 未収収益	1,402	-	-	-
(5) 長期差入保証金	-	1,051	56	11
合計	29,174	1,051	56	11

当事業年度（2019年12月31日）

	1年以内 (百万円)	1年超 5年以内 (百万円)	5年超 10年以内 (百万円)	10年超 (百万円)
(1) 現金・預金	20,388	-	-	-
(2) 未収委託者報酬	1,696	-	-	-
(3) 未収運用受託報酬	2,268	-	-	-
(4) 未収収益	1,832	-	-	-
(5) 長期差入保証金	-	1,051	57	11
合計	26,186	1,051	57	11

(有価証券関係)

前事業年度 (2018年12月31日)

その他有価証券

	種類	貸借対照表計上額 (百万円)	取得原価 (百万円)	差額 (百万円)
貸借対照表計上額が取得原価を超えないもの	その他 投資信託	11	12	0
合計		11	12	0

当事業年度 (2019年12月31日)

その他有価証券

	種類	貸借対照表計上額 (百万円)	取得原価 (百万円)	差額 (百万円)
貸借対照表計上額が取得原価を超えるもの	その他 投資信託	49	47	1
合計		49	47	1

(退職給付関係)

前事業年度(自 2018年1月1日 至 2018年12月31日)

1. 採用している退職給付制度の概要

当社は、旧パークレイズ・グローバル・インベスターズ株式会社で設けられていた、旧退職金制度を引き続き有しています。当社は、平成21年12月2日に旧ブラックロック・ジャパン株式会社との合併に伴い、旧ブラックロック・ジャパン株式会社における退職年金制度(確定拠出年金制度及び確定給付年金制度)を承継しました。また、平成23年1月1日付で旧パークレイズ・グローバル・インベスターズ株式会社から引き継いだ適格退職年金制度はキャッシュ・バランス型の確定給付年金制度に移行しました。従って、平成23年1月1日以降、から の三つの制度を有しています。

2. 確定給付制度

(1) 退職給付債務の期首残高と期末残高の調整表

(単位:百万円)

	前事業年度 (自 2018年 1月 1日 至 2018年12月31日)
退職給付債務の期首残高	1,832
勤務費用	269
利息費用	7
数理計算上の差異の発生額	11
退職給付の支払額	138
過去勤務費用の発生額	47
退職給付債務の期末残高	1,934

(2) 年金資産の期首残高と期末残高の調整表

(単位:百万円)

	前事業年度 (自 2018年 1月 1日 至 2018年12月31日)
年金資産の期首残高	2,621
期待運用収益	23
数理計算上の差異の発生額	113
事業主からの拠出額	303
退職給付の支払額	138
年金資産の期末残高	2,696

(3) 退職給付債務及び年金資産の期末残高と貸借対照表に計上された退職給付引当金及び前払年金費用の調整表

(単位：百万円)

	前事業年度 (2018年12月31日)
積立型制度の退職給付債務	1,874
年金資産	2,696
非積立型制度の退職給付債務	821
	60
未積立退職給付債務	761
未認識数理計算上の差異	73
未認識過去勤務費用	52
貸借対照表に計上された負債と資産の純額	635
退職給付引当金	60
前払年金費用	696
貸借対照表に計上された負債と資産の純額	635

(4) 退職給付費用及びその内訳項目の金額

(単位：百万円)

	前事業年度 (自 2018年 1月 1日 至 2018年12月31日)
勤務費用	269
利息費用	7
期待運用収益	23
数理計算上の差異の費用処理額	44
過去勤務費用の処理額	8
確定給付制度に係る退職給付費用合計	200
特別退職金	84
合計	285

(5) 年金資産に関する事項

年金資産の主な内訳

年金資産合計に対する主な分類ごとの比率は、次のとおりであります。

	前事業年度 (2018年12月31日)
合同運用	100%
合計	100%

合同運用による年金資産の主な商品分類ごとの比率は、債券77%、株式20%及びその他3%となっております。

長期期待運用収益率の算定方法

年金資産の長期期待運用収益率を決定するため、現在及び予想される年金資産の配分と、年金資産を構成する多様な資産からの現在及び将来期待される長期の収益率を考慮しております。

(6) 数理計算上の計算基礎に関する事項

	前事業年度 (自 2018年 1月 1日 至 2018年12月31日)
割引率	0.6%
長期期待運用収益率	1.0%

3. 確定拠出制度

当社の確定拠出制度への要拠出額は、75百万円でありました。

当事業年度（自 2019年1月1日 至 2019年12月31日）

1. 採用している退職給付制度の概要

当社は、旧パークレイズ・グローバル・インベスターズ株式会社で設けられていた、旧退職金制度を引き続き有しています。当社は、平成21年12月2日に旧ブラックロック・ジャパン株式会社との合併に伴い、旧ブラックロック・ジャパン株式会社における退職年金制度（確定拠出年金制度及び確定給付年金制度）を承継しました。また、平成23年1月1日付で旧パークレイズ・グローバル・インベスターズ株式会社から引き継いだ適格退職年金制度はキャッシュ・バランス型の確定給付年金制度に移行しました。従って、平成23年1月1日以降、からの三つの制度を有しています。

2. 確定給付制度

(1) 退職給付債務の期首残高と期末残高の調整表

（単位：百万円）

	当事業年度 (自 2019年 1月 1日 至 2019年12月31日)
退職給付債務の期首残高	1,934
勤務費用	290
利息費用	11
数理計算上の差異の発生額	14
退職給付の支払額	204
過去勤務費用の発生額	-
退職給付債務の期末残高	2,047

(2) 年金資産の期首残高と期末残高の調整表

（単位：百万円）

	当事業年度 (自 2019年 1月 1日 至 2019年12月31日)
年金資産の期首残高	2,696
期待運用収益	26
数理計算上の差異の発生額	132
事業主からの拠出額	328
退職給付の支払額	204
年金資産の期末残高	2,979

(3) 退職給付債務及び年金資産の期末残高と貸借対照表に計上された退職給付引当金及び前払年金費用の調整表

(単位：百万円)

	当事業年度 (2019年12月31日)
積立型制度の退職給付債務	1,979
年金資産	2,979
非積立型制度の退職給付債務	999
未積立退職給付債務	67
未認識数理計算上の差異	931
未認識過去勤務費用	157
貸借対照表に計上された負債と資産の純額	41
退職給付引当金	732
前払年金費用	67
貸借対照表に計上された負債と資産の純額	800
	732

(4) 退職給付費用及びその内訳項目の金額

(単位：百万円)

	当事業年度 (自 2019年 1月 1日 至 2019年12月31日)
勤務費用	290
利息費用	11
期待運用収益	26
数理計算上の差異の費用処理額	33
過去勤務費用の処理額	10
確定給付制度に係る退職給付費用合計	231
特別退職金	36
合計	267

(5) 年金資産に関する事項

年金資産の主な内訳

年金資産合計に対する主な分類ごとの比率は、次のとおりであります。

	当事業年度 (2019年12月31日)
合同運用	100%
合計	100%

合同運用による年金資産の主な商品分類ごとの比率は、債券76%、株式21%及びその他3%となっております。

長期期待運用収益率の算定方法

年金資産の長期期待運用収益率を決定するため、現在及び予想される年金資産の配分と、年金資産を構成する多様な資産からの現在及び将来期待される長期の収益率を考慮しております。

(6) 数理計算上の計算基礎に関する事項

	当事業年度 (自 2019年 1月 1日 至 2019年12月31日)
割引率	0.6%
長期期待運用収益率	1.0%

3. 確定拠出制度

当社の確定拠出制度への要拠出額は、75百万円でありました。

(税効果会計関係)

1. 繰延税金資産及び繰延税金負債の発生の主な原因別の内訳

	(単位：百万円)	
	前事業年度 (2018年12月31日)	当事業年度 (2019年12月31日)
繰延税金資産		
未払費用	167	191
賞与引当金	591	617
資産除去債務	239	239
未払事業税	83	72
早期退職慰労引当金	13	3
退職給付引当金	18	20
有形固定資産	3	1
その他	96	45
繰延税金資産合計	1,213	1,191
繰延税金負債		
退職給付引当金	213	245
資産除去債務に対応する除去費用	152	121
その他	-	0
繰延税金負債合計	365	366
繰延税金資産の純額	848	824

(注) 前事業年度及び当事業年度における繰延税金資産の純額は、貸借対照表の以下の項目に含まれております。

	(単位：百万円)	
	前事業年度 (2018年12月31日)	当事業年度 (2019年12月31日)
固定資産 - 繰延税金資産	848	824

2. 法定実効税率と税効果会計適用後の法人税等の負担率との差異の原因となった主な項目別の内訳

	前事業年度 (2018年12月31日)		当事業年度 (2019年12月31日)	
法定実効税率	30.9	%	30.6	%
(調整)				
交際費等永久に損金に算入されない項目	1.0		1.9	
損金不算入ののれん償却額	0.2		-	
税率変更による期末繰延税金資産の減額修正	0.1		-	
所得拡大促進税制による税額控除	1.9		-	
その他	0.8		0.0	
税効果会計適用後の法人税等の負担率	31.1	%	32.5	%

(資産除去債務関係)

資産除去債務のうち貸借対照表に計上しているもの

1. 当該資産除去債務の概要

当社事業所の定期建物賃貸借契約に伴う原状回復義務等であります。

2. 当該資産除去債務の金額の算定方法

使用見込期間を当該定期建物賃貸借契約上の賃貸借期間約5年と見積り、割引率は0.16%~0.18%を使用して資産除去債務の金額を計算しております。

3. 当該資産除去債務の総額の増減

(単位：百万円)

	前事業年度 (自 2018年 1月 1日 至 2018年12月31日)	当事業年度 (自 2019年 1月 1日 至 2019年12月31日)
期首残高	262	781
有形固定資産の取得に伴う増加額	75	-
見積りの変更による増加額	440	-
時の経過による調整額	3	0
資産除去債務の履行による減少額	-	-
期末残高	781	782

(デリバティブ取引関係)

前事業年度 (2018年12月31日)

ヘッジ会計が適用されていないデリバティブ取引

通貨関連

(単位：百万円)

区分	種類	契約額等	うち1年超	時価	評価損益
市場取引以外の取引	為替予約取引 買建 米ドル	164	-	3	3
	合計	164	-	3	3

(注) 時価の算定方法 先物為替相場に基づき算定しております。

当事業年度 (2019年12月31日)

ヘッジ会計が適用されていないデリバティブ取引

通貨関連

(単位：百万円)

区分	種類	契約額等	うち1年超	時価	評価損益
市場取引以外の取引	為替予約取引 売建 米ドル	79	-	0	0
	買建 英ポンド	0	-	0	0
合計		79	-	0	0

(注) 時価の算定方法 先物為替相場に基づき算定しております。

(セグメント情報等)

前事業年度(自 2018年1月1日 至 2018年12月31日)

1. セグメント情報

当社は主として投資運用業の単一セグメントであるため、記載を省略しております。

2. 関連情報

(1) 製品及びサービスごとの情報

(単位:百万円)

	委託者報酬	運用受託報酬	その他	合計
外部顧客営業収益	5,639	8,523	13,511	27,674

(2) 地域ごとの情報

売上高

(単位:百万円)

日本	北米	その他	合計
13,237	11,293	3,143	27,674

(注) 売上高は顧客の所在地を基礎とし、国又は地域に分類しております。

有形固定資産

本邦に所在している有形固定資産の金額が貸借対照表の有形固定資産の金額の90%を超えるため、記載を省略しております。

(3) 主要な顧客ごとの情報

営業収益の10%以上を占める主要な顧客は以下のとおりです。

(単位:百万円)

相手先	営業収益	関連するセグメント名
ブラックロック・ファイナンシャル・マネジメント・インク	5,830	投資運用業
ブラックロック・ファンド・アドバイザーズ	3,458	投資運用業

3. 報告セグメントごとの固定資産の減損損失に関する情報

該当事項はありません。

4. 報告セグメントごとののれんの償却額及び未償却残高に関する情報

当社は主として投資運用業の単一セグメントであるため、記載を省略しております。

5. 報告セグメントごとの負ののれん発生益に関する情報

該当事項はありません。

当事業年度（自 2019年1月1日 至 2019年12月31日）

1. セグメント情報

当社は主として投資運用業の単一セグメントであるため、記載を省略しております。

2. 関連情報

(1) 製品及びサービスごとの情報

（単位：百万円）

	委託者報酬	運用受託報酬	その他	合計
外部顧客営業収益	5,643	7,545	13,290	26,480

(2) 地域ごとの情報

売上高

（単位：百万円）

日本	北米	その他	合計
12,538	11,197	2,744	26,480

（注） 売上高は顧客の所在地を基礎とし、国又は地域に分類しております。

有形固定資産

本邦に所在している有形固定資産の金額が貸借対照表の有形固定資産の金額の90%を超えるため、記載を省略しております。

(3) 主要な顧客ごとの情報

営業収益の10%以上を占める主要な顧客は以下のとおりです。

（単位：百万円）

相手先	営業収益	関連するセグメント名
ブラックロック・ファイナンシャル・マネジメント・インク	5,779	投資運用業
ブラックロック・ファンド・アドバイザーズ	3,314	投資運用業

3. 報告セグメントごとの固定資産の減損損失に関する情報

該当事項はありません。

4. 報告セグメントごとののれんの償却額及び未償却残高に関する情報

当社は主として投資運用業の単一セグメントであるため、記載を省略しております。

5. 報告セグメントごとの負ののれん発生益に関する情報

該当事項はありません。

(関連当事者情報)

1. 関連当事者との取引

財務諸表提出会社と関連当事者との取引

(1) 財務諸表提出会社の親会社及び主要株主(会社等に限る。)等

前事業年度(自 2018年1月1日 至 2018年12月31日)

種類	会社等の名称又は氏名	所在地	資本金又は出資金	事業の内容又は職業	議決権等の所有(被所有)割合(%)	関連当事者との関係	取引の内容	取引金額(百万円)	科目	期末残高(百万円)
親会社	ブラックロック・ファイナンシャル・マネジメント・インク	米国 ニューヨーク州	73 百万 米ドル	投資 顧問業	(被所有) 間接 100	投資顧問 契約の 再委任等	運用 受託報酬	149	未収収益	554
							受入 手数料	5,680		
							委託 調査費	704	未払費用	385
							事務 委託費	864	その他未払金	165
親会社	ブラックロック・ジャパン・ホールディングス合同会社	日本 東京都	1万円	持株会社	(被所有) 直接 100	株式の 保有等	営業外収益	-	その他未払金	1,002

当事業年度(自 2019年1月1日 至 2019年12月31日)

種類	会社等の名称又は氏名	所在地	資本金又は出資金	事業の内容又は職業	議決権等の所有(被所有)割合(%)	関連当事者との関係	取引の内容	取引金額(百万円)	科目	期末残高(百万円)
親会社	ブラックロック・ファイナンシャル・マネジメント・インク	米国 ニューヨーク州	73 百万 米ドル	投資 顧問業	(被所有) 間接 100	投資顧問 契約の 再委任等	運用 受託報酬	225	未収収益	917
							受入 手数料	5,554		
							委託 調査費	698	未払費用	445
							事務 委託費	954	その他未払金	74
親会社	ブラックロック・ジャパン・ホールディングス合同会社	日本 東京都	1万円	持株会社	(被所有) 直接 100	株式の 保有等	営業外収益	-	未収入金	3
									その他未払金	894

(2) 財務諸表提出会社の子会社及び関連会社等

前事業年度(自 2018年1月1日 至 2018年12月31日)

該当事項はありません。

当事業年度(自 2019年1月1日 至 2019年12月31日)

該当事項はありません。

(3) 財務諸表提出会社と同一の親会社を持つ会社等及び財務諸表提出会社のその他の関係会社の子会社等

前事業年度 (自 2018年1月1日 至 2018年12月31日)

種類	会社等の名称又は氏名	所在地	資本金又は出資金	事業の内容又は職業	議決権等の所有(被所有)割合(%)	関連当事者との関係	取引の内容	取引金額(百万円)	科目	期末残高(百万円)
同一の親会社を持つ会社	ブラックロック・ファンド・アドバイザーズ	米国カリフォルニア州	1,000米ドル	投資顧問業	なし	投資顧問契約の再委任等	受入手数料	3,458	未収収益	330
							委託調査費	37	未払費用	4
							事務委託費	8		

当事業年度 (自 2019年1月1日 至 2019年12月31日)

種類	会社等の名称又は氏名	所在地	資本金又は出資金	事業の内容又は職業	議決権等の所有(被所有)割合(%)	関連当事者との関係	取引の内容	取引金額(百万円)	科目	期末残高(百万円)
同一の親会社を持つ会社	ブラックロック・ファンド・アドバイザーズ	米国カリフォルニア州	1,000米ドル	投資顧問業	なし	投資顧問契約の再委任等	受入手数料	3,314	未収収益	360
							委託調査費	145	未払費用	9
							事務委託費	28		

(注) 1. 取引条件及び取引条件の決定方針等

- (1) 運用受託報酬については、一般取引条件と同様に決定しております。
- (2) 受入手数料については、一般取引条件と同様に決定しております。
- (3) 委託調査費については、一般取引条件と同様に決定しております。
- (4) 事務委託費については、一般取引条件と同様に決定しております。

2. 親会社に関する注記

(1) 親会社情報

- ブラックロック・インク(ニューヨーク証券取引所に上場)
 ブラックロック・ファイナンシャル・マネジメント・インク(非上場)
 ブラックロック・ジャパン・ホールディングス合同会社(非上場)

(1株当たり情報)

項目	前事業年度 (自 2018年 1月 1日 至 2018年12月31日)	当事業年度 (自 2019年 1月 1日 至 2019年12月31日)
1株当たり純資産額	1,828,761 円 92 銭	1,642,418 円 94 銭
1株当たり当期純利益金額	359,180 円 40 銭	326,833 円 15 銭

(注) 1. 潜在株式調整後1株当たり当期純利益金額については、潜在株式が存在しないため記載しておりません。

2. 1株当たり当期純利益金額の算定上の基礎は、以下のとおりであります。

項目	前事業年度 (自 2018年 1月 1日 至 2018年12月31日)	当事業年度 (自 2019年 1月 1日 至 2019年12月31日)
当期純利益 (百万円)	5,387	4,902
普通株主に帰属しない金額 (百万円)	-	-
普通株式に係る当期純利益 (百万円)	5,387	4,902
普通株式の期中平均株式数 (株)	15,000	15,000

独立監査人の監査報告書は、当事業年度(自 2019年1月1日 至2019年12月31日)を対象としております。

【中間財務諸表】

1．中間財務諸表の作成方法について

委託会社であるブラックロック・ジャパン株式会社（以下「当社」という。）の中間財務諸表すなわち中間貸借対照表、中間損益計算書及び中間株主資本等変動計算書は、「中間財務諸表等の用語、様式及び作成方法に関する規則」（1977年大蔵省令第38号）並びに同規則第38条及び第57条の規定により「金融商品取引業等に関する内閣府令」（2007年内閣府令第52号）に基づいて作成しております。

2．監査証明について

当社は、金融商品取引法第193条の2第1項の規定に基づき、中間会計期間（自2020年1月1日 至2020年6月30日）の中間財務諸表について有限責任監査法人トーマツによる中間監査を受けております。

3．財務諸表に記載している金額については、百万円未満の端数を切り捨てて表示しております。

(1) 中間貸借対照表

(単位：百万円)

		中間会計期間末 (2020年6月30日)
資産の部		
流動資産		
現金・預金	2	14,477
立替金		20
前払費用		189
未収入金		6
未収委託者報酬		1,585
未収運用受託報酬		1,640
未収収益		829
為替予約		1
流動資産計		18,750
固定資産		
有形固定資産		
建物附属設備	1	1,120
器具備品	1	518
有形固定資産計		1,638
無形固定資産		
ソフトウェア		7
無形固定資産計		7
投資その他の資産		
投資有価証券		36
長期差入保証金		1,119
前払年金費用		849
長期前払費用		36
繰延税金資産		481
投資その他の資産計		2,523
固定資産計		4,169
資産合計		22,920

(単位:百万円)

中間会計期間末
(2020年6月30日)

負債の部	
流動負債	
預り金	117
未払金	
未払収益分配金	4
未払償還金	74
未払手数料	418
その他未払金	522
未払費用	672
未払消費税等	150
未払法人税等	279
前受金	26
賞与引当金	883
役員賞与引当金	70
流動負債計	3,221
固定負債	
退職給付引当金	68
資産除去債務	783
固定負債計	851
負債合計	4,073
純資産の部	
株主資本	
資本金	3,120
資本剰余金	
資本準備金	3,001
その他資本剰余金	3,846
資本剰余金合計	6,847
利益剰余金	
利益準備金	336
その他利益剰余金	
繰越利益剰余金	8,543
利益剰余金合計	8,880
株主資本合計	18,848
評価・換算差額等	
その他有価証券評価差額金	1
評価・換算差額等合計	1
純資産合計	18,846
負債・純資産合計	22,920

(2) 中間損益計算書

(単位：百万円)

	中間会計期間 (自 2020年1月1日 至 2020年6月30日)
営業収益	
委託者報酬	2,714
運用受託報酬	3,593
その他営業収益	6,146
営業収益計	12,454
営業費用	
支払手数料	695
広告宣伝費	46
調査費	
調査費	181
委託調査費	1,687
調査費計	1,869
委託計算費	39
営業雑経費	
通信費	29
印刷費	45
諸会費	22
営業雑経費計	98
営業費用計	2,749
一般管理費	
給料	
役員報酬	425
給料・手当	2,334
賞与	1,196
給料計	3,956
退職給付費用	165
福利厚生費	498
事務委託費	1,118
交際費	11
旅費交通費	29
租税公課	137
不動産賃借料	457
水道光熱費	28
固定資産減価償却費	214
資産除去債務利息費用	0
諸経費	155
一般管理費計	6,775
営業利益	2,929

(単位：百万円)

	中間会計期間 (自 2020年1月1日 至 2020年6月30日)
営業外収益	
受取利息	0
有価証券売却益	0
為替差益	17
雑益	0
営業外収益計	18
経常利益	2,947
税引前中間純利益	2,947
法人税、住民税及び事業税	690
法人税等調整額	344
中間純利益	1,913

(3) 中間株主資本等変動計算書

中間会計期間（自 2020年1月1日 至 2020年6月30日）

（単位：百万円）

	株主資本							評価・換算差額等		純資産 合計	
	資本金	資本剰余金			利益剰余金			株主資本 合計	その他有価 証券評価 差額金		評価・換算 差額等合計
		資本 準備金	その他資本 剰余金	資本 剰余金 合計	利益 準備金	その他利益 剰余金 繰越利益 剰余金	利益剰余金 合計				
当期首残高	3,120	3,001	3,846	6,847	336	14,330	14,666	24,634	1	1	24,636
当中間期変動額											
剰余金の配当						7,700	7,700	7,700			7,700
中間純利益						1,913	1,913	1,913			1,913
株主資本以外の項目の当 中間期変動額（純額）									2	2	2
当中間期変動額合計	-	-	-	-	-	5,786	5,786	5,786	2	2	5,789
当中間期末残高	3,120	3,001	3,846	6,847	336	8,543	8,880	18,848	1	1	18,846

注 記 事 項

(重要な会計方針)

項 目	中間会計期間 自 2020年1月 1日 至 2020年6月30日
1. 有価証券の評価基準及び評価方法	<p>その他有価証券 時価のあるもの 決算日の市場価格等に基づく時価法（評価差額は、全部純資産直入法により処理し、売却原価は、移動平均法により算定）を採用しております。</p>
2. デリバティブ取引等の評価基準及び評価方法	<p>時価法を採用しております。</p>
3. 固定資産の減価償却方法	<p>(1) 有形固定資産 定額法により償却しております。 なお、主な耐用年数は建物附属設備5～18年、器具備品3～15年であります。</p> <p>(2) 無形固定資産 自社利用のソフトウェアの減価償却方法については、社内における利用可能期間（5年）に基づく定額法によっております。</p>
4. 引当金の計上基準	<p>(1) 貸倒引当金の計上方法 債権の貸倒損失に備えるため、貸倒懸念債権等特定の債権については個別に回収可能性を検討し、回収不能見込額を計上しております。</p> <p>(2) 退職給付引当金の計上方法 旧退職金制度 適格退職年金制度移行日現在在籍していた従業員については、旧退職制度に基づく給付額を保証しているため、中間会計期間末現在の当該給付額と年金制度に基づく給付額との差額を引当て計上しております。</p> <p>確定拠出年金制度 確定拠出年金制度（DC）による退職年金制度を有しております。</p> <p>確定給付年金制度 キャッシュ・バランス型の年金制度（CB）の退職年金制度を有しております。CBには、一定の利回り保証を付しており、これの将来の支払に備えるため、確定給付型の会計基準に準じた会計処理方法により引当金を計上しております。</p> <p>退職給付債務の算定にあたり、退職給付見込額を当期までの期間に帰属させる方法については、ポイント基準によっております。</p> <p>過去勤務債務は、その発生時の従業員の平均残存勤務期間以内の一定の年数（9年）による定額法により費用処理しております。</p> <p>数理計算上の差異は各事業年度の発生時における従業員の平均残存勤務期間以内の一定の年数（9年）による定額法により按分した額をそれぞれ発生の翌事業年度から費用処理または費用から控除することとしております。</p> <p>(3) 賞与引当金の計上方法 従業員の賞与の支払に備えて、賞与支給見込額の当中間会計期間負担額を計上しております。</p>

項 目	中間会計期間 自 2020年1月 1日 至 2020年6月30日
5. 外貨建の資産又は負債の本邦通貨への換算基準	<p>(4) 役員賞与引当金の計上方法 役員の賞与の支払に備えて、賞与支給見込額の当中間会計期間負担額を計上しております。</p> <p>(5) 早期退職慰労引当金の計上方法 早期退職慰労金の支払に備えて、早期退職慰労金支給見込額の当中間会計期間負担額を計上しております。</p> <p>外貨建金銭債権債務は、中間会計期間末の直物為替相場により円貨に換算し、換算差額は損益として処理しております。</p>
6. その他中間財務諸表作成のための基本となる重要な事項	<p>(1) 消費税等の会計処理 税抜方式によっております。</p> <p>(2) 連結納税制度の適用 親会社であるブラックロック・ジャパン・ホールディングス合同会社を連結納税親会社として、連結納税制度を適用しております。</p>

(会計方針の変更)

中間会計期間 自 2020年1月 1日 至 2020年6月30日
<p>(金銭債権と金銭債務の相殺表示に関わる会計方針の変更)</p> <p>当社は、当社グループ会社間の債権債務を含む金銭債権及び金銭債務を従来総額で表示していましたが、グループ会社間でのマスター・ネットリング契約締結を契機に見直しを行った結果、「金融商品会計に関する実務指針」(日本公認会計士協会 会計制度委員会報告第14号)第140項に基づき、金銭債権と金銭債務を相殺表示する方が当社の財政状態をより適切に表示できると判断し、当中間会計期間から相殺表示する方法へ変更しております。</p>

(中間貸借対照表関係)

中間会計期間末 2020年6月30日						
<p>1 有形固定資産の減価償却累計額</p> <table style="width: 100%; border-collapse: collapse;"> <tr> <td style="padding-left: 20px;">建物附属設備</td> <td style="text-align: right;">1,889百万円</td> </tr> <tr> <td style="padding-left: 20px;">器具備品</td> <td style="text-align: right;">1,197百万円</td> </tr> </table>	建物附属設備	1,889百万円	器具備品	1,197百万円		
建物附属設備	1,889百万円					
器具備品	1,197百万円					
<p>2 当社は、運転資金の効率的な調達を行うため取引銀行2行と当座貸越契約を締結しております。これら契約に基づく当中間会計期間末の借入未実行残高は次のとおりであります。</p> <table style="width: 100%; border-collapse: collapse;"> <tr> <td style="padding-left: 20px;">当座貸越極度額</td> <td style="text-align: right;">1,000百万円</td> </tr> <tr> <td style="padding-left: 20px;">借入実行残高</td> <td style="text-align: right;">-</td> </tr> <tr> <td style="padding-left: 20px;">差引額</td> <td style="text-align: right;">1,000百万円</td> </tr> </table>	当座貸越極度額	1,000百万円	借入実行残高	-	差引額	1,000百万円
当座貸越極度額	1,000百万円					
借入実行残高	-					
差引額	1,000百万円					

(中間損益計算書関係)

中間会計期間	
自 2020年1月 1日	
至 2020年6月30日	
1 減価償却実施額	
有形固定資産	213百万円
無形固定資産	1百万円

(中間株主資本等変動計算書関係)

中間会計期間					
自 2020年1月 1日					
至 2020年6月30日					
1. 発行済株式の種類及び総数に関する事項					
	前事業年度末 株式数	当中間会計期間 増加株式数	当中間会計期間 減少株式数	当中間会計 期間末株式数	
発行済株式					
普通株式	15,000	-	-	15,000	
合計	15,000	-	-	15,000	
2. 自己株式の種類及び株式数に関する事項					
該当事項はありません。					
3. 新株予約権及び自己新株予約権に関する事項					
該当事項はありません。					
4. 配当に関する事項					
(1) 配当金支払額					
決議	株式の種類	配当金の総額 (百万円)	1株当たり 配当額(円)	基準日	効力発生日
2020年3月30日 株主総会決議	普通株式	7,700	513,333	2019年12月31日	2020年3月31日
(2) 基準日が当中間会計期間に属する配当のうち、配当の効力発生日が当中間会計期間後となるもの					
該当事項はありません。					

(金融商品関係)

中間会計期間
自 2020年1月 1日
至 2020年6月30日

1. 金融商品の状況に関する事項

(1) 金融商品に対する取組方針

当社は、資金運用については短期的な預金等に限定し、また、資金調達については関連当事者からの長期借入に限定しています。

投資有価証券は、当社設定の投資信託であり、通常の営業過程において保有しております。

デリバティブについては、外貨建て営業債権及び債務の為替変動リスクを回避するために利用し、投機的な取引は行っておりません。

(2) 金融商品の内容及びそのリスク並びにリスク管理体制

営業債権である未収委託者報酬及び未収運用受託報酬は、顧客の信用リスクに晒されています。当該リスクに関しては、当社の経理規程に従い、取引先ごとの期日管理及び残高管理を行い、個別に未収債権の回収可能性を管理する体制をしいております。

営業債務である未払手数料はその全てが1年以内の支払期日となっております。

営業債務は流動性リスクに晒されていますが、当社では資金繰計画を作成するなどの方法により管理しております。

2. 金融商品の時価等に関する事項

2020年6月30日（中間期の決算日）における中間貸借対照表計上額、時価及びこれらの差額については、次のとおりです。

（単位：百万円）

	中間貸借対照表計上額	時価	差額
現金・預金	14,477	14,477	-
未収委託者報酬	1,585	1,585	-
未収運用受託報酬	1,640	1,640	-
未収収益	829	829	-
投資有価証券 その他有価証券	36	36	-
長期差入保証金	1,119	1,117	2
資産計	19,689	19,686	2
未払手数料	418	418	-
未払費用	672	672	-
負債計	1,091	1,091	-
デリバティブ取引 ヘッジ会計が適用されていない もの	1	1	-
デリバティブ計	1	1	-

(注)

金融商品の時価の算定方法に関する事項

現金・預金、未収委託者報酬、未収運用受託報酬及び未収収益

これらは短期間で決済されるため、時価は帳簿価額にほぼ等しいことから、当該帳簿価額によっています。

投資有価証券

投資有価証券は、投資信託であり、決算日の基準価格によっております。

中間会計期間 自 2020年1月 1日 至 2020年6月30日
<p>長期差入保証金</p> <p>事務所敷金の時価については、事務所の敷金を当該賃貸借契約期間を基にしたインターバンク市場で取引されている円金利スワップレートで割り引いて算定する方法によっています。また従業員社宅敷金の時価については、平均残存勤務期間を基にしたインターバンク市場で取引されている円金利スワップレートで割り引いて算定する方法によっています。</p> <p>但し、上記レートがマイナスとなる場合は、割引率はゼロを使用しております。</p> <p>未払手数料、未払費用</p> <p>これらは短期間で決済されるため、時価は帳簿価額にほぼ等しいことから、当該帳簿価額によっています。</p> <p>デリバティブ取引</p> <p>デリバティブ取引によって生じた正味の債権・債務は純額で表示しており、合計で正味の債務となる項目については、()で示しております。</p>

(有価証券関係)

中間会計期間 自 2020年1月 1日 至 2020年6月30日																				
<p>その他有価証券</p> <p style="text-align: right;">(単位：百万円)</p> <table border="1"> <thead> <tr> <th></th> <th>種類</th> <th>中間貸借対照表 計上額</th> <th>取得原価</th> <th>差額</th> </tr> </thead> <tbody> <tr> <td>貸借対照表計上額が取得原価を超えるもの</td> <td>その他 投資信託</td> <td style="text-align: center;">1</td> <td style="text-align: center;">1</td> <td style="text-align: center;">0</td> </tr> <tr> <td>貸借対照表計上額が取得原価を超えないもの</td> <td>その他 投資信託</td> <td style="text-align: center;">35</td> <td style="text-align: center;">37</td> <td style="text-align: center;">1</td> </tr> <tr> <td style="text-align: center;">合計</td> <td></td> <td style="text-align: center;">36</td> <td style="text-align: center;">38</td> <td style="text-align: center;">1</td> </tr> </tbody> </table>		種類	中間貸借対照表 計上額	取得原価	差額	貸借対照表計上額が取得原価を超えるもの	その他 投資信託	1	1	0	貸借対照表計上額が取得原価を超えないもの	その他 投資信託	35	37	1	合計		36	38	1
	種類	中間貸借対照表 計上額	取得原価	差額																
貸借対照表計上額が取得原価を超えるもの	その他 投資信託	1	1	0																
貸借対照表計上額が取得原価を超えないもの	その他 投資信託	35	37	1																
合計		36	38	1																

(資産除去債務関係)

中間会計期間 自 2020年1月 1日 至 2020年6月30日												
<p>資産除去債務のうち貸借対照表に計上しているもの</p> <p>1. 当該資産除去債務の概要 当社事業所の定期建物賃貸借契約に伴う原状回復義務等であります。</p> <p>2. 当該資産除去債務の金額の算定方法 使用見込期間を当該定期建物賃貸借契約上の賃貸借期間5年と見積り、割引率は0.16%～0.18%を使用して資産除去債務の金額を計算しております。</p> <p>3. 当中間会計期間における当該資産除去債務の総額の増減</p> <table style="width: 100%;"> <tr> <td>期首残高</td> <td style="text-align: right;">782</td> <td>百万円</td> </tr> <tr> <td>有形固定資産の取得に伴う増加額</td> <td style="text-align: right;">-</td> <td>百万円</td> </tr> <tr> <td>時の経過による調整額</td> <td style="text-align: right;">0</td> <td>百万円</td> </tr> <tr> <td>中間会計期間末残高</td> <td style="text-align: right; border-top: 1px solid black; border-bottom: 3px double black;">783</td> <td>百万円</td> </tr> </table>	期首残高	782	百万円	有形固定資産の取得に伴う増加額	-	百万円	時の経過による調整額	0	百万円	中間会計期間末残高	783	百万円
期首残高	782	百万円										
有形固定資産の取得に伴う増加額	-	百万円										
時の経過による調整額	0	百万円										
中間会計期間末残高	783	百万円										

(セグメント情報等)

中間会計期間 自 2020年1月 1日 至 2020年6月30日				
1. セグメント情報 当社は主として投資運用業の単一セグメントであるため、記載を省略しております。				
2. 関連情報				
(1) 製品及びサービスに関する情報				
(単位：百万円)				
	委託者 報酬	運用受託 報酬	その他	合計
外部顧客 営業収益	2,714	3,593	6,146	12,454
(2) 地域に関する情報				
売上高				
(単位：百万円)				
日本	北米	その他	合計	
5,978	5,132	1,343	12,454	
(注) 売上高は顧客の所在地を基礎とし、国又は地域に分類しております。				
有形固定資産				
本邦に所在している有形固定資産の金額が中間貸借対照表の有形固定資産の金額の90%を超えるため、記載を省略しております。				
(3) 主要な顧客に関する情報				
営業収益の10%以上を占める主要な顧客は以下のとおりです。				
(単位：百万円)				
相手先	営業収益	関連する セグメント名		
ブラックロック・ファイナンシャル・ マネジメント・インク	2,637	投資運用業		
ブラックロック・ファンド・アドバイ ザーズ	1,436	投資運用業		

(デリバティブ取引関係)

中間会計期間 自 2020年1月 1日 至 2020年6月30日					
ヘッジ会計が適用されていないデリバティブ取引					
通貨関連					
(単位：百万円)					
区分	種類	契約額等	うち1年超	時価	評価損益
市場取引以外の 取引	為替予約取引 買建 米ドル	208	-	1	1
合計		208	-	1	1
(注) 時価の算定方法 先物為替相場に基づき算定しております。					

(1株当たり情報)

		中間会計期間
		自 2020年1月 1日
		至 2020年6月30日
1株当たり純資産額		1,256,452円20銭
1株当たり中間純利益		127,565円16銭
なお、潜在株式調整後1株当たり中間純利益金額については、潜在株式が存在しないため記載しておりません。		
1株当たり中間純利益の算定上の基礎		
損益計算書上の中間純利益		1,913百万円
1株当たり中間純利益の算定に		
用いられた普通株式に係る中間純利益		1,913百万円
期中平均株式数		15,000株

(重要な後発事象)

該当事項はありません。

4【利害関係人との取引制限】

委託会社は、金融商品取引法の定めるところにより、利害関係人との取引について、次に掲げる行為が禁止されています。

- (1) 自己又はその取締役若しくは執行役との間における取引を行なうことを内容とした運用を行なうこと(投資者の保護に欠け、若しくは取引の公正を害し、又は金融商品取引業の信用を失墜させるおそれがないものとして内閣府令で定めるものを除きます。)
- (2) 運用財産相互間において取引を行なうことを内容とした運用を行なうこと(投資者の保護に欠け、若しくは取引の公正を害し、又は金融商品取引業の信用を失墜させるおそれがないものとして金融商品取引業等に関する内閣府令で定めるものを除きます。)
- (3) 通常の見積りの条件と異なる条件であって取引の公正を害するおそれのある条件で、委託会社の親法人等(委託会社の総株主等の議決権の過半数を保有していることその他の委託会社と密接な関係を有する法人その他の団体として金融商品取引法施行令で定める要件に該当する者をいいます。以下(4)(5)において同じ。)又は子法人等(委託会社が総株主等の議決権の過半数を保有していることその他の委託会社と密接な関係を有する法人その他の団体として政令で定める要件に該当する者をいいます。以下同じ。)と有価証券の売買その他の取引又は金融デリバティブ取引を行なうこと。
- (4) 委託会社の親法人等又は子法人等の利益を図るため、その行なう投資運用業に関して運用の方針、運用財産の額若しくは市場の状況に照らして不必要な取引を行なうことを内容とした運用を行なうこと。
- (5) 上記に掲げるもののほか、投資者の保護に欠け、若しくは取引の公正を害し、又は金融商品取引業の信用を失墜させるおそれのあるものとして金融商品取引業等に関する内閣府令で定める行為。

5【その他】

定款の変更、事業譲渡または事業譲受、出資の状況その他の重要事項

変更年月日	変更事項
2007年9月18日	証券業登録に伴う商号変更(「パークレイズ・グローバル・インベスターズ証券投信投資顧問株式会社」に変更)のため、定款変更を行ないました。
2007年9月30日	商号変更(「パークレイズ・グローバル・インベスターズ株式会社」に変更)のため、定款変更を行ないました。
2007年9月30日	公告の方法を変更するため、定款変更を行ないました。
2007年12月27日	事業を営むことの目的を変更するため、定款変更を行ないました。
2008年7月1日	グループ会社の1つであるパークレイズ・グローバル・インベスターズ・サービス株式会社を吸収合併し、それに伴い資本金の額を変更いたしました。
2008年7月1日	株式取扱規則に関する記述を追加するため、定款変更を行ないました。
2009年6月22日	本店所在地変更のため、定款変更を行ないました。
2009年12月2日	ブラックロック・ジャパン株式会社と合併 商号変更(「ブラックロック・ジャパン株式会社」に変更)および定款変更を行ないました。
2011年4月1日	グループ会社であるブラックロック証券株式会社を吸収合併し、それに先立ち定款変更および資本金の額の変更を行ないました。
2013年10月5日	MGPA Japan LLCより不動産投資関連の事業を譲受し、それに先立ち定款変更を行ないました。
2014年12月1日	決算期を3月31日から12月31日に変更するため、定款変更を行ないました。

第2【その他の関係法人の概況】

1【名称、資本金の額及び事業の内容】

(1) 受託会社

- ・名称 みずほ信託銀行株式会社
- ・資本金の額 247,369百万円（2020年3月末現在）
- ・事業の内容 銀行法に基づき、銀行業を営むとともに、金融機関の信託業務の兼営等に関する法律（兼営法）に基づき信託業務を営んでいます。

<再信託受託会社の概要>

- ・名称 株式会社日本カストディ銀行
- ・資本金 51,000百万円（2020年7月末現在）
- ・事業の内容 銀行法に基づき、銀行業を営むとともに、金融機関の信託業務の兼営等に関する法律（兼営法）に基づき信託業務を営んでいます。
- ・再信託の目的 原信託契約にかかる信託業務の一部（信託財産の管理）を原信託受託会社から再信託受託会社（株式会社日本カストディ銀行）へ委託するため、原信託財産の全てを再信託受託会社へ移管することを目的とします。

(2) 販売会社

名称	資本金の額(百万円) (2020年3月末現在)	事業の内容
S M B C 日興証券株式会社	10,000	金融商品取引法に定める第一種金融商品取引業を営んでいます。

2【関係業務の概要】

(1) 受託会社

受託会社（受託者）として、ファンドの信託財産の保管・管理・計算、外国証券を保管・管理する外国の保管銀行への指図・連絡等を行いません。

(2) 販売会社

ファンドの取扱販売会社として、募集の取扱いおよび販売を行ない、換金に関する事務、収益分配金の再投資に関する事務、換金代金・収益分配金・償還金の支払いに関する事務等を行いません。

3【資本関係】

(1) 受託会社

該当事項はありません。

(2) 販売会社

該当事項はありません。

第3【その他】

1 交付目論見書の表紙等に、以下の事項を記載します。

(1) 委託会社等の情報

委託会社名

金融商品取引業者登録番号

設立年月日

資本金

当該委託会社が運用する投資信託財産の合計純資産総額

「ファンドの運用の指図を行なう者である。」旨

(2) 受託会社に関する情報

受託会社名および「ファンドの財産の保管および管理を行なう者である。」旨

(3) 詳細情報の入手方法

詳細な情報の入手方法として、以下の事項を記載します。

委託会社のホームページアドレス、電話番号および受付時間等

請求目論見書の入手方法および投資信託約款が請求目論見書に添付されている旨

(4) 交付目論見書の使用開始日

(5) 届出の効力に関する事項

金商法第4条第1項又は第2項の規定による届出の効力に関する事項について、次に掲げるいずれかの内容を記載します。

届出をした日および当該届出の効力の発生の有無を確認する方法

届出をした日、届出が効力を生じている旨および効力発生日

(6) その他の記載事項

商品内容に関して重大な変更を行なう場合には、投資信託及び投資法人に関する法律（昭和26年法律第198号、以下「投信法」という。）に基づき事前に受益者の意向を確認する旨

投資信託の財産は受託会社において信託法に基づき分別管理されている旨

請求目論見書は投資者の請求により販売会社から交付される旨および当該請求を行なった場合にはその旨の記録をしておくべきである旨

「ご購入に際しては、本書の内容を十分にお読みください。」との趣旨を示す記載

2 交付目論見書の「投資リスク」記載箇所に金融商品取引法第37条の6の規定（いわゆるクーリング・オフ）の適用がない旨を記載します。

3 目論見書は別称として、「投資信託説明書」と称して使用することがあります。

4 目論見書は電子媒体等として使用される他、インターネット等に掲載されることがあります。

独立監査人の監査報告書

2020年2月28日

ブラックロック・ジャパン株式会社
取締役会 御中有限責任監査法人トーマツ

指定有限責任社員 業務執行社員	公認会計士	田中素子
--------------------	-------	------

指定有限責任社員 業務執行社員	公認会計士	中島紀子
--------------------	-------	------

当監査法人は、金融商品取引法第193条の2第1項の規定に基づく監査証明を行うため、「委託会社等の経理状況」に掲げられているブラックロック・ジャパン株式会社の2019年1月1日から2019年12月31日までの第33期事業年度の財務諸表、すなわち、貸借対照表、損益計算書、株主資本等変動計算書、重要な会計方針及びその他の注記について監査を行った。

財務諸表に対する経営者の責任

経営者の責任は、我が国において一般に公正妥当と認められる企業会計の基準に準拠して財務諸表を作成し適正に表示することにある。これには、不正又は誤謬による重要な虚偽表示のない財務諸表を作成し適正に表示するために経営者が必要と判断した内部統制を整備及び運用することが含まれる。

監査人の責任

当監査法人の責任は、当監査法人が実施した監査に基づいて、独立の立場から財務諸表に対する意見を表明することにある。当監査法人は、我が国において一般に公正妥当と認められる監査の基準に準拠して監査を行った。監査の基準は、当監査法人に財務諸表に重要な虚偽表示がないかどうかについて合理的な保証を得るために、監査計画を策定し、これに基づき監査を実施することを求めている。

監査においては、財務諸表の金額及び開示について監査証拠を入手するための手続が実施される。監査手続は、当監査法人の判断により、不正又は誤謬による財務諸表の重要な虚偽表示のリスクの評価に基づいて選択及び適用される。財務諸表監査の目的は、内部統制の有効性について意見表明するためのものではないが、当監査法人は、リスク評価の実施に際して、状況に応じた適切な監査手続を立案するために、財務諸表の作成と適正な表示に関連する内部統制を検討する。また、監査には、経営者が採用した会計方針及びその適用方法並びに経営者によって行われた見積りの評価も含め全体としての財務諸表の表示を検討することが含まれる。

当監査法人は、意見表明の基礎となる十分かつ適切な監査証拠を入手したと判断している。

監査意見

当監査法人は、上記の財務諸表が、我が国において一般に公正妥当と認められる企業会計の基準に準拠して、ブラックロック・ジャパン株式会社の2019年12月31日現在の財政状態並びに同日をもって終了する事業年度の経営成績をすべての重要な点において適正に表示しているものと認める。

利害関係

会社と当監査法人又は業務執行社員との間には、公認会計士法の規定により記載すべき利害関係はない。

以上

(注) 1. 上記は、監査報告書の原本に記載された事項を電子化したものであり、その原本は当社が別途保管しております。

2. X B R L データは監査の対象には含まれていません。

独立監査人の監査報告書

2021年2月10日

ブラックロック・ジャパン株式会社
取締役会御中

P w C あらた有限責任監査法人

東京事務所

指定有限責任社員
業務執行社員 公認会計士 和田 渉指定有限責任社員
業務執行社員 公認会計士 榊原 康太

監査意見

当監査法人は、金融商品取引法第193条の2第1項の規定に基づく監査証明を行うため、「ファンドの経理状況」に掲げられているサイエンティフィック・エクイティ・ファンドの2020年6月23日から2020年12月21日までの計算期間の財務諸表、すなわち、貸借対照表、損益及び剰余金計算書、注記表並びに附属明細表について監査を行った。

当監査法人は、上記の財務諸表が、我が国において一般に公正妥当と認められる企業会計の基準に準拠して、サイエンティフィック・エクイティ・ファンドの2020年12月21日現在の信託財産の状態及び同日をもって終了する計算期間の損益の状況を、すべての重要な点において適正に表示しているものと認める。

監査意見の根拠

当監査法人は、我が国において一般に公正妥当と認められる監査の基準に準拠して監査を行った。監査の基準における当監査法人の責任は、「財務諸表監査における監査人の責任」に記載されている。当監査法人は、我が国における職業倫理に関する規定に従って、ブラックロック・ジャパン株式会社及びファンドから独立しており、また、監査人としてのその他の倫理上の責任を果たしている。当監査法人は、意見表明の基礎となる十分かつ適切な監査証拠を入手したと判断している。

財務諸表に対する経営者の責任

経営者の責任は、我が国において一般に公正妥当と認められる企業会計の基準に準拠して財務諸表を作成し適正に表示することにある。これには、不正又は誤謬による重要な虚偽表示のない財務諸表を作成し適正に表示するために経営者が必要と判断した内部統制を整備及び運用することが含まれる。

財務諸表を作成するに当たり、経営者は、継続企業の前提に基づき財務諸表を作成することが適切であるかどうかを評価し、我が国において一般に公正妥当と認められる企業会計の基準に基づいて継続企業に関する事項を開示する必要がある場合には当該事項を開示する責任がある。

財務諸表監査における監査人の責任

監査人の責任は、監査人が実施した監査に基づいて、全体としての財務諸表に不正又は誤謬による重要な虚偽表示がないかどうかについて合理的な保証を得て、監査報告書において独立の立場から財務諸表に対する意見を表明することにある。虚偽表示は、不正又は誤謬により発生する可能性があり、個別に又は集計すると、財務諸表の利用者の意思決定に影響を与えると合理的に見込まれる場合に、重要性があると判断される。

監査人は、我が国において一般に公正妥当と認められる監査の基準に従って、監査の過程を通じて、職業的専門家としての判断を行い、職業的懐疑心を保持して以下を実施する。

- ・ 不正又は誤謬による重要な虚偽表示リスクを識別し、評価する。また、重要な虚偽表示リスクに対応した監査手続を立案し、実施する。監査手続の選択及び適用は監査人の判断による。さらに、意見表明の基礎となる十分かつ適切な監査証拠を入手する。
- ・ 財務諸表監査の目的は、内部統制の有効性について意見表明するためのものではないが、監査人は、リスク評価の実施に際して、状況に応じた適切な監査手続を立案するために、監査に関連する内部統制を検討する。
- ・ 経営者が採用した会計方針及びその適用方法の適切性、並びに経営者によって行われた会計上の見積りの合理性及び関連する注記事項の妥当性を評価する。
- ・ 経営者が継続企業を前提として財務諸表を作成することが適切であるかどうか、また、入手した監査証拠に基づき、継続企業の前提に重要な疑義を生じさせるような事象又は状況に関して重要な不確実性が認められるかどうか結論付ける。継続企業の前提に関する重要な不確実性が認められる場合は、監査報告書において財務諸表の注記事項に注意を喚起すること、又は重要な不確実性に関する財務諸表の注記事項が適切でない場合は、財務諸表に対して除外事項付意見を表明することが求められている。監査人の結論は、監査報告書日までに入手した監査証拠に基づいているが、将来の事象や状況により、ファンドは継続企業として存続できなくなる可能性がある。
- ・ 財務諸表の表示及び注記事項が、我が国において一般に公正妥当と認められる企業会計の基準に準拠しているかどうかとともに、関連する注記事項を含めた財務諸表の表示、構成及び内容、並びに財務諸表が基礎となる取引や会計事象を適正に表示しているかどうかを評価する。

監査人は、経営者に対して、計画した監査の範囲とその実施時期、監査の実施過程で識別した内部統制の重要な不備を含む監査上の重要な発見事項、及び監査の基準で求められているその他の事項について報告を行う。

利害関係

ブラックロック・ジャパン株式会社及びファンドと当監査法人又は業務執行社員との間には、公認会計士法の規定により記載すべき利害関係はない。

以 上

(注) 1. 上記は監査報告書の原本に記載された事項を電子化したものであり、その原本は当社が別途保管しております。

2. XBRLデータは監査の対象には含まれていません。

独立監査人の中間監査報告書

2020年8月28日

ブラックロック・ジャパン株式会社
取締役会 御中有限責任監査法人トーマツ

指定有限責任社員 業務執行社員	公認会計士	山	田	信	之
指定有限責任社員 業務執行社員	公認会計士	中	島	紀	子

当監査法人は、金融商品取引法第193条の2第1項の規定に基づく監査証明を行うため、「委託会社等の経理状況」に掲げられているブラックロック・ジャパン株式会社の2020年1月1日から2020年12月31日までの第34期事業年度の中間会計期間（2020年1月1日から2020年6月30日まで）に係る中間財務諸表、すなわち、中間貸借対照表、中間損益計算書、中間株主資本等変動計算書、重要な会計方針及びその他の注記について中間監査を行った。

中間財務諸表に対する経営者の責任

経営者の責任は、我が国において一般に公正妥当と認められる中間財務諸表の作成基準に準拠して中間財務諸表を作成し有用な情報を表示することにある。これには、不正又は誤謬による重要な虚偽表示のない中間財務諸表を作成し有用な情報を表示するために経営者が必要と判断した内部統制を整備及び運用することが含まれる。

監査人の責任

当監査法人の責任は、当監査法人が実施した中間監査に基づいて、独立の立場から中間財務諸表に対する意見を表明することにある。当監査法人は、我が国において一般に公正妥当と認められる中間監査の基準に準拠して中間監査を行った。中間監査の基準は、当監査法人に中間財務諸表には全体として中間財務諸表の有用な情報の表示に関して投資者の判断を損なうような重要な虚偽表示がないかどうかの合理的な保証を得るために、中間監査に係る監査計画を策定し、これに基づき中間監査を実施することを求めている。

中間監査においては、中間財務諸表の金額及び開示について監査証拠を入手するために年度監査と比べて監査手続の一部を省略した中間監査手続が実施される。中間監査手続は、当監査法人の判断により、不正又は誤謬による中間財務諸表の重要な虚偽表示のリスクの評価に基づいて、分析的手続等を中心とした監査手続に必要に応じて追加の監査手続が選択及び適用される。中間監査の目的は、内部統制の有効性について意見表明するためのものではないが、当監査法人は、リスク評価の実施に際して、状況に応じた適切な中間監査手続を立案するために、中間財務諸表の作成と有用な情報の表示に関連する内部統制を検討する。また、中間監査には、経営者が採用した会計方針及びその適用方法並びに経営者によって行われた見積りの評価も含め中間財務諸表の表示を検討することが含まれる。

当監査法人は、中間監査の意見表明の基礎となる十分かつ適切な監査証拠を入手したと判断している。

中間監査意見

当監査法人は、上記の中間財務諸表が、我が国において一般に公正妥当と認められる中間財務諸表の作成基準に準拠して、ブラックロック・ジャパン株式会社の2020年6月30日現在の財政状態及び同日をもって終了する中間会計期間（2020年1月1日から2020年6月30日まで）の経営成績に関する有用な情報を表示しているものと認める。

利害関係

会社と当監査法人又は業務執行社員との間には、公認会計士法の規定により記載すべき利害関係はない。

以 上

(注) 1. 上記は、監査報告書の原本に記載された事項を電子化したものであり、その原本は当社が別途保管しております。

2. XBR L データは監査の対象には含まれていません。